



Stitches in the Sand

December 2023

MEETING DATE: December 14th at the Norman P. Murray Center and Zoom at 7:00pm.

Programs

SEASON'S GREETINGS AND HAPPY HOLIDAYS!

The December meeting will be a fun relaxing night to catch up with your friends before the holiday rush. There will be holiday music, a mug rug exchange (back by popular demand), door prizes and homemade treats.

Here is how the night will play out:

Business First: We will have a very short business meeting with only those committee announcements that need to be made.



Holiday Refreshments: Hospitality will host their North Pole Hot Cocoa and Tea station like last year. You can bring your favorite mug! Members are invited to bring holiday refreshments on a throw away serving dish. Last Names A-I: bring a dessert. Last Names J-Z: bring an appetizer. Tables will be marked when you come in with your food.

Show and Tell: Bring your favorite Holiday Quits to share. We can't wait to see them.

Wear comfy, festive attire, or whatever makes you happy: holiday-themed sweats, sweaters, head bobbers, necklaces, fun socks, yoga pants, fuzzy slippers.....

Mug Rug Exchange: You are invited to make and bring a wrapped Mug Rug to the December meeting. Make any theme or style you want. There are no rules for this other than it needs to be a Mug Rug (not a placemat). Gift wrap it however you want, turn it in to the Mug Rug table and get a numbered ticket. We will call numbers during the night that you so you can pick a Mug Rug.

There are hundreds free Mug Rug patterns on the internet.

There will be no Speakers Dinner.
Questions: Please call Donna Wester at 949 584-3210.

We hope you can join us in December! Happy Holidays!

Upcoming Speakers:
January: Diane Knott
February: Christa Watson
March: Maria Shell

Inside this issue:

President's Message	2
Hospitality News	2
Photos from November	3
Quilt Show 2024	4
Opportunity Tickets	6
Things to Do	6
Monthly Mini	6
Quilter's Marketplace	7
Workshops	8
Philanthropy News	9
Block Party	10
Sunshine & Shadows	13
Upcoming Speakers	13
Show and Tell	14
Membership Form	16
Advertisers	17
For Sale by Quilter	19



Connect with us on social media to join in the fun :

<https://www.facebook.com/Beach-Cities-Quilters-Guild-105189137693733>
Or Members Only Group
<https://www.facebook.com/groups/672436387018111>

BCQG's Board Meeting is held the Third Thursday of the Month via Zoom.

From the President



BCQG Members are just FABULOUS!

December may be the end of the year for some organizations, but for BCQG it is just the beginning! I am so very thankful for everyone who has volunteered to Chair or become a member of a Committee to ensure that BCQG continues to be the Best Guild Ever!

Also I am thankful for all of the members who contribute, and show up at the meetings to share their passion for Quilting!

While many of you are counting the days till the end of the year, I am counting the days till I turn in my Quilt Show Entry Form and checking the list to make sure I have it all in order! Good thing too, because I forgot to include a sleeve on the back of my quilt! Yikes!

Download the form today from the BCQG website and submit before the deadline date of January 11, 2024 !

While you are busy making your Holiday to do list, don't forget to put yourself on the list! I have been doing this for years, and my family was shocked the year that a gift showed up under the tree, addressed to Me from Me! I always give myself a Starbucks gift card, with a note that says "Take the Time to Enjoy Life!" I hope you can come and "Enjoy Life" with me at the December BCQG meeting! Donna Wester, Program Chair, has planned a fun relaxing night to catch up with your friends before the holiday rush!

Wherever this Holiday Season takes you, I wish you a Joyful, Peaceful, and Healthy Holiday with lots of time to enjoy quilting !

Quilters are just Fabulous!

Margie Bushaw

President 2023-2024


Hospitality News

Holiday Potluck


After last year's success, we are doing the same. Hospitality will provide Hot Cocoa and marshmallows and we are asking for you to please bring either a dessert (if your last name begins with A-I) or an appetizer (last name J-Z). It would be really helpful if you could bring your treats on a disposable dish AND please bring your own mug.



Photos from the November Meeting



Photos from the November Meeting



Quilt Show—Celebrate Color

Thanksgiving is over, the holidays are approaching, and we are one month closer to our Quilt Show. Things are about to get very busy in all our sewing rooms so let's be proactive and get some Quilt Show stuff done! Who doesn't like checking things off their list...

CALLING ALL FRIENDSHIP CIRCLES: It's time for all Friendship Circles to spring into action. We need your camaraderie and creativity. Rally your group to make a fabulous raffle basket or amazing auction quilt...or both! Take advantage of Laurel Hathaway's adorable and inspiring ideas for Boutique and have a fun group project one day. So many fun ways to contribute but don't let the time slip away. It's time to make a plan and get started!

COMPLETE YOUR ENTRY FORM: Entry forms are available on the [website](#) and at the Quilt Show table at the Guild meeting. You have until April to finish your quilt, but entry forms must be completed and turned in no later than 7pm on January 11th.

VOLUNTEER: We need volunteers to travel to other guild meetings with the Opportunity Quilt. You can sign up at the Guild meeting or contact [Patricia Pardo](#), [Carol Gobrogge](#) or [Kelly Counseller](#). Even more dates are coming!

Tuesday 1/9/24	Valley of the Mist – Temecula (evening)
Monday 1/15/24	Canyon Quilters – San Diego (evening)
Friday 1/26/24	Citrus Belt – Riverside (morning)
Tuesday 2/20/24	South Bay – Torrance (evening)
Thursday, 3/28/24	Night Owls – Upland (evening)
Tuesday 4/9/24	Surfside – San Clemente (morning)
Monday, 4/15/24	Friendship Square – La Habra (evening)
Monday, 4/22/24	North Cities – Placentia (evening)

We will also start signing up volunteers to work the Quilt Show (April 26/27) at the January Guild meeting. Be sure to sign up early to get your favorite spot and time!

DONATE: We will accept all donations at the Quilt Show tables at the Guild meetings. Donate to the Quilt Auction, Silent Auction, Raffle Baskets and/or Boutique.

We need your help and appreciate your support. We can't do this without you!

If you have any questions or comments, please visit our table at the Guild meetings or contact one of our Co-Chairs, [Karen Brewin](#) or [Margaret Gordon](#).



Area of Quilts
Over 150 Quilts on Exhibit
Opportunity Quilt Drawing
Raffle Baskets
Boutique & Vendors
Auction Saturday 2:00pm


Quilt Show

April 26 - 27, 2024
Friday 5:30pm — 8pm
Fundraiser Preview \$25
(Includes access to Saturday Event,
Wine Pull, Appetizers & More!)
Saturday 10am — 5pm
General Admission \$10


NO STROLLERS

Norman P. Murray Community & Senior Center
24932 Veterans Way
Mission Viejo, CA 92692
Air Conditioned—Free Parking

For more information:
Beach Cities Quilters Guild
www.beachcitiesquilters.org



Celebrate Color



Pattern: Kaffe Fassett's "Bowls and Vases"
Appliqued & pieced by Guild Members
Quilted by Jean Impey & Sherri Peltier

Opportunity Quilt Tickets
\$1 per ticket
6 tickets for \$5
For tickets email: BCOQuiltshow@gmail.com

Beach Cities Quilters Guild P.O. Box 2328 Mission Viejo, CA 92690-2328

2024 QUILT SHOW – OPPORTUNITY QUILT TICKETS

Need a gift for the non-Guild members that you love? Put an Opportunity Quilt ticket in their stocking! What an easy stocking stuffer!

Each Guild member is expected to buy one set of tickets for herself or to sell to others. You can put your tickets either in the box to win the quilt or...yes, we have a huge basket full of dotted fabric you could win. What a choice!

If you are unable to attend the next guild meeting or two, send a check made out to the Guild for \$35 to Elaine Pappas-Puckett and specify how many tickets should go into Quilt Drawing Box or Fabric Drawing box. She will fill out tickets for you. Photo of completion sent upon request.



Things to Do

January 2024

17-20 Road 2 CA Quilt Show

<https://online.roadtocalifornia.com/>

May 2024

4 Quilts in the Garden Quilt Show

www.ocqg.club

Monthly Mini

Our Monthly Mini winner of the beautiful wall hanging by Deborra Singletary was Nancy Sandoval

We will be back in January with something new....



Quilters' Marketplace

(Previously known as the Fabric/Rummage Sale)

- December Dark
- Did You Know?
- What is the personality of a quilter?
- FQ Prices



Greetings from the Quilters' Marketplace!

December: We will not have the marketplace at the December guild meeting. If you need to shop mid-month, give me a call and we can make **special shopping arrangements** for you. 1-800-GOT FABRIC (Just Kidding.... 714-883-9499) The storage unit is located in Lake Forest, U-Haul, 25290 Jeronimo Road. (Jeronimo and El Toro) Cash or checks preferred and by all means, **bring your sewing friends!**

Did You Know: Vinegar is an excellent mildew "killer". To remove mildew odor, mix 1 cup of white vinegar in a bucket of water and presoak for at least an hour (or put into soak in your washer). Then launder it in the hottest temperature allowed for the fabric. It would be wise to use a Color Catcher the first time a new fabric is washed. Dry, iron, cut, sew, and quilt away!

What is the personality of a quilter?

They possess the patience and commitment to complete a long-term project such as a quilt.

(They haven't seen my list of UFOs!)

They have the skill and precision to produce work with fine craftsmanship. *(Yes, BCQG rocks!)*

They have an artistic eye for good design. *(Or they buy some fantastic kits)*

They have tremendous self-discipline to produce consistent stitching throughout the piece.

(Have you seen all the quilts that are donated by our members? Amazing!)

FQ Prices: Busy people get a done and BCQG members do it well! Thanks to all of you for supporting BCQG's fabric sales. All the proceeds to direct to supporting philanthropic organizations. We have a big goal to reach this next year and we want to keep the prices the same. There is one adjustment that is needed. We are putting the fat quarters to the appropriate pricing of 50 cents to match the \$2 per yard pricing. The adjustment will take place the first of 2024. Shop now! Help us Help the Guild. Share our Marketplace with your friends and family!

A bed without a quilt is like a sky without stars.

Creating your world colorful,

Patti, Donna, and Elaine

Workshops

BCQG workshops are generally held on the Friday after our monthly Thursday Guild meeting at the Norman P Murray Community Center in Mission Viejo. Registration fee is \$35 for members; \$60 for non-members. ([Annual BCQG membership](#) is only \$40 and members sign up first for workshop.) See workshop details in weekly snip-pets, on the website, and below for more information.

You may cancel and receive a refund if you let the workshop chair. ([Mary Kay Fitzpatrick](#)) know by email at least 45 days before the workshop. After that time, you will receive a refund if there is a person to fill your spot. We will issue a refund after we receive payment from your replacement. You will receive an email reminder with supply list details and any updated information at least a week prior to the Workshop. If for some reason you do not receive this information, please reach out to Mary Kay Fitzpatrick.

November Workshop- with Pam Hadfield

Many thanks to Pam for her wonderful workshop on Crazy Christmas Trees.



January Workshop – Under the Mistletoe with Diane Knott

Friday, January 12th 10AM-4PM

Norman P Murray Community Center, Juniper Room

More details are coming for the class. Diane's approach to strip quilting promises that we will learn tips for cutting, storing, and piecing fabric strips in a variety of widths. By the end of the process, we will have turned precut strips, sliced yardage and selvages into innovative strip-quilt projects. The pattern will be needed for the class. You may purchase it for \$10 on her website.


More information about Diane is available on her website <http://www.butterflythreadsquilting.com/>

February Workshop – *Machine Quilting: Walking Foot and Free Motion* with Christa Watson

Friday, February 9th from 10 am-4 pm in the Juniper Room and Norman P Murray Community Center

Take your quilt to the next level by adding depth and dimension to your designs, using your domestic sewing machine. The secret to success here is the willingness to let go of perfection, creating asymmetrical and free-form designs that create pleasing textures to your quilt. This technique requires minimal marking of the quilt. You will practice free-motion quilting and walking foot (or dual feed) techniques. Prepare for class by sandwiching and pre-basting leftover blocks or scrappy blocks made from your scraps. The class requires purchase of Christa's book, **99 Machine Quilting Designs**, (£6³) available for purchase ahead of time at shop.ChristaQuilts.com

This Workshop is full. If you would like to be added to the waiting list, please text or email Mary Kay Fitzpatrick.



Philanthropy News

Thank you to all who have contributed to philanthropy, with your time and talent. You are all so appreciated.

As you know, we collected quilts during September and October to send to Maui. Thanks to all of you, we a total of 135 quilts. Congratulations!

In addition, thanks to your generosity, we raised a little over \$800 in donations to help with the mailing expenses. With special thanks to our friends at Hoffman, we only spent a little over \$350. Due to tax regulations, the balance of the funds raised needed to be used for a purpose related to our original reason the money was raised. So, the balance was rounded up to \$600 and Philanthropy agreed to donate it to the Maui Strong Fund which is sponsored by the Hawaiian Community Foundation. It is a non-profit fund directed to assist the victims of the Lahaina fire. No fees will be deducted from our donation.

Thank you Pat for your hard work in putting this together.

For the month of October we donated:

101 adult quilts
20 children's quilts
108 pillowcases
20 NICU blankets
10 fleece blankets
4 bonding squares
2 caps

That's just amazing! Thank you all!

Next SEW DAY **December 4**

10 AM - 3 PM

Presbyterian Church Of The Master s

26051 Marguerite Pkwy, Mission Viejo, CA 92692

Corner of Oso and Marguerite

January 8, 2024 *one week later due to New Years Day *



Sew Day will have quilt, pillowcase and NICU kits, and batting. Show and Tell starts at 11! Join in the fun! There will be irons, ironing boards, cutting boards, tables and chairs. Bring your sewing machine, extension cords, sewing tools, and a lunch. Come for the whole day or just drop by!

Helpers are always appreciated at Sew Day especially with set up and take down.

Philanthropy is in need of baby quilts for Showers of Appreciation in January. Please turn them in no later than the December Guild meeting. And thank you!!!

It's not how much we give, but how much love we put into giving. Mother Teresa

Happy Stitching,
Janice Trumbauer
Philanthropy Chair



Block Party

What an amazing start to the new Block Party Quilt. Our first birdhouse block was introduced at the November meeting and more than seventy of you signed up and got the instructions. For those who miss a meeting, the instructions will always be in the following newsletter. Block #1 is below.



Block #2 will be introduced at the December meeting. Come to the Block Party table to see samples, pick up instructions and ask any questions. We want everyone to be successful and be proud of finishing the 12 blocks. You will have a fun quilt to show with your own fabric choices and embellishments.

Block Party: November 2023

Come along with your fellow quilters on a Birdhouse adventure. Every month for 1 year a new birdhouse block will be revealed. The blocks will be the same size each month, finishing at 10"x14". At the end of the year, you can add sashing and make a bigger quilt or put the blocks together, in any order, to create a magical birdhouse wall hanging. Minimum size with no sashing is 30x42. The sky is the limit with this beautiful creation.

A few things to consider when choosing fabric:

- Scrappy is fine
- A consistent background is suggested but not required

Block #1: Log Cabin Birdhouse

Cutting instructions:

Background Fabric:

Qty	Cutting Size	Location letter
2	4 ½" Square	K
2	1 ½" x 8 ½"	I
2	2" x 4 ½"	N
2	1" square	M

Log Cabin:

Qty	Cutting Size	Location Letter
1	2 ½" square	A
1	1 ½" x 2 ½"	B
2	1 ½" x 3 ½"	C
2	1 ½" x 4 ½"	D
2	1 ½" x 5 ½"	E
2	1 ½" x 6 ½"	F
2	1 ½" x 7 ½"	G
1	1 ½" x 8 ½"	H

Roof Base:

Qty	Cutting Size	Location Letter
1	4 ½" x 10 ½"	J

Birdhouse Post:

Qty	Cutting Size	Location Letter
1	2" x 2 ½"	O

Birdhouse Base:

Qty	Cutting Size	Location Letter
1	1" x 9 ½"	L

If you run into any issues, Call for a Block Emergency!

Anna Ahmed – 612.385.4119

Pat Ballard – 949.636.0151

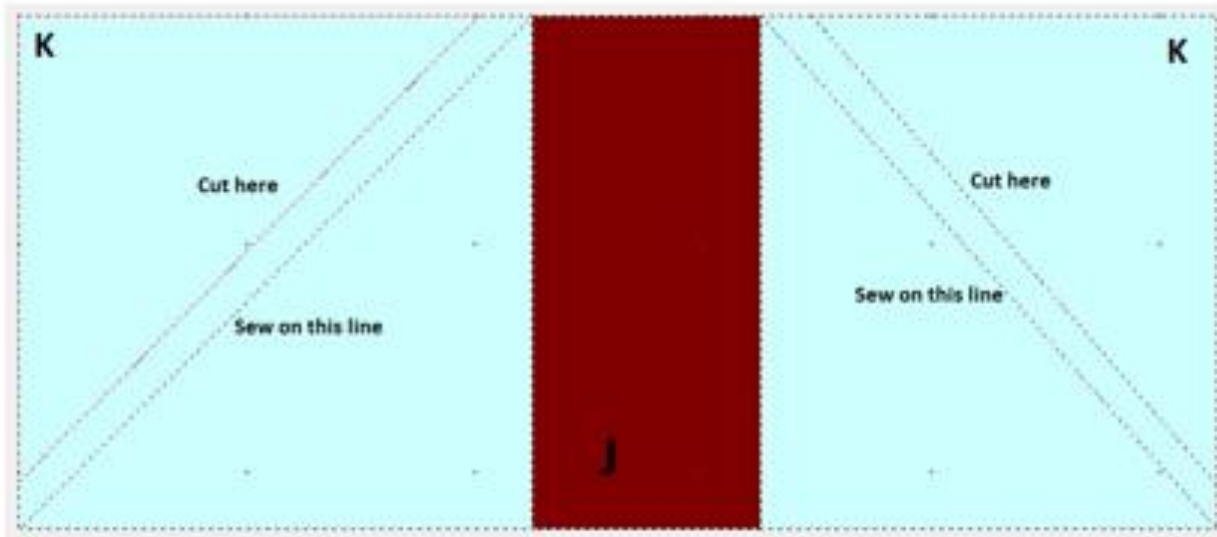
Happy Piecing!

Block Party

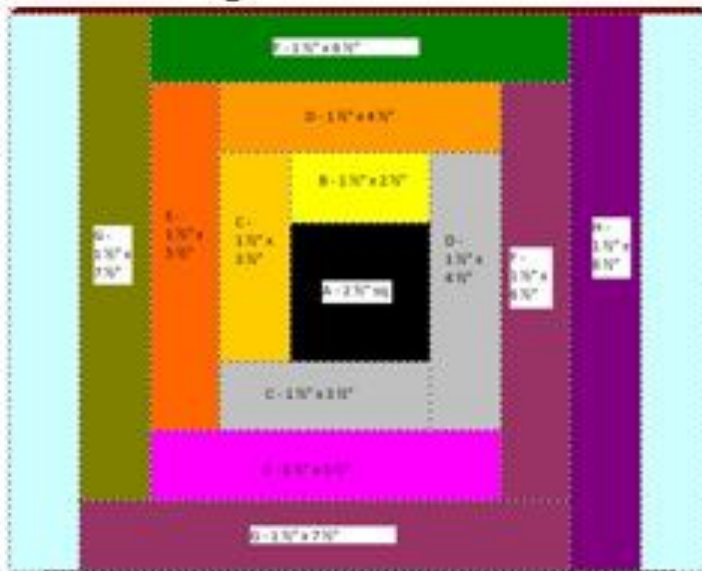
Complete the block in 3 sections:

Section A: Roof

Draw a line on your $4\frac{1}{2}$ " square background (K) pieces. Lay right sides together on the corner of the Roof Base (J). Diagonal lines should be facing each other at the top of the roof. Sew on your drawn line. Cut $\frac{1}{8}$ " from your sewn line, press.



Section B: Log cabin



Log Cabin: If this is your first Log Cabin block, there are many tutorials in YouTube. One very nice written instruction is located at:
<https://www.freshlypieced.com/blog/piecing-101-make-a-log-cabin-block>

CUTTING & PIECING


- A – one $2\frac{1}{2}$ square (attach top edge of A to B)
- B – one $1\frac{1}{2} \times 2\frac{1}{2}$ (attach C to left side of above)
- C – two $1\frac{1}{2} \times 3\frac{1}{2}$ (attach second C to bottom of above)
- D – two $1\frac{1}{2} \times 4\frac{1}{2}$ (attach D to right side of square, then second D to the top)
- E – two $1\frac{1}{2} \times 5\frac{1}{2}$ (attach E to left side of square, then second E to the bottom)
- F – two $1\frac{1}{2} \times 6\frac{1}{2}$ (attach F to right side of the square, then second F to the top)
- G – two $1\frac{1}{2} \times 7\frac{1}{2}$ (attach G to left of square, then second G to the bottom)
- H – one $1\frac{1}{2} \times 8\frac{1}{2}$ (attach H to right side.)
- I – sew Background “K” to each side of Log Cabin block

Press seams to your preference. You are done with Section B.

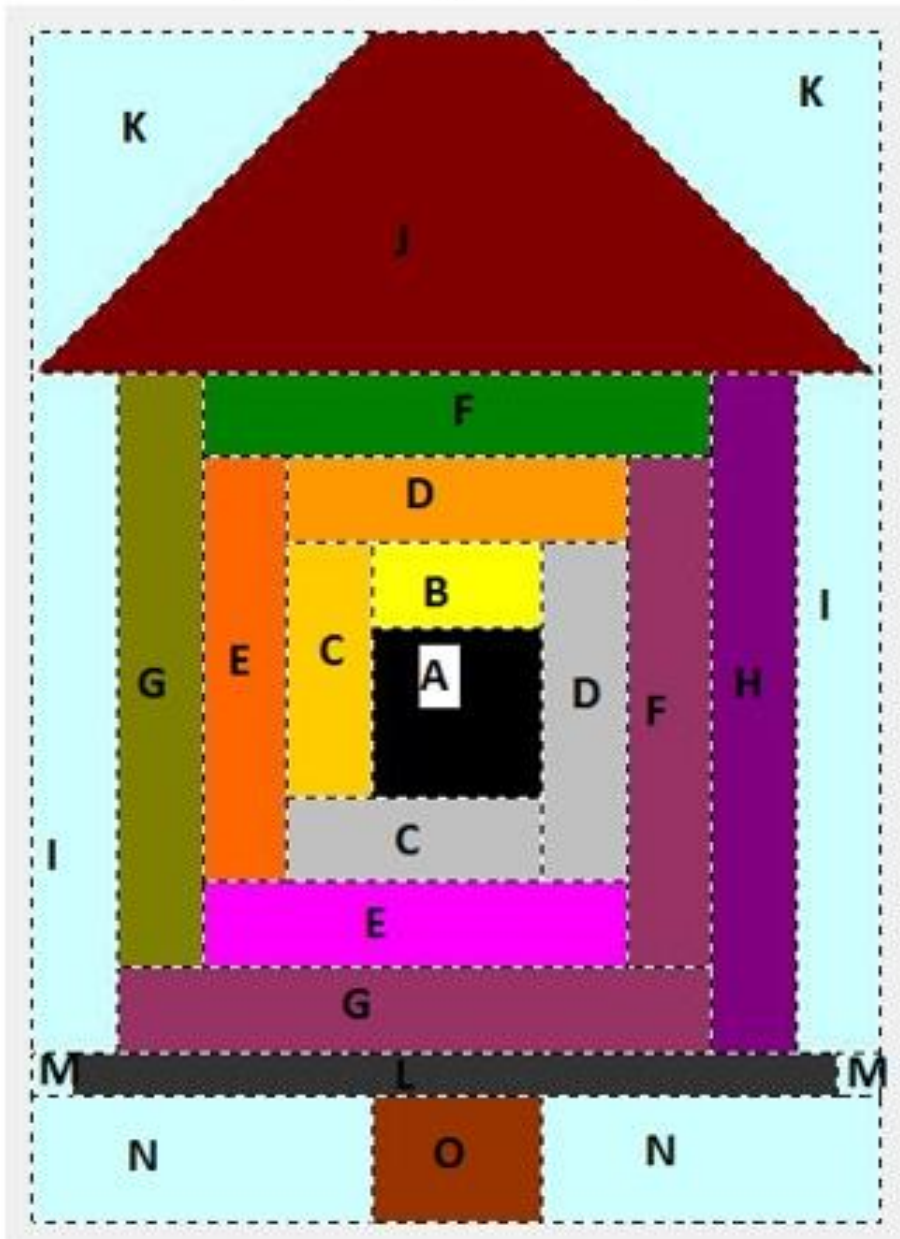
Block Party

Section C: Base of bird house

Sew M to both sides of L. Sew N to both sides of O. Sew them together.



Finish: Sew the roof (section A) to the log cabin (section B). Then sew that to the base (Section C)



Sunshine & Shadows



The only source for gathering information is through you. If you have something you would like to include in this column please contact me. Please include your name and contact information, and if about someone else, their name and contact information for verification.

Thank you, Debra Halverstadt

Upcoming Speakers - Beach Cities Quilters

January 2024	Diane Knott	dianedknott.com
February 2024	Christa Watson	christaquilts.com
March 2024	Maria Shell	mariashell.com
April 2024	Jennifer Sampou	jennifersampou.com

Show and Tell

Let's spread the Holiday spirit by sharing your Holiday quilts and any gifts or projects you're working on!

Your Show & Tell Committee,
Polly Hada, Lupe Maher, France Imagawa

If you have an item but cannot make the monthly guild meeting or forgot to bring your quilt to share — please email carelynne@me.com and you can be added to our monthly show and tell photos.



1. Over the River - Patricia Pardoen
2. Paramedics Memory Quilt - Mary Kay Fitzpatrick
3. Block Party Quilt 2023 - Mary Kay Fitzpatrick
4. Mini Log Cabin table runner - Judy Dimmick
5. Port Townsend Memories - Judy Dimmick



Continued on page 17

Show and Tell (Continued)

1. King size burgundy bed topper - Pat Ballard
2. Happy Owl-o-ween - Odette Osantowski
3. Crazy Christmas Trees - Odette Osantowski
4. Gobble Gobble - Laura Chambers
5. Neighborhood Bear - Susan Probst
6. Electric Slide - Susan Probst
7. Laundry Basket quilt, Pumpkin - Cheryl Lea
8. Saved From the Dump - Sharon Farly
9. Patrice Lambourne - Sudoku #2



Time To Renew!

To join the guild please print, complete and bring this form to the next meeting. You can also join online: <https://www.beachcitiesquilters.org/join-us.htm>.



BEACH CITIES QUILTERS GUILD MEMBERSHIP APPLICATION / RENEWAL FORM

The information you provide will be used in the Beach Cities Guild directory. A completed membership application must be submitted no later than the December general meeting to be included in the directory for the current membership year. The directory is distributed to guild members and is not made available to other sources.

Name			<input type="checkbox"/> \$40 New Member <input type="checkbox"/> \$40 Renewal Membership # _____ <input type="checkbox"/> Check # _____ <input type="checkbox"/> Cash Date _____
<input type="checkbox"/> <i>If you are renewing your membership, please review your information in the last directory. Include any needed changes below or check the box to indicate that your information is current.</i>			
Address			
City	State	Zip	
E-Mail Address			
Home Phone#		Work Phone#	
Cell Phone#		Birthday Month _____ Day _____	
Emergency Contact (if desired)		Emergency Contact Phone Number	

Check Box to indicate that Beach Cities Quilters' Guild has permission to use your photo in hard copy and on-line publications. (for Example use of Show & Tell picture in the newsletter)

- BCQG is a nonprofit organization whose purpose is to provide a creative atmosphere, to share knowledge of methods and techniques, and to encourage each member's growth and talent in the field of quilt making and related subjects.
- Meetings are held the 2nd Thursday of each month at the Norman P. Murray Center, 24932 Veteran's Way, Mission Viejo.
- Social time begins at 6:30 pm with the General Meeting & Program from 7:00 pm to approximately 9:00 pm.
- Dues are payable prior to the start of each membership year, annually from October 1 through September 30.
- Please bring this completed form and your dues (check payable to BCQG) to the Membership Table at the General meeting or mail it to:

Beach Cities Quilters Guild - Membership
P.O. Box 2328
Mission Viejo, CA 92690-2328

Check Box to indicate that you have questions and/or would like to be put in contact with other guild members.



VISIONS ART MUSEUM
Contemporary Quilts + Textiles

2825 Dewey Road
San Diego, CA 92106
619-546-4872

Tues - Sat 10 to 4
Sunday 12 to 4
closed major holidays

Estuary, detail, Melody Money



Jean Impey
Long Arm Quilting Services
31182 Casa Grande Drive
San Juan Capistrano, CA 92675
Jean@SewJean.com
714/815-7884
Computerized, Edge to Edge and Custom work Available

Diana's Stitchery
Longarm Quilting & Fiber Arts
Creative Designs in Fabric

Diana O'Connor 23361 Cobblefield Mission Viejo, CA
cell 978-239-7830 www.dianasstitchery.com




Orange Quilt Bee

Pebble Gilb & Lisa Wiltse, Owners

714-639-3245
628 E. Katella Ave., Orange, CA 92867
www.orangequiltbee.com
email: oqbshop@orangequiltbee.com
Hours: Mon-Thu: 10-8, Fri-Sat: 10-5, Sun: 12-4



Moore's
Sewing Machines · Ceiling Fans · Vacuums
Specialists in Sales & Service
A Fourth Generation Family Business

MISSION VIEJO · 25390 Marguerite Pkwy · (949) 580-2520
HUNTINGTON BEACH · 15041 Goldenwest St. · (714) 899-3222
CORONA · 591 N. McKinley St. #106 · (951) 736-5457
VICTORVILLE · 16210 Bear Valley Road · (760) 240-4477
TEMECULA · 26490 Ynez Road, Ste. F & G · (951) 297-3796
OUTLET CENTER · 22532 Avenida Empresa, RSM · (949) 829-9459

www.moores-sew.com

PAL's Sewing & Vacuum Since 1967
www.PalsSewVac.com

 Dress the Globe

 **Handi Quilter**
OFFICIAL RETAILER

 **Superior**

(949)645-7257

JANOME elna melco

FREE 5yr Protection/Service Plan
with every new machine purchase

FREE In-Home Installation & Set -Up
with Every Longarm Purchase

- * **Lowest Price Guarantee**
- * **In House Service of All Brands**
- * **Free Service/Repair Estimates**
- * **Same Day Service Available**

Ask for 15% BCQG Discount
2299 Harbor Blvd
Costa Mesa, CA 92626



SEWING PARTY

Contact : info@sewingparty.com
instagram@sewingparty
Shop : www.sewingparty.com



Store Hours
 Monday, Wednesday & Friday: 10am - 4pm
 Tuesday & Thursday: 10am - 3pm
 Saturday: 9am - 2pm
 Sunday: Closed

Contact Us
 Phone: (951) 304-9787
 Website: sewtreasuredquiltshop.com
 Email: sewtreasured@stquiltshop.com
 Facebook: Sew Treasured Quilt Shop
 Instagram: @sewtreasuredquiltshop


26855 Jefferson Ave, Suite D, Murrieta, CA 92563



www.SewingCenterOfOrangeCounty.com
 1239 EAST IMPERIAL HWY. PLACENTIA, CA 92870 1-714-993-2SEW

baby lock JANOME elna JUKI
SEWING CENTER OF OC
 Steve Shuman, Manager

1-714-993-2SEW (2739)
info@sewingcenteroforangecounty.com
 1239 East Imperial Highway, Placentia CA 92870
www.sewingcenteroforangecounty.com
 Facebook: <https://www.facebook.com/sewingcenterofoc>
 Twitter: [sewingoc](https://twitter.com/sewingoc) • Instagram: [sewingcenteroc](https://www.instagram.com/sewingcenteroc)



HATHAWAY
QUILTWORKS

Computerized Longarm Quilting

- Precise edge-to-edge stitching by a Gammill Statler Longarm in a clean and professional quilting studio
- Countless E2E patterns available from our in-house catalog and vendor's website (save, review, share)
- Binding services by hand or machine; custom designed quilt labels
- Stitch Rewards and Friend Referral Bonus
- Share your quilting journey with us; beginners welcome

Laguna Hills Business Park
 Near I-5 at Lake Forest & Moulton Parkway
hello@hathawayquiltworks.com

Call or Text Laurel 949-534-2934

Batik and tropical fabrics
 Island-themed quilt patterns
 Hawaiian-style quilts

New Store - Open 2023!

27001 La Paz Rd Ste 116
 Mission Viejo, CA 92691

(949) 994-1199

www.quiltpassions.net

GRAND COUNTRY QUILTS

Rachel Graves-Hill
Roxanne Thomsen

PRIMITIVE SHOP- 760.471.1114
 MODERNS AND MORE- 442.515.3088

Open Mon-Sat 10am-3pm
www.grandcountryquilts.com



FOR SALE:

Handi Quilter 18" Longarm quilting machine with 10' frame. Has ruler base, extra-wide leader, bobbin winder, glide foot, bobbins, needles, etc.

\$1500. Nancy.Gasparotti@cox.net

