

4% SALES TAX CASH FLOW REPORT:
TOWN OF GRAND LAKE
FISCAL YEAR 2020

JUNE**2020**

CDOR Revenue Period:
 for the Sales/Filing Period:

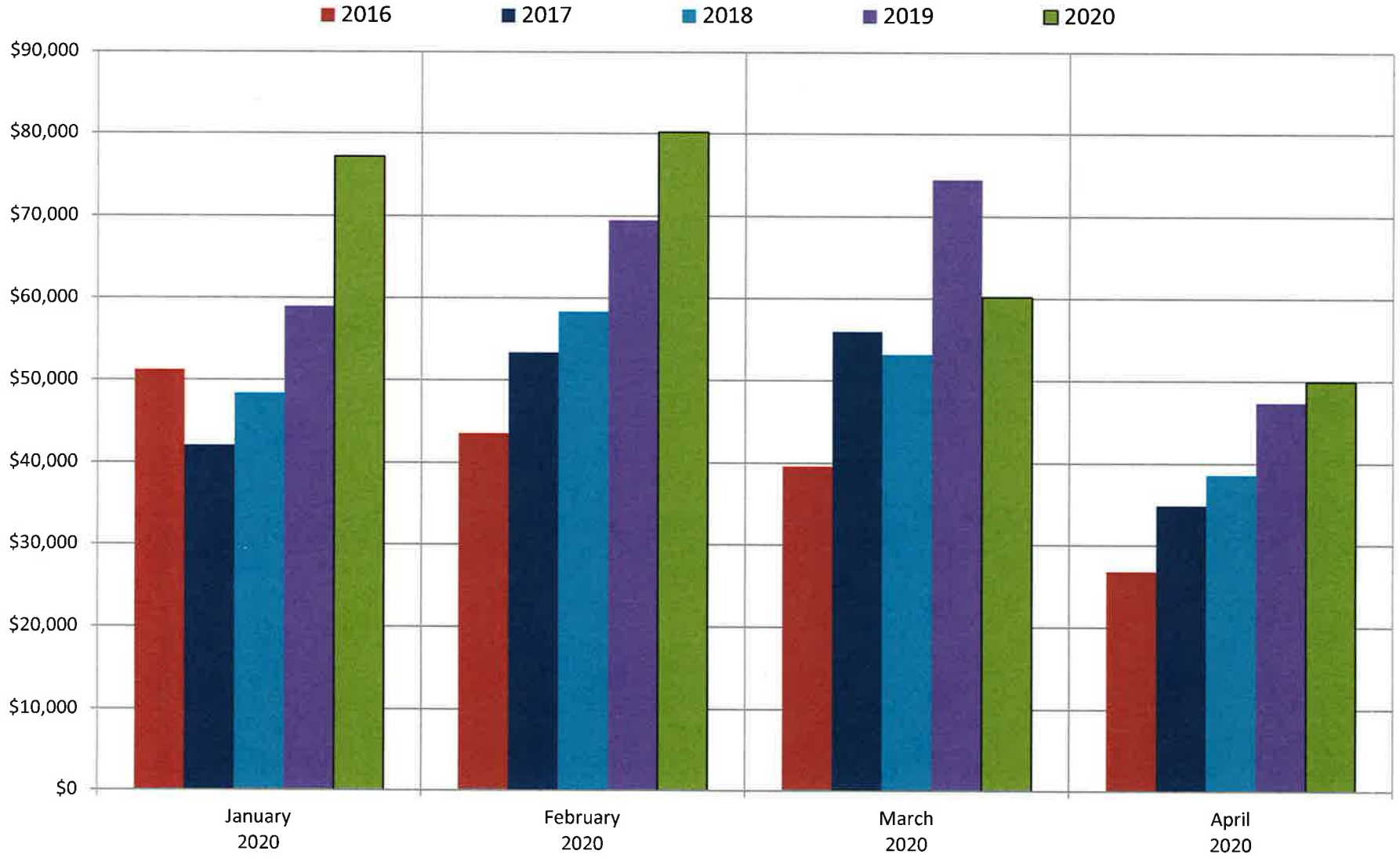
5/31/2020
 April-20

Sales Month	2020	2019	Fiscal Year 2018	2017	2016
January 2020	\$77,149	\$58,933	\$48,333	\$42,037	\$51,196
February 2020	\$80,166	\$69,478	\$58,344	\$53,326	\$43,528
March 2020	\$60,184	\$74,443	\$53,192	\$55,964	\$39,568
April 2020	\$49,912	\$47,378	\$38,591	\$34,821	\$26,769
May 2020		\$92,138	\$84,862	\$74,172	\$57,188
June 2020		\$240,589	\$230,804	\$205,468	\$168,446
July 2020		\$304,721	\$267,371	\$295,836	\$275,977
August 2020		\$254,709	\$214,246	\$217,698	\$202,184
September 2020		\$322,285	\$263,514	\$197,896	\$192,607
October 2020		\$110,559	\$68,969	\$63,605	\$57,975
November 2020		\$65,583	\$44,932	\$41,909	\$38,189
December 2020		\$95,751	\$80,654	\$68,832	\$61,633

YEAR TO DATE CASH FLOW COMPARISON**BUDGET COMPARISON**

	Year to Date Total	Percent of Budget	Percent change from previous Year to Date	Dollar change from previous Year to Date	Budgeted Amount
2020	\$267,412	16.12%	6.87%	\$ 17,179.59	\$1,659,230
2019	\$250,232	17.89%	26.09%	\$ 51,772.00	\$1,398,967
2018	\$198,460	15.62%	6.61%	\$ 12,312.00	\$1,270,354
2017	\$186,148	15.74%	15.58%	\$ 25,087.00	\$1,182,454
2016	\$161,061	13.83%	20.15%	\$ 27,011.25	\$1,164,718

4% SALES TAX CASH FLOW 2020 June 2020 Receipts (April 2020 Sales)



1% SALES TAX CASH FLOW REPORT:
TOWN OF GRAND LAKE
FISCAL YEAR 2020

JUNE

CDOR Revenue Period:
 for the Sales/Filing Period:

2020

5/31/2020
 April-20

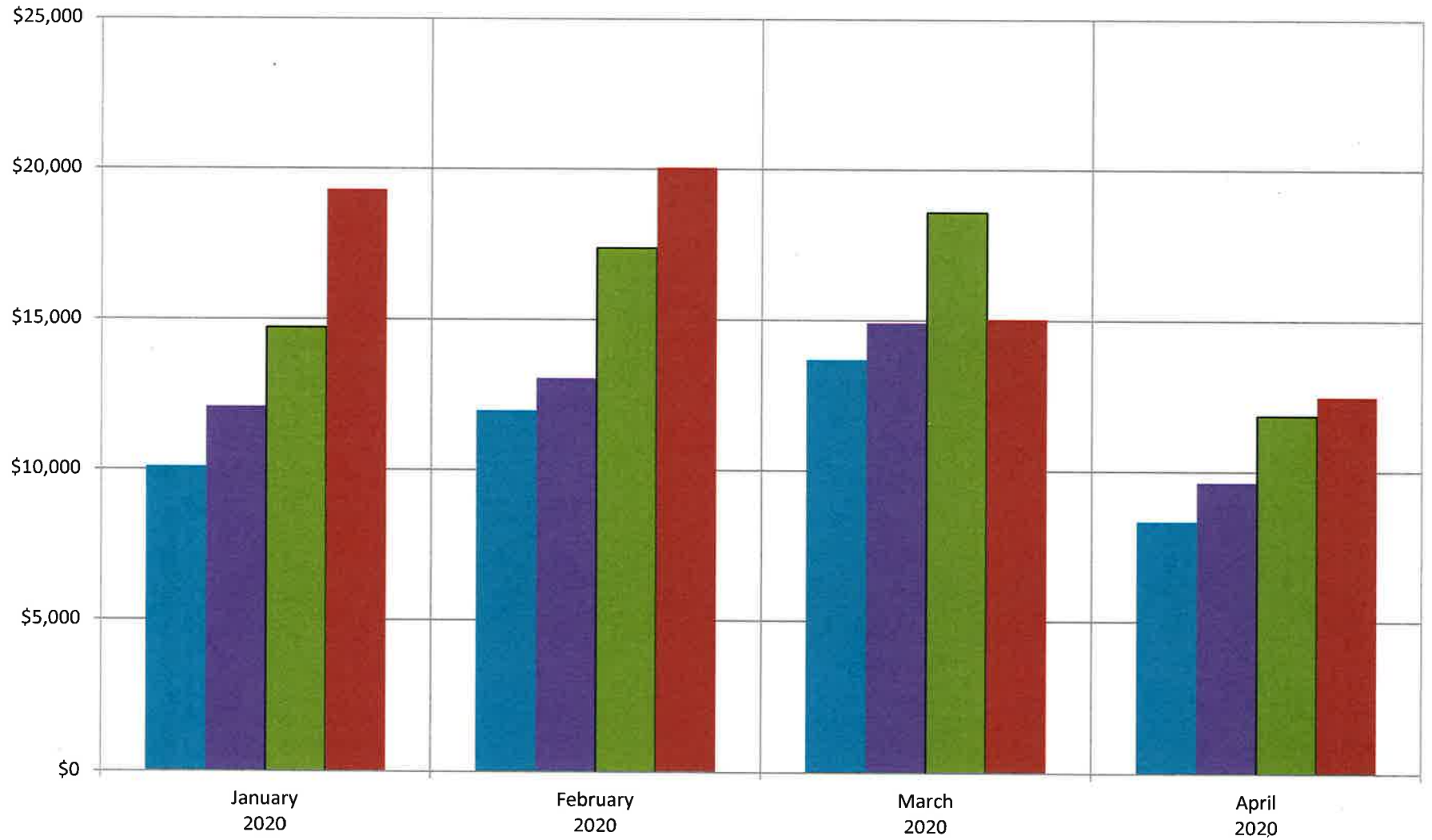
Sales Month	FISCAL YEAR			
	2020	2019	2018	2017
January 2020	\$19,287	\$14,712	\$12,082	\$10,086
February 2020	\$20,042	\$17,367	\$13,041	\$11,969
March 2020	\$15,046	\$18,583	\$14,915	\$13,693
April 2020	\$12,478	\$11,844	\$9,638	\$8,340
May 2020		\$23,035	\$21,219	\$17,539
June 2020		\$60,147	\$57,697	\$50,722
July 2020		\$76,180	\$66,841	\$73,964
August 2020		\$63,677	\$53,530	\$54,100
September 2020		\$80,571	\$65,870	\$49,408
October 2020		\$27,640	\$17,200	\$15,923
November 2020		\$16,396	\$11,248	\$10,295
December 2020		\$23,938	\$19,978	\$17,274

YEAR TO DATE CASH FLOW COMPARISON**BUDGET COMPARISON**

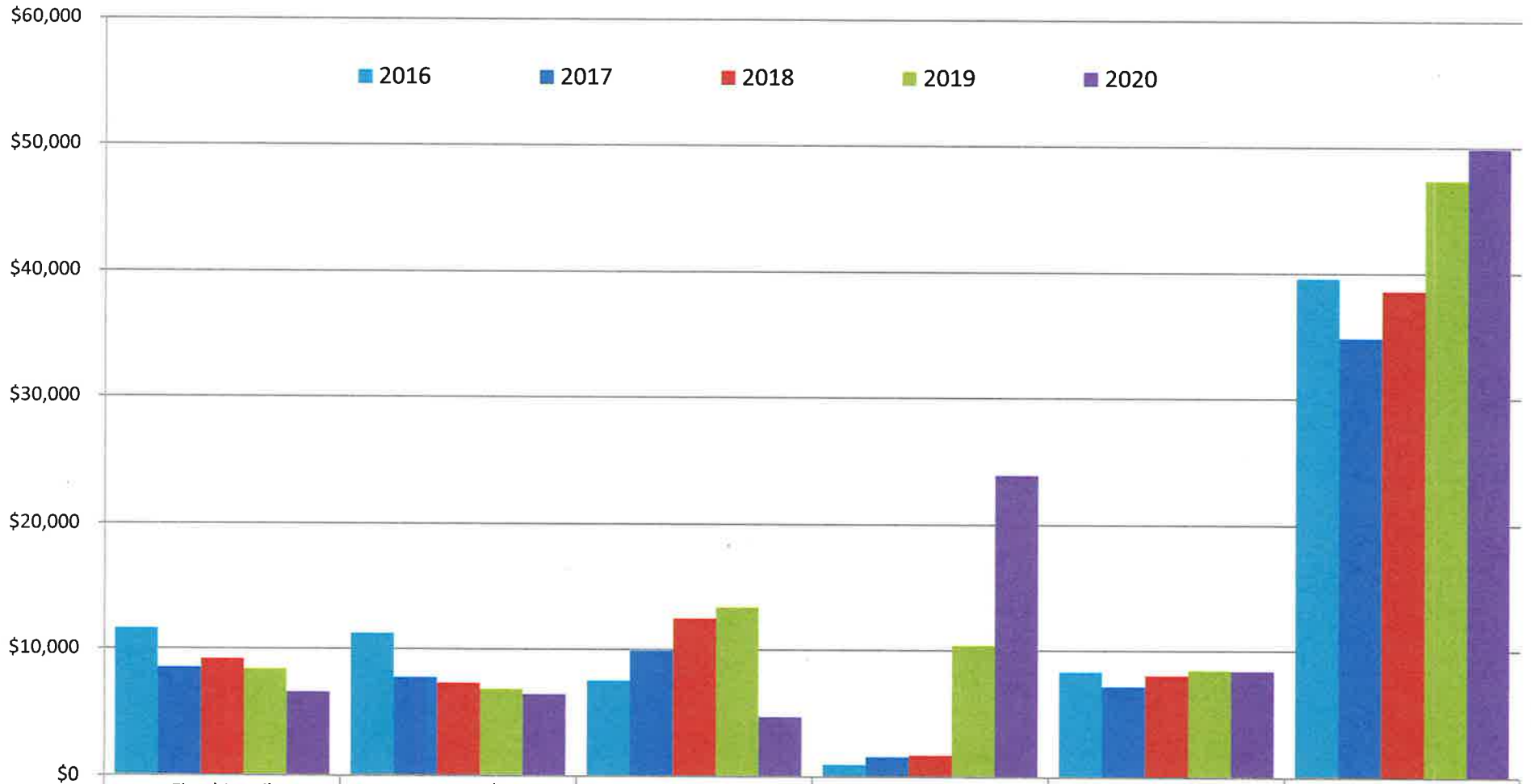
	Year to Date Total	Percent of Budget	Percent change from previous Year to Date	Dollar change from previous Year to Date	Budgeted Amount
2020	\$66,853	15.00%	6.95%	\$ 4,346.56	\$445,635
2019	\$62,506	17.56%	25.83%	\$ 12,829.44	\$355,882
2018	\$49,677	15.85%	12.68%	\$ 5,589.03	\$313,491
2017	\$44,088	11.39%		N/A	\$387,000

1% SALES TAX CASH FLOW 2020 June 2020 Receipts (April 2020 Sales)

■ 2017 ■ 2018 ■ 2019 ■ 2020



TOWN OF GRAND LAKE Monthly 4% Sales Tax Collection by Industry April 2016-2020



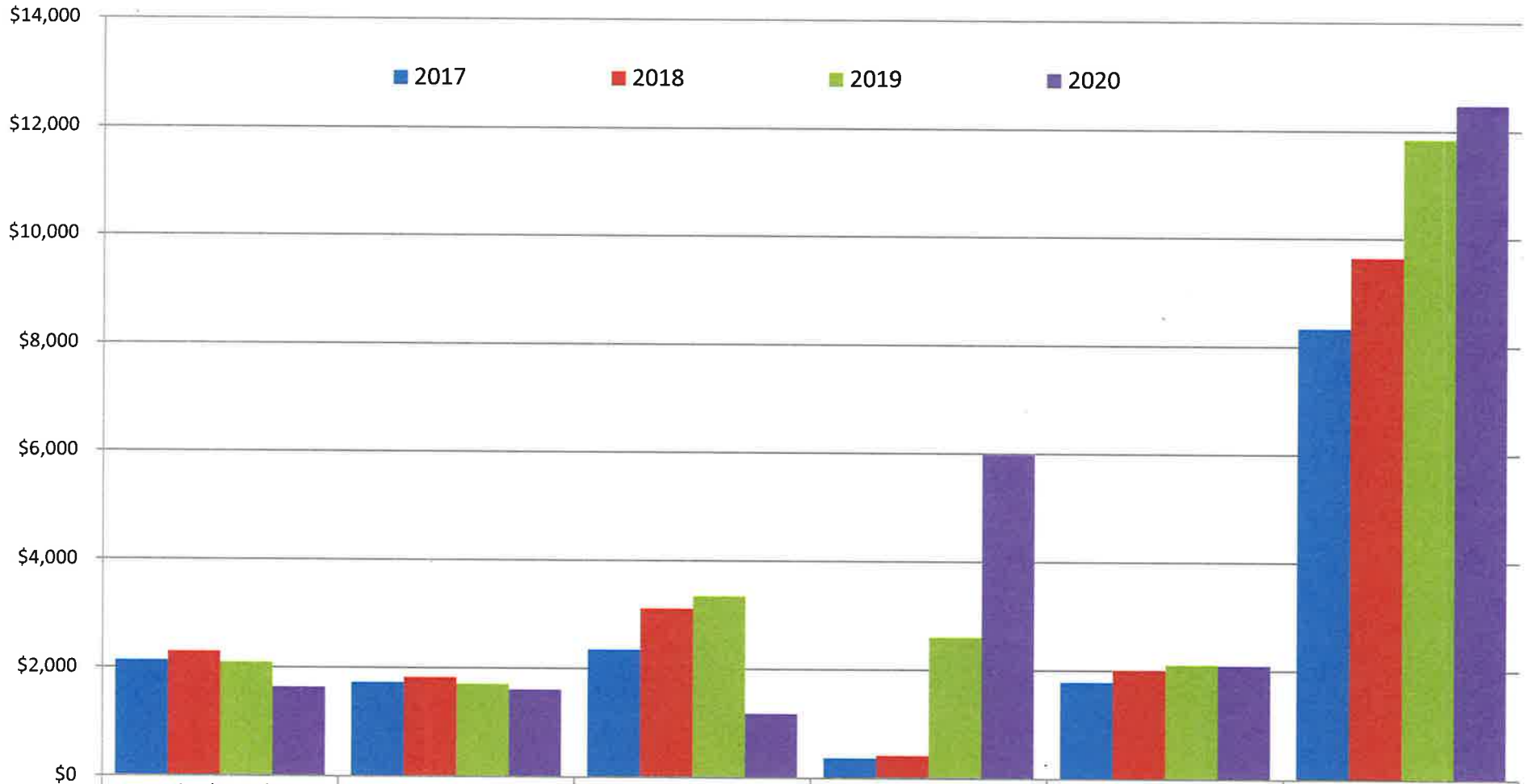
	Fixed Retail	Restaurants/Bars	Lodging	Miscellaneous	Utilities	Total Month
2016	\$11,577	\$11,223	\$7,509	\$954	\$8,305	\$39,568
2017	\$8,490	\$7,728	\$9,895	\$1,570	\$7,137	\$34,821
2018	\$9,161	\$7,274	\$12,437	\$1,698	\$8,020	\$38,591
2019	\$8,364	\$6,804	\$13,386	\$10,382	\$8,441	\$47,378
2020	\$6,535	\$6,398	\$4,695	\$23,907	\$8,377	\$49,912

TOWN OF GRAND LAKE

Monthly 1% Sales Tax Collection by Industry

April 2017-2020

E45



	Fixed Retail	Restaurants/Bars	Lodging	Miscellaneous	Utilities	Total Month
■ 2017	\$2,123	\$1,725	\$2,346	\$366	\$1,781	\$8,340
■ 2018	\$2,290	\$1,819	\$3,109	\$415	\$2,005	\$9,638
■ 2019	\$2,091	\$1,701	\$3,346	\$2,596	\$2,110	\$11,844
■ 2020	\$1,634	\$1,599	\$1,174	\$5,977	\$2,094	\$12,478