

Class Schedule \* More

# Quilter's Attic Sewing Center

## Shop Hours:

Tuesday, Thursday, Friday 10:00-3:00  
Wednesday 1:00-6:00  
Saturday 10:00-1:00

## Holiday Closings:

Easter: Saturday, March 30  
Staff Wedding: Friday, April 19  
Memorial Day: Saturday, May 25



Scan code to  
link to the  
calendar &  
online class  
signups.

WINTER 2024



Sign up by going online at  
[quiltersattic.com/classes](http://quiltersattic.com/classes) or calling the shop.  
We look forward to have you join us for a  
few classes to beat the winter blues!



## Super Saturday

February 10<sup>th</sup>

10:00 - 2:00 ~ In-Store

- ♦ Free pattern to make a fabric basket to the first 25 to ask!
- ♦ Come see & signup for the new classes.
- ♦ Secret Sale to be revealed on Saturday.
- ♦ Fat Quarter Toss game. Everyone is a winner!
- ♦ Your purchase enters you for a chance to win one of 4 QA Gift Certificates. Winners are determined by Sunday's Super Bowl game scores.



## Super Sunday

February 11<sup>th</sup>

1:15pm ~ Facebook Live

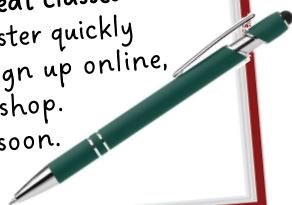
- ♦ All things Stripes & Triangles. See how to use wide border stripes. See samples of completed projects.
- ♦ Free demo to make one of the projects.
- ♦ Sale items that are one and done, so plan to watch Live.

Dear Friends,  
Can you believe this year marks 30 years for Quilter's Attic? How long have you been with us? Over the years we've seen so many learn to love the art of quilting as much as we do. There are some of you who have been with us since the very beginning! Do you remember walking upstairs above the pizza place to see us in the little shop that started it all? It's hard to believe that was 30 years ago!

All we can say is thank you to the original customers who got us going in the beginning and our current customers who are keeping us in business & allow us to continue doing what we love!

Keep reading, check out all the great classes and get ready to join in the fun. Register quickly so you don't miss out! You can sign up online, call the shop, or stop in to the shop. We look forward to seeing you soon.

Sandy and the QA Staff!



Have you been thinking of a new sewing machine, embroidery machine, or serger but don't want a big payment? Start a Layaway for your birthday, Mother's Day or even Christmas! Your family and friends can help make the payments and you'll get exactly the gift you want! It isn't too soon to start.



[www.quiltersattic.casxc om](http://www.quiltersattic.casxc om) \* 845-744-5888

# Level 1 Beginners

**Note:** All sewing is done in class using classroom machines for Level 1 class. There will be cutting and pressing homework.

**Rag Quilt or Two by Two ♥**  
Classes taught by Kathy, Sheila, or Sandy



**Rag Quilt:** Great for beginners. Learn to measure, rotary cut and use a sewing machine. Use decorative stitches & quilting in the hoop while making this cuddly quilt.

**Two by Two:** Review rotary cutting. Learn to sew an accurate 1/4" seam allowance, butt seams and finish using the quick-turn & tie method.  
**\*\*Please note Two by Two is a prerequisite to all Level 2 quilts.\*\***

Class Fee: \$95 PR

**5 Wednesdays**  
3/6, 3/20, 3/27, 4/3, 4/10  
5:45-8:00

**5 Thursdays**  
3/28, 4/4, 4/11, 4/18, 4/25  
10:15-12:30



Keep the winter blues  
away by learning a  
new hobby!

# Tote Bags & Baskets

**Mat Bag ♥♥**  
Instructor: Kathy

Learn machine quilting techniques and bag construction while making a bag to tote your mat, ruler & supplies to class.  
Class Fee: \$75 PR

**2 Thursdays**  
May 2 & May 9  
10:15-12:45



**Carry All Tote ♥♥♥♥♥**  
Instructor: Sheila

Create this large tote with lots of pockets. Some of the pockets have gussets so you can really load up the bag. The top has a magnetic closure. Take it to the beach, a sleepover, or fold it up and pack it in your suitcase for your return trip (you know you always come home with extras!).  
Class Fee: \$95 PR

**2 Fridays**  
March 8 & March 29  
10:15-1:45



**Biscuit Basket ♥♥♥♥**  
Instructor: Dolores

Weave fabric covered interfacing together to create this versatile basket. Line it with a napkin and fill it with biscuits, use it as an Easter basket, or put it on your desk for mail. It also makes a perfect basket for gift-giving.

Class Fee: \$70 PR  
**2 Saturdays**  
April 27 10:15-12:15  
& May 18 10:15-1:15



## Registration Information

Class registration must be accompanied by class fee. Please check your calendar before registering as there are no refunds. While we understand that changes in personal circumstances may cause you to miss a class, we encourage you to find someone to take your place.

Classes which do not meet the minimum enrollment 7 days prior to class, will be cancelled and you will be given a full refund or shop credit.

Classes are for registered students only.  
NO guests/children/pets.  
Please consider going "fragrance free" as many customers have allergies.

## Class Ratings

♥ Designed for beginners. Do your homework!

♥♥ Reinforce & learn some new basic skills. By the end of the class, your quilt top will be complete. Finishing options will be discussed.

♥♥♥ These classes are perfect for those who have mastered the basics. Your basic skills are reinforced & new techniques are introduced on your quilt top. You should be confident in your ability to piece, put on borders & finish the quilt.

♥♥♥♥ You've mastered the basics & are ready for a challenge!

♥♥♥♥♥ Challenging!

**Class Codes** PR/BR/DR/KR: Pattern/Book/Design/Kit

**Sewing Machine Policy** Sewing Machine. For classes rated 3+ hearts, you may bring your own machine. For all other classes, you will need a machine at home.

**YOU WILL NEED A MACHINE AT HOME FOR ALL CLASSES EXCEPT Level 1.**

**Class Policies** When registering for a class, a pattern/book/design be purchased at QA.


**\*\* Thank you for your support!**



# Home Dec

**All Level 2 & 3 classes:** Finish your quilt using the "Quick turn and tie" technique you learned in Two by Two. If you want to quilt & bind, you will want to sign up for a future binding class. **Note:** All projects rated 2 hearts or more will have sewing homework. You must have a machine at home. If you don't have one, come see us, we can help.

Sewing machines starting at \$249. →



## Perfect Placemats ♥♥♥♥ Instructor: Dolores

Make 4 quick placemats showcasing a large focus print. They are quick enough to have them ready for any occasion! The center square will be on point. Learn to square up blocks before constructing the placemats.

Class Fee: \$75 PR

**Tuesday, February 20**  
**10:15-1:15**



## Hexagon Table Topper ♥♥♥♥ Instructor: Suzanne

Learn to cut a wide stripe fabric and use the 60° triangle ruler to cut the stripe into triangles. Add optional borders to make the table topper larger.

Class Fee: \$65 PR

**Tuesday, February 27**  
**10:15-3:15**



## Vintage Table Runner Series ♥♥♥♥ Instructor: Suzanne

Both runners teach fusible appliqué. Learn to finish the edges of the appliqué using a decorative stitch on your machine.

Class Fee for each project: \$60 PR

## Vintage Bunny

Have it completed in time for Easter.

**2 Saturdays, February 17 & March 9**  
**10:15-12:15**

## Vintage Tulip

Complete it in time for Mother's Day.

**2 Tuesdays, March 26 and April 16**  
**10:15-12:15**



## Mommy & Me

### Mommy & Me/ Grammy & Me ♥ Instructor: Amber

Moms... It's easier for a stranger to teach your child! Grandmas... Spend time, create memories, and share the love of sewing with your grandkids!

No sewing experience necessary by adult or child. Must be accompanied by an adult.

Ages 7 and ups.

Kids will select their fabric at the beginning of class.



### Rag Pillow

Make a personalized rag pillow using decorative stitches and embroidery. Class fee includes Fabric and Thread to make 1 Rag Pillow. Purchase pillow insert separately.

Class Fee: \$75

**Saturday, March 16, 10:15-1:15**

### Pillowcase

Make a pillow case. Class fee includes Fabric and Thread to make 1 Pillowcase.

Class Fee: \$60

**Saturday, May 4, 10:15-12:45**

work & have a finished project.  
skills. Do your homework & the  
s are demonstrated in the last

e that have completed level 2.  
niques introduced as you work  
with rotary cutting, machine  
niques.

are ready for new techniques.

ook/Design/Kit Required

es available for your use in class.  
our own machine if you know

OME FOR HOMEWORK for

s, we ask that fabrics &

nderstanding \*\*



# Quilt Finishing

## Free Motion Quilting for Beginners ♥♥♥

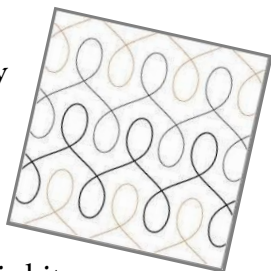
Instructor: Betty

How many unfinished quilt tops do you have? Join Betty on an adventure into the world of Free Motion quilting. Start with the very basics and build up your confidence.

Use your own machine.

Class Fee: \$60 includes fabric kit.

Thursday, March 7, 10:15-1:45



Finish  
your UFOs  
in 2024!



## Reversible Placemats with Binding ♥♥♥

Instructor: Karen

This is a technique class that focuses on the steps used to attach the binding to your project. You will learn how to join binding strips, miter the binding strip on the corners, join the ends with a diagonal seam and sew the binding to your project. Various finishing options will be demonstrated and/or discussed. The end result of these lessons is the opportunity to practice on and bind four placemats. Class Fee: \$65.

2 Wednesdays, February 28 & March 13, 5:45-8:15

## Edge-to-Edge Quilting in the Hoop ♥♥♥

Instructor: Sandy

Why pay money to send out your quilts to be quilted when you can do it yourself... **all on your embroidery machine**? Get ready for the compliments when someone asks who did the quilting. You can proudly say

"I did it myself"! Learn how to prepare your quilt, align the designs and do edge-to-edge quilting for a professional finish!

**Bring your own Baby Lock or Pfaff embroidery machine. Requires 6" x 10" (150mm x 250mm) hoop or larger.**

Class Fee: \$105 includes fabric kit. BR

QA Embroidery Owners Class Fee: \$85 includes fabric kit. BR

Tuesday, April 9, 10:15-2:15



# QA Embroidery Club

Bring your embroidery machine for any class listed below.

Machine Training classes are open to ALL Pfaff & Baby Lock owners. Those who purchased their machine at Quilter's Attic will pay the reduced QA Club Member's price for training classes on purchased machine. Making Friends classes & Hooping 101 are complimentary to QA Owners and may be re-taken until you are comfortable. Please check [quiltersattic.com/classes](http://quiltersattic.com/classes) for updated classes. "Making Friends" is a pre-requisite to other classes.



## Everyday Multi Mats ♥♥♥

Instructor: Dolores

Embroider these round mats entirely "in the hoop". Use them under candles, snow globes, potted plants, & more. **Minimum 5"x7" Hoop.** Class Fee: \$65.

QA Owner Fee: \$45.

Tuesday  
March 5  
10:15-12:45



## Kimberbell Cuties: Ice Cream Sundae ♥♥♥

Instructor: Dolores

Create many of these elements in the hoop using different types of fabrics. Traditional piecing is done in the second class.

**Minimum 5"x7" Hoop.**

Class Fee: \$105.

QA Owner Fee: \$85.

2 Tuesdays  
March 19, 10:15-2:15  
& April 2, 10:15-12:15

## Baby Lock Embroidery Boot Camp ♥♥

Instructor: Betty

Complete 3 small projects while exploring designs, fonts and more with your Baby Lock. Projects blanks & stabilizer will be provided. **All Hoop Sizes are invited.**

Class Fee: \$185.

QA Owner Fee: \$145. **EMBROIDERY BOOTCAMP**

Friday & Saturday  
April 5 & 6, 10:15-2:15



## Zip it Up! Pouch ♥♥♥

Instructor: Sheila

Make a pretty monogrammed zipper bag entirely "in the hoop" using your embroidery machine! Learn to use vinyl AND insert a zipper in the hoop! This is a great pouch for your quilting supplies or for a child's school supplies.

**Minimum 6"x10" Hoop**

Class Fee: \$75

QA Owner Fee: \$55

Saturday, April 13, 10:15-2:15



Take Time to Learn Something New!