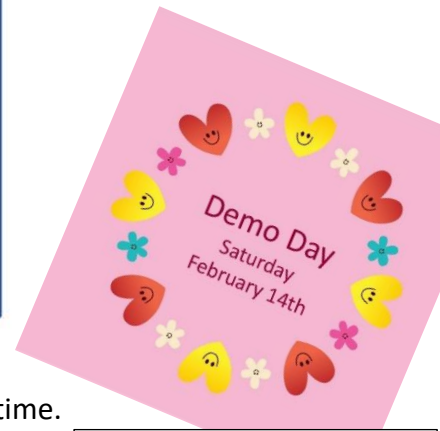




Henley Square Plaza
395 Ontario St., St. Catharines
289-362-1443
UpYurQuilt@gmail.com
www.UpYurQuilt.ca
Mon, Tue, Thu & Fri 9am-4pm
Wed 9am-6pm & Sat 9am-3pm



Demos, Door Prizes,
Treats and Beverages.
9-1pm.

Open Sew

Material Girls - Friday 915am-215pm, \$35/ 3 sessions, 2nd Friday monthly, join anytime.

PIP Projects in Progress - Monday 10am-3pm, \$50/4 weeks, join anytime.

UFO Club - Tuesdays 6-9pm with Teacher, \$75/4 weeks, join anytime.

Skill Builders

Applique Beginners - Ever wanted to do applique but did not know where to start? Well then this is the class for you. Lyshia will instruct you on all the details of applique while practicing on small samples.

\$30. Sat, Jan 17, 930am-1230pm.

Beginner Quilting Start your quilting journey in this beginner class. This class breaks down the basics of quilting for those with little experience. Learn about fabric selection, colour, fabric prep, cutting and mastering a quarter inch seam allowance for accurate piecing. During your lessons you will be making a table topper.

This six-module class is every week to give you time to practice your skills between classes.

\$115 + book & supplies/ 6 sessions. Starts Thu, Feb 26, 6pm to 9pm or Wed, Apr 8, 9am-noon.

Binding 101 This is a basic binding class. If you have NEVER put a binding on your quilt, then this is the class for you! You will learn how to measure your quilt for binding, determine the width of binding and how much fabric to purchase, how to cut, prep and attach the binding, how to connect the two loose ends of the binding and finish binding by hand and by machine. \$25 + supplies. Tues, Mar 3, 2-5pm.

Binding 102 This is a next level binding class. You know how to attach a regular binding, now experiment with bias, flange, scalloped to name a few. This is an intermediate class hosted by Tina.

\$25 + supplies. Tue, Apr 14, 2-5pm.

Machine Quilting for beginners Well you have finished piecing that quilt, now what.... Time to quilt it! Learn the many ways of machine quilting in this class using quilt sandwiches to practice on.

\$25 + supplies. Sat, Jan 10, 930-1230pm.

Paper Piecing for Beginners have you ever wanted to learn about foundation paper piecing? Well, this is the class for you. Lyshia guides you step by step through the basics and shows you how fun paper piecing can be. You'll be amazed when you discover how easy it is to master this technique.

\$25 + book & supplies. Sat, Mar 7, 930am-1230pm.

Sashiko 101 Enjoy hand sewing? Curious? Japanese Sashiko is trending. Come stitch with Kathleen and design your stitch and sew a handy needle case embellished with Sashiko embroidery. \$30 + supplies. Mon, Feb 9, 6-10pm.

Check our website for full details.... www.UpYurQuilt.ca



Projects:

Boho Rope Bowls – Join the rope bowl craze with instructor Lisa, who will guide you to creating a one-of-a-kind bowl as well as give you ideas for many more. Bet you, you won't just make one. \$30 + supplies. Fri, Jan 16, 9-12pm.

Bucket Hat - Would making bucket hats for the entire family be on your BUCKET list? Well then join Lisa for this 3-hour class and we will check it off your list. You will learn a few tricks, have fun sewing curves and eventually go home with a reversible bucket hat. Pick any size from baby to adult, sizing guide will be included. \$25 + supplies. TBD

Collage Quilting 101 Collage quilts are made using small, overlapping scraps of fabric adhered to a foundation fabric. There are no rigid cutting instructions, and there is no precise fabric requirements. Create a 16" square cushion cover or wall hanging of a Red Agaric Mushroom in this beginner collage class. Kathleen will teach you the skills needed in this fun class. \$40 + supplies. Wed, Feb 18, 930-3pm.

Collage Quilting 102 - Continue your collaging journey with Kathleen in this Collage 102 class. Kathleen will teach you the skills needed in this fun class which upgrades your skills to the next level of detail! \$45 + pattern & supplies. Fri, Apr 17 & May 1, 930-1230pm.

Compass Bag Join Pat in this intermediate class. Sling this casual bag over your shoulder and go in a new direction! Two sizes to sew, each includes: Two exterior pockets, two views: cargo or slip style pockets, interior slip pocket and zippered pocket, magnetic closure and flat base, adjustable crossbody strap or fixed length shoulder strap. \$55 + pattern & supplies. Mon, Apr 6, 13 & 20, 6-9pm.

Crisscross Apron The most often requested apron style pattern by Mary Mulari is now available in a class. Join Tina in this class making a beautiful apron you wear or share. I bet you will make more than one. Made from two 1 yard lengths of fabric, the apron features two pockets on each reversible side, options for sizing, and a comfortable fit with no ties or strings. \$35 + pattern & supplies. Wed, Feb 11, 930am-230pm.

Daydream Sampler Kind of new to quilting but not ready to step out on your own? This is the class for you!!! Join Tina in this beginner to intermediate class as you work through the book "Learn as you go: Stitch the Daydream Sampler". You will be working on learning new blocks each session and leave with a finished quilt top. Six sessions. \$120 + book & supplies. Starts Sat, Jan 24, 9-12pm or Thu, Apr 23, 6-9pm.

Drop Zone Zippered Tray Choose from three different sizes, each transforming from a compact zippered pouch into a shallow, structured tray that offers excellent visibility and easy access to everything inside. Perfect for storing personal items, sewing notions and more. Join Pat for a fun, skill-building project that's as practical as it is stylish—ideal for anyone Looking to expand their bag-making abilities! \$25 + pattern & supplies. Thur, Feb 19, 6-9pm or Wed, Feb 25, 10-1pm.

Check our website for full details.... www.UpYurQuilts.com



Ebb & Flow Bargello - Join Tina and learn how these visually stunning quilts are actually very easy to make. Combine 5 values in each of 4 coordinating colors, along with a contrasting background, to create this striking bargello quilt in three sizes to choose.
\$55 + pattern & supplies. Fri, Jan 30, 9-2pm & Feb 27, 9-12pm.

Embellished Denim Clothing Learn creative techniques to embellish a jean shirt, vest, or jacket while exploring both patchwork and hand embroidery. Kathleen will guide you through the Drunkards' Path block, with an emphasis on painless curved piecing that builds confidence and precision. \$65 + supplies & a garment. Fri, Mar 20, 930-230pm & Mar 27, 9-12pm.

Fabric Boxes with Handles - In this class led by Tina, who will provide guidance on cutting, sewing, and assembling the fabric boxes, with tips for customizing size, colour, and fabric choice. Beginner or an experienced sewist, this project is a fantastic way to showcase creativity while honing, sewing skills! Pattern included. \$25 + supplies. Tue, Apr 7, 2-5pm.



Flutterby Frolic Up your quilting game with this charming quilt pattern from Krista Moser! A complicated look without tedious piecing. Gain confidence with angles and colour placement. This quilt is constructed of four main blocks: the flowers, the butterflies, the leaf blocks, and the background hexagons. Each one utilizes a different technique that will be a valuable addition to your quilting skills library. Lyshia will be guiding you through this class.
\$80 + pattern & supplies. Sat, Mar 14 & Apr 11, 9am-3pm.

Jelly Roll Rug Tina has the jelly roll tube bug and had to move on to a new project, so here we are learning how to make a jelly roll rug. Join Tina in this intermediate class and you will make an oval, round or rectangle jelly roll rug.
\$65 + pattern & supplies. Sat, Apr 25, 1-3pm & May 2, 830-330pm.

Katahdin Tote This handy tote will be your new go to! A medium sized zipper top bag with four inside pockets. Great daily carrier or travel bag. Using the jelly roll tubing method your teacher Tina will guide you through the process of making this beauty in this advanced class!
\$65 + pattern & supplies. Tue, Feb 10, 17 & 24, 2-5pm.

Necessary Clutch Wallet This isn't just your ordinary wallet. Carry your cell phone, cheques, cash, cards, coins and still have room for your favourite lipstick or personal items. Our handbag teacher Pat will be guiding you through this intermediate class. Choose from the original size or Pat's larger version.
\$65 + pattern & supplies. Mon, Feb 23, Mar 2 & 9, 6-9pm.

Notebook Cover with Pen Holder - Join Lisa for this class and you will learn how to create a notebook cover with built in pen holder and elastic closure/bookmark. These covered notebooks make great journals; or for tracking all your sewing projects, as sketch books, or recording your recipes, creative writing and so much more. With the added flair of the fabric covers they will make great gifts for any occasion. Fee includes pattern, elastic and notebook.
\$25 + supplies. Wed, Jan 21, 6-8pm.



Check our website for full details.... www.UpYurQuilt.ca

January 2, 2026

Oh Canada, a paper pieced block of a maple leaf with words that proclaims your pride. Kathleen will guide you through basic paper piecing skills to complete your block and turn it into a beautiful wall hanging. \$45 + pattern & supplies. Wed, Apr 8 & 22, 1-4pm.



On the Go 2.0 Small but mighty, this is the perfect compact bag for travel or everyday use. Designed with multiple pockets and a secure zipper closure, it keeps your essentials organized and easily accessible. The adjustable, detachable strap lets you wear it over the shoulder or as a crossbody bag, offering versatility and comfort. Join Pat in this advanced class and make your next Go To bag. \$65 + pattern & supplies. Wed, Jan 21, 930-230pm & Jan 28, 930-130pm.



One Little Star Create a beautiful 16" x 16" quilt block that shines with celestial charm! In this confident beginner class, Kathleen will guide you step-by-step through piecing the star block and turning it into a delightful table topper. This great little project is sure to become your favorite go-to gift for friends, family, or any special occasion. \$35 + pattern & supplies. Sat, Feb 21, 930-230pm.



Open Wide 2.0 Join Pat for this quick and fun intermediate class. You'll make stylish zippered bags that come in three convenient sizes and open wide for easy access to all your supplies. This clever design uses binding to finish the easy-to-install zipper, creating clean upper edges and forming a built-in handle or grab tab. Perfect for travel, vanities, or everyday organization. \$35 + pattern & supplies. Mon, Mar 23 6-9pm & Mar 30, 6-8pm.



Out to Lunch Carry lunch (or daily needs) in style in this compact yet roomy bag! A zip-around, gusseted closure and sturdy base. Outer slip pockets and interior mesh pockets hold an ice pack, napkins, utensils, and more. The bags are also perfect for storing an iron at home or carrying it to class. This is an intermediate/advanced class with Pat. \$65 + supplies. Fri, Jan 23, 930-330pm & Feb 6, 930-1230pm.



Paper piecing Intermediate – Icky Thumb If you have dabbled in foundation paper piecing and are ready for the next step, this is it!!! Join in this intermediate class with a more complex pattern, while Lyshia guides you step by step through the next stage. You will be making a few blocks or more and can join them to make a hang up, table runner, or small quilt. Includes pattern. \$35 + supplies. Sat, Apr 4, 930-230pm.

Pat's Bag Making do you have a bag that you want to make but just do not have the confidence to tackle yourself? You are unable to attend some of the scheduled classes. Well then, this is the class for you. Your project must be a bag that Pat has made at Up Yur Quilt. Check out the full list on our website or [HERE](#) \$35, Fri, Jan 9, or Sat, Feb 7 or Mar 14 or Apr 11 or May 9 or June 13, 930-230pm.



Pat's Bag Making Demos Join Pat in these FREE class tutorials: [Installing an Interior Zipper & Bag Quilting](#), where she will demonstrate how easy it is to put an inside zipper into a bag. Additionally, Pat will demonstrate how to quilt your bag fabric as many bags have you do this step before cutting out your pattern pieces. Tues, Mar 31, 1-3pm. **OR** [Zippers & Pouches](#), where she will demonstrate how easy it is to whip up small bags. She will cover zippers, interfacings and sizing. You will leave with knowledge and feeling inspired to go home and start whipping up some small bags for gift giving!! Tues, Jan 27, 1-3pm. Registration required.



Check our website for full details.... www.UpYurQuilt.ca

Project Bag 2.0 Join Pat in this beginner-friendly class making these versatile zippered bags. Perfect for organizing everything you need for individual projects. Each bag features a sturdy quilted base, a vinyl window for easy visibility of contents, and a top handle for carrying or hanging. \$25 + pattern & supplies. Wed, Mar 18, 1-4pm.



Slipper Season Keep your toes toasty warm in these cozy slippers you will be making in this intermediate class guided by Kathleen. Sizes child to adult. What a wonderful gift they would be. \$35 + pattern & supplies. Wed, Mar 4, 930-230pm.



Spool of Time Join Kathleen for a fun and creative beginner class where you'll learn To stitch a charming quilt block in the shape of a thread spool—and then transform it into a fully functional clock! Once your block is complete, you'll mount it on a canvas frame and install a clock mechanism to create a unique home décor piece that's both beautiful and practical. Canvas frame and clock mechanism—are included in the class price. \$45 + supplies. Wed, Feb 4, 930-230pm.



Storm on the Lake At first glance, the pattern will seem a bit difficult to some, but if you look closely at the storm at sea quilt blocks, you will notice they are made entirely of straight seam blocks. What do you imagine when you think about a literal storm at sea? Movement? Rolling, thundering waves? That is precisely the effect this quilt design is meant to mimic. Join Tina in this intermediate class to make a stunning table topper. \$45 + pattern & supplies. Tue, Mar 10 & 24, 2-5pm.



T-Shirt Quilt It has never been easier to preserve the memories evoked with your favorite Tees! Tina will explain the process from stabilizing the shirts to finishing the quilt in this Intermediate class. The T-Shirts are trimmed, squared up then you will sash and border to finish your project. \$70 + t-shirts, pattern & supplies. Wed, Mar 18, 9-12pm & Apr 1, 9-2pm.

Table Please Join Tina for a fun and creative quilting series as we work through Nancy Halverson's Table Please, Part 1 and Part 2. This class is a perfect opportunity to practice and refine your quilting skills while completing small, satisfying projects. Most projects are beautiful table runners, with a few special projects mixed in for extra fun. With 15 projects in each book, there's always something new to look forward to. Join one or all.... \$45 + book & supplies. Sat, Apr 18 or May 16 or June 20 or July 18, 9-3pm.



Take A Stand An intermediate to advanced bag-making class taught by Pat. This stand-up tote, available in two sizes, features an easy-to-adjust zippered top that opens wide for effortless access to everything inside. Designed with organization in mind, the tote includes two exterior zippered pockets and two interior mesh pockets, keeping all your supplies visible and within reach. Once you make one of these totes, you'll quickly understand why it becomes an essential you won't want to live without!

\$65 + pattern & supplies. Fri, Apr 24, 930-230pm & May 15, 930-1230pm.



Check our website for full details....



Townsend Travel Bag Townsend is a functional bag ideal for day trips and traveling! Used as a carry on, gym bag, weekender, doll bag, retreat bag, or however you'd like! The structured train case bottom is perfect for bulky items you want to protect and have easy access to. Join Pat in this advanced class and make a tote, that will be the envy of all your friends!

\$65 + pattern & supplies. Wed, Mar 11, 930-230pm & Mar 25, 930-1230pm.

Two Big Totes Carry it all with Two Big Totes! Join Pat in using this versatile pattern which includes instructions for creating two spacious totes—large and extra-large—perfect for everything from beach days and grocery runs to weekend getaways and sewing retreats. The wide openings of these totes make it easy to pack and access your essentials, while a variety of slip and zippered pockets inside and out keep your items organized. \$55 + pattern & supplies. Fri, Feb 20, 930-230pm & Mar 6, 930-1230pm.

Unique Quilty Sweatshirt Learn the easy steps to add Quilty goodness to your own or a child's sweatshirt. You will create a unique styled garment using one of your own plain sweatshirts which will be transformed into a beauty that your friends will be asking "where did you get that". Join Kathleen in this beginner class. \$45 + supplies. Tue, Jan 20 & Feb 3, 1-4pm.

Vinyl Mesh Market Tote is the perfect bonus gift this season. Why not make several in holiday colors and use them to deliver your gifts. Or if they are celebrating with you, these totes are large enough to hold everything they need to take home. This tote has endless uses beach bag, grocery tote, gym bag, knitting or sewing bag, and the list goes on! \$25. Mon, May 11, 6-9pm.



Advertising Here

Now offering Advertising, see Kelli for details