

Jan
Douglas
design

Love Flows ©

A quilt not only warms the heart with beauty,
it warms the body and whispers of love in every stitch.



Size: 47" x 47"

Moonlight Waltz ©

Moonlight Waltz – General Block of the Month Instructions

This pattern is intended as a finishing pattern for Moonlight Waltz. Months 1, 5, 6, 7 and 9 are needed from the 9-month Block of the Month Program – Moonlight Serenade in order to complete wall hanging called Moonlight Waltz.

Please use the following components from Moonlight Serenade:

- Month 1 – General Instructions
 - Month 1 – Quilt Layout Diagram in Month 1 will be used to create the quilt center
 - Month 5 – Follow all instructions
 - Month 6 – Follow all instructions
 - Month 7 – Follow all instructions
-

- Month 9 – Follow cutting instructions and templates to create Block 9-2 and fussy cut borders from the following fabrics:

Light Blue Tonal Daisy – Fat Eighth

- Cut 4 – Template N Flower

Green Tonal Scroll – Fat Eighth

- Cut 8 – Template M Leaves

Cream Tonal

- Cut 4 – $6\frac{3}{4}$ " x $6\frac{3}{4}$ " squares (O)

Border Print – 1 3/8

- Cut 4 – $6\frac{3}{4}$ " x **LOF** strips for Border – see cutting diagrams from Month 9

Use the following instructions from Month 9 to complete the quilt.















- Follow Step 3 to create cornerstones.
- Follow Step 5 and the Finishing Instructions to complete the quilt.

Moonlight Waltz[©]

Dimensions: 47" x 47"

Fabric: Maywood Studio Gentle Breeze by Jan Douglas

- Combine beautiful florals and border prints from the Maywood Studio Gentle Breeze collection by Jan Douglas in a classic wall quilt design. Techniques: Piecing, hand or machine appliqué and inset seams.
- This pattern is a finishing pattern only. To complete the quilt, 4 patterns are needed from the 9-month Block of the Month Program – Moonlight Serenade.

Maywood Studio – Gentle Breeze by Jan Douglas (SKUs)		Total Yards	Maywood Studio – Gentle Breeze by Jan Douglas (SKUs)		Total Yards
Large Navy Floral * MAS 8510-N		3/8 *	Scattered Floral on Tan MAS 8517-T		Fat Eighth
Navy Border MAS 8511-N		1 3/8	Light Blue Tonal Vines MAS 8518-B		Fat Quarter
Light Blue Tonal Daisy MAS 8513-B		Fat Quarter	Green Tonal Vines MAS 8518-G		3/4
Green Leaves on Cream MAS 8514-E		5/8	Dark Blue Tonal Vines MAS 8518-N		Fat Quarter
Green Leaves on Navy MAS 8514-N		Fat Quarter	Cream Geometric MAS 8519-E		Fat Eighth
Narrow Blue Border Stripe MAS 8515-B		7/8	Tonal Cream MAS 8520-E		Fat Quarter
Scattered Daisy on Navy MAS 8516-N		Fat Eighth	Tonal Navy MAS 8520-N		3/4
Binding (Included in MAS 8518-G above)					
Backing Fabric – MAS8512-E or MAS8510-E					3 1/8

* A second bouquet may possibly be cut from the original fabric provided with the Moonlight Serenade BOM program.

- Paper templates provided each month. Templates can be traced on Wrights EZ Extra Thick 12" x 18" template plastic, freezer paper, or copied onto Stitch Fast Self Stick Templates, a new product available through your local shop or on my website.

Suggested Rulers: Omnigrid – 8½" x 24", 3" x 18" fine grid ruler for cutting narrow borders
Omnigrid – 20½", 6½" and 4½" squares



www.jandouglasdesign.com

P.O. Box 205
Shillington, PA 19607
Email: jan@jandouglasdesign.com
484-332-1675