

# Rae-Bon Sew & Quilt Shop

# SPOOLS OF NEWS

September 2020

for the sewist in the know

## ***EMBELLISH OUTSIDE THE LINES***

**You've never done machine embroidery like this!**

At Embellish Outside the Lines, you'll create a fabric collage in the hoop, embroider chenille, and embroider on mylar. Plus you'll learn ways to line up your embroidery design as we'll be unhooping and rehooping a couple of times. The background is also collaged, so no piecing!

We're bringing in Paula Bramwell, an Embellish Educator, to share her expertise with all of us. Sandy and Jennifer had an opportunity to meet Paula at VDTA this year. She was SO much fun! You will love learning from her as she wants to make every event a party! Plus she's been embroidering since 1999 so you know she has a lot of knowledge to share.

At the end of the event you'll come home with a quilted top ready to add binding, stretch on a canvas, make a pillow, or sew into a larger project. Plus you get both embroidery designs so you could stitch the flamingo or llama at home!



If you don't own an embroidery machine, this is an excellent event to test one out and try a variety of techniques. Give us a call to chat about borrowing an

embroidery machine for the event.

The event is \$299.99 for three days and includes all the supplies, embroidery designs, lunch, and a goodie bag valued at \$200. Just bring your embroidery machine, 6 x 10 embroidery hoop, and bobbin fill. Every one gets their own 6 foot table, so there will be lots of room to spread out.

## ***ARE YOU TEAM LLAMA OR TEAM FLAMINGO?***

**Store Hours:** Monday-Friday: 10am-5:30 pm • Saturday: 10am-4pm • Sunday: Closed

Rae-Bon Sew & Quilt Shop will be closed Monday, September 7.



3060 25th St SW Fargo, ND • 701-433-7203 • [www.rae-bon.com](http://www.rae-bon.com) • [reddoor@rae-bon.com](mailto:reddoor@rae-bon.com)




**SWEET  
TOOTH**





# FABRIC ARRIVING in September



STACY IEST HSU  
**ON THE FARM**



GINGIBER  
**ZOOLOGY**



# SEPTEMBER 2020

Sun	Mon	Tue	Wed	Thu	Fri	Sat
		<b>1</b>  <b>Container Yourself</b>  1 - 4 pm or 6 - 9 pm	<b>2</b>	<b>3</b>  <b>Intro. To Fusible Applique</b>  1 - 4 pm or 6 - 9 pm	<b>4</b>  <b>Sewcial Hour</b>  10 am - 5 pm	<b>5</b>
<b>6</b>	<b>7</b>  <b>Shop Closed for Labor Day</b>	<b>8</b>  <b>Journey to Nebula: Seaside</b>  1 - 4 pm or 6 - 9 pm	<b>9</b>  <b>Beginning Quilting Session I</b>  1 - 4 pm or 6 - 9 pm	<b>10</b>  <b>OESD World of Embroidery</b>  <b>Westalee Ruler</b> 1 pm or 6 pm	<b>11</b>  <b>OESD</b> Welcome Home with Baby Lock  <b>Shop Hop</b>	<b>12</b>  <b>OESD</b> Welcome Home with Baby Lock  <b>Shop Hop</b>
<b>13</b>	<b>14</b>  <b>Cedar Mills BOM Demo</b>  1:30 pm  <b>Shop Hop</b>	<b>15</b>  <b>Shop Hop</b>	<b>16</b>  <b>Beginning Quilting Session 2</b>  1 - 4 pm or 6 - 9 pm  <b>Shop Hop</b>	<b>17</b>  <b>Shop Hop</b>	<b>18</b>  <b>KimberBell Embroidery Club</b>  Noon - 8 pm  <b>Shop Hop</b>	<b>19</b>  <b>Youth Sewing: Scrappy Pillow</b>  Ages 8-15 1 - 4 pm  <b>Shop Hop</b>
<b>20</b>	<b>21</b>  <b>Journey to Nebula: Lucky Charm</b>  1 - 4 pm or 6 - 9 pm	<b>22</b>  <b>Beginning Sewing</b>  1-4 pm or 6-9 pm	<b>23</b>  <b>Beginning Quilting Session 3</b>  1 - 4 pm or 6 - 9 pm	<b>24</b>  <b>Sewcial Hour</b>  10 am - 5 pm	<b>25</b>	<b>26</b>  <b>Beginning Quilting Session I</b>  9:30 am - 4 pm
<b>27</b>	<b>28</b>  <b>HoopSisters Retreat: Halloween</b>  Noon - 8 pm	<b>29</b>  <b>Sewcial Hour</b>  10 am - 5 pm	<b>30</b>  <b>Beginning Quilting Session 4</b>  1 - 4 pm or 6 - 9 pm			

# CLASSES

**PLEASE NOTE SOME INSTRUCTORS REQUIRE MASKS IN THEIR CLASSES.  
THIS IS NOTATED IN EACH CLASS DESCRIPTION. NO EXCEPTIONS WILL BE MADE.**

## BEGINNING QUILTING

Wednesday, September 9, 16, 23, & 30:  
1:00-4:00 pm or 6:00-9:00 pm

Saturday, September 26 & October 24: 9:30 am - 4 pm

***Wearing a mask is required for this class.***

Do you want to learn to quilt or improve your skills? This is the class for you; no experience needed. At the end of the 4 sessions (or two Saturday sessions), you will have learned the basic skills of quilt making: fabric selection, rotary cutting, accurate piecing, quilting, and binding. In the first class, we'll be discussing tools and selecting fabrics. A 20% discount will be given on supplies purchased during the first class. We want to make sure your quilt is completed at the end of the four sessions, so there will be homework each week. Bring your own machine. Class fee is \$75 plus supplies and book, *New Patchwork & Quilting Basics*.



## BEGINNING SEWING: SIMPLE STRINGS APRON

Tuesday, September 22: 1:00-4:00 pm or 6:00-9:00 pm



***Wearing a mask is required for this class.***

If you have little to no sewing experience, this class is for you! While making this apron, you'll learn rotary cutting skills, topstitching, making divided pockets, and stitching a casing. This is the third project of 12 from the book, *School of Sewing*. We'll be working through all of the projects in the coming months. The book is a great reference guide as you learn the basics to sewing and purchase is required for class. The class fee is \$40 and includes all fabric and supplies needed (with the exception of the book). You'll have 10 minutes at the beginning of class to select your fabrics, so feel free to arrive early if you want more time to select the two fabrics. Bring your own sewing machine or borrow one of ours. Class is open to those 16 and older.

## CEDAR MILLS

Monday, September 14: 1:30 pm in the shop  
& Live on Facebook at 1:00 pm

***Wearing a mask is required for this class.***

Would you like to improve your accuracy as you stitch up the Cedar Mills Block of the Month? Each month we will demonstrate the technique and rulers used for the monthly block. We'll also provide modified fabric cutting instructions if you'd like to use the featured ruler. In September, we'll be reviewing shaded four patches with this month's block.



## CONTAINER YOURSELF

Tuesday, September 1:  
1:00-4:00 pm or 6:00-9:00 pm

The pattern includes complete instructions for containers in three sizes with optional labels and handles. Each size is designed to coordinate well with standard sized cube shelves, allowing you to not only become more organized, but to also decorate your room. Once you've mastered the technique, design your own bins of any size using the handy formulas and tips included in the pattern. Class fee is \$20. Registration fee is waived for those in the Sew Creative Club. You will also need to purchase supplies and the pattern.



## HOOPSISTERS RETREAT: HALLOWEEN

Monday, September 28:  
Classroom open from  
Noon - 8:00 pm

Join us to stitch the Halloween Retreat. The retreat includes a candy corn runner, 31 pillow, and trick-or-treat bag.

The classroom will be open from Noon-8:00 pm to stitch up the projects with friends. Kits are available upon request. Retreat fee is \$39.




## JOURNEY 2 NEBULA: SEASIDE

Tuesday, September 8: 1-4 pm or 6-9 pm

***Wearing a mask is required for this class.***

The Seaside Table Runner features sharp waves of color against a backdrop. Delightful diamonds are cut using the Sidekick Ruler from JayBird Quilts. This is the first class in the Journey 2 Nebula series intended to prepare you to sew the Nebula Block of the Month



beginning in January 2021. Due to the high demand for this class, it is only available to Journey 2 Nebula Participants. See page 7 for more information on Journey 2 Nebula.

## JOURNEY 2 NEBULA: LUCKY CHARM

Monday, September 21: 1-4 pm or 6-9 pm

***Wearing a mask is required for this class.***

Just like that treasured charm packs are transformed into charmed lucky hexagons. This pillow sewing pattern is great for an assortment of 5" squares in solids, blenders, batiks, or small scale prints. The Hex N More Template from JayBird Quilts was used to cut the hexagons. This is the second class in the Journey 2 Nebula series intended to prepare you to sew the Nebula Block of the Month beginning in January 2021. Due to the high demand for this class, it is only available to Journey 2 Nebula Participants. See page 7 for more information on Journey 2 Nebula.



## KIMBERBELL EMBROIDERY CLUB

Friday, September 18:  
Classroom Open from Noon - 8:00 pm  
*Please note date change!*

Make a new project each month of 2020 with KimberBell. Club members can bring in their embroidery machines and stitch with us on the 2nd Friday of each month. The classroom will be open from Noon - 8 pm. Cost for all 14 projects is \$60. Bring your jump drive in each month to receive the design. Club members receive 20% off all embroidery CDs and 10% off all stabilizers on the 2nd Friday of each month.



It's a season to be grateful and the Autumn Blessings Bench Buddy is a lovely reminder of life's bounty! With letters made of brilliant, orange Mylar and simple satin stitches, the sentiment is framed on each side by subtle strips of Crocheted Edge Trim. Make the Bench Buddy cover, slip over a KimberBell Bench Buddy insert, and a vibrant bloom from KimberBell Bouquets for beautiful dimension!

## INTRO TO FUSIBLE APPLIQUE: FLOWER GARLAND PILLOW

Thursday, September 3:  
1:00 - 4:00 pm or 6:00 - 9:00 pm

***Wearing a mask is required for this class.***

Applique allows you to expand your creativity and break out of the rigid lines of patchwork. In this class we'll explore fusible applique including types of fusible web and stitching options.

Class fee is \$20. You will also need to purchase supplies and the book, *New Patchwork and Quilting Basics*. Bring your sewing machine or borrow one of ours.



## WESTALEE RULER: SPINNING WHEELS 27 ON CHAINS BLOCK

Thursday, September 10:  
1:00 - 4:00 pm or 6:00 - 9:00 pm

The Westalee Ruler club continues with the Spinning Wheels template.

Unfortunately we are no longer able to accept new members to the Westalee Ruler Club.

Remember to bring your sewing machine, extension table, Westalee ruler foot, two 8" square quilting sandwiches, Aurifil or Mettler thread, and a Frixion pen to class.



## YOUTH SEWING: SCRAPPY STRIPED PILLOW (AGES 8-15)

Saturday, September 19: 1:00-4:00 pm

You wouldn't believe how easy this applique pillow is! Students will stitch up strips of fabric, cut out an elephant, and use fusible applique to attach it to the pillow top.

Class is limited to six students. Class fee of \$25 includes all project supplies and use of a Baby Lock machine.



## CLASS/EVENT POLICIES

Call or stop in to sign up and pay for the class/event of your choice. Class fee is due when you register. Phone registrations (701-433-7203) accepted only with a credit card payment.

The class supply list will be available when you register and pay for the class. Supplies are not included in the class fee unless otherwise specified. Please have supplies purchased before class. Kits required are available at the store. No photocopied or sharing of patterns or books will be allowed in classes.

We consider your enrollment to be a commitment by you to take the class and we in turn make a commitment to the instructor. No refunds are allowed on classes or events. Thank you for not asking us to make exceptions.

Your sewing machine or serger must be in top working condition before you arrive at class. Students whose equipment is not working properly disturb and slow down the class. We service all brands of machines and sergers so come see us prior to the start of the class.

## SEWCIAL HOUR

Never enough time to get everything done? Join us to sew with friends (or make some new ones). The classroom is open for you to work on any unfinished projects (or start a new one).

Bring your machine and project to work on. Advance registration is required to reserve your spot.

**Friday, September 4: 10 am-5 pm**  
**Thursday, September 24: 10 am-5 pm**  
**Tuesday, September 29: 10 am-5 pm**



## NEW OWNERS CLASS

Explore the features and stitches of your new sewing machine. You will stitch samples, learn the functions of your machine, and basic cleaning. Open to Baby Lock, Pfaff, and Viking owners. No charge for machines purchased at Rae-Bon; \$50.00 for others. Bring your machine, accessory foot, foot control, power cord, spool of thread, and bobbin.

A new owners class is also available to learn the basics of machine embroidery. No charge for machines purchased at Rae-Bon; \$150 for others. New Owners Classes are by appointment. Please call the shop at 433-7203 to register.



As the anticipation grows for the arrival of the Nebula Block of the Month quilt, Jaybird Quilts and Rae-Bon Sew & Quilt Shop want to help you use this time to familiarize yourself with using the Hex N More & Super Sidekick Rulers, cutting, & piecing shapes from the rulers. You'll work through small, approachable patterns so when Nebula starts in 2021 you are ready to jump right in.

JayBird Quilts will dedicate two weeks to each skill building pattern with online tutorials. In December, she will have two exclusive patterns for those who have signed up for Journey 2 Nebula through JayBird Quilts. Patterns and templates are not available for purchase through JayBird Quilts.

Rae-Bon Sew & Quilt Shop is offering a special package on the patterns and materials you'll need for the online tutorials. The Journey 2 Nebula Pattern Plus Package from Rae-Bon Sew & Quilt Shop includes all six patterns plus 20% off all supplies needed for each of the projects. Those who have purchased the package can enroll in all six in person

classes for free! The package is \$50. Even if you choose not to attend the in person classes this is still a great deal on the patterns and discounted supplies.

Classes will be offered from 1-4 pm or 6-9 pm on the following dates:

- Tuesday, September 8: Seaside
- Monday, September 21: Lucky Charm
- Monday, October 5: Jawbreaker
- Monday, October 19: Rock Candy
- Monday, November 2: Candy Dish
- Monday, November 16: Gazebo

If class sessions fill, we will add additional sections.

**BRING YOUR OWN PROJECT**

# QUILT RETREAT


**OCTOBER 1-4, 2020  
ST. FRANCIS RETREAT CENTER  
HANKINSON, ND**



Come join us for some fun and laughter and get some unfinished projects done! All meals will be provided. Each quilter will get a 6ft table, great lighting, and free Wi-Fi. Housing and linens are included in the cost.

Cost: \$240.00 per person for double room  
(Please give roommate requests when registering)  
\$270.00 per person for single occupancy

Payment must be made in full to reserve your spot.  
No refunds are available after registration.



## A Whole World Awaits

Learn essential embroidery techniques, including how to choose the right stabilizer, hooping placement, and more from an embroidery expert. You will also learn how to create exciting project techniques like freestanding lace, tiling scenes, applique, quilting, and in the hoop projects. You'll be inspired by the beautiful embroidery samples and projects, and you'll learn tips to make your embroidery stress free and fun! The seminar is perfect for embroiders of all skills levels and embroidery machine types.

What's included?

- Learn new embroidery tips and techniques  
Informative stabilizer education-learn which stabilizer to use for any project or fabric
- Behind the scenes look into the OESD embroidery design process
- Trunk show of beautiful embroidery projects
- Door prizes and giveaways
- Good bag valued at over \$200 with fun sewing & embroidery items.
- Exciting design and project offerings available only to World of Embroidery Attendees

**Thursday, September 10**  
**Country Inn & Suites**

**\$99 registration fee includes lunch and a Goody Bag valued at over \$200**

**Save by signing up for both OESD Events:**  
**Only \$299 when you sign up for Welcome Home with Baby Lock**  
**and World of Embroidery**

# Welcome Home with

## A TWO DAY MACHINE EMBROIDERY EVENT



## MAKE 6 BEAUTIFUL PROJECTS

Welcome Home with Baby Lock is a fun, hands-on event for embroidery enthusiasts of all Skill Levels! Welcome Home is a Baby Lock exclusive event that utilizes top-of-the-line machine features and cutting edge techniques.

### BONUS - EVENT ONLY DESIGNS



Friday, September 11 & Saturday, September 12

Country Inn & Suites

\$249 registration fee includes all supplies (fabric, stabilizer, thread, and embroidery designs) and lunch on both days. Bring your own embroidery machine. If you don't own an embroidery machine, chat with us about borrowing one.

**Save by signing up for both OESD Events:**

**Only \$299 when you sign up for Welcome Home with Baby Lock and World of Embroidery**

# VALLEY SHOP HOP & QUILT SHOW

September 11-19, 2020

*Enter your Quilt in the Show!*

Entry Form Due  
Saturday, August 29

Viewers will vote on their favorite large and small quilt. The winner in each category receives a \$20 gift certificate from each of the 6 participating shops! Pick up an entry form at a participating shop or enter online (<https://rb.gy/tr1av8>)

Embroidery Plus Quilt Shop  
Mary's Quilt Market  
Quilt Essential  
Quilter's JEM  
Rae-Bon Sew & Quilt Shop  
Sew On & Sew North





# VALLEY SHOP HOP & QUILT SHOW

September 11-19, 2020

\* Most Shops are not open Sunday, September 13

This year we're combining two of your favorites a **shop hop** and a **quilt show**! Each shop on the hop will be displaying beautiful quilts entered by your fellow hoppers. A Viewer's Choice Award will be awarded based on your votes!

Pick up your passport at the first shop. At each shop you'll be able to draw for a discount.

Visit all six shops and receive a Steamfast Travel Steam Iron when you turn in your passport.

**Embroidery Plus Quilt Shop, Grafton**  
**Mary's Quilt Market, Arthur**  
**Quilt Essential, Devils Lake**  
**Quilter's JEM, Grand Forks**  
**Rae-Bon Sew & Quilt Shop, Fargo**  
**Sew On & Sew North, Langdon**

# Solaris™

## EMBROIDERY AND SEWING UPGRADE II

Get more creative tools on your Solaris embroidery and sewing machine with this must-have software upgrade. You'll also have the ability to use the IQ Intuition™ App for endless design creation.



# Solaris 2

## MAGNETIC SASH FRAME

Easily and firmly secure and reposition fabric in the frame for embroidery in a 7" x 14" hoop.



Purchase a Solaris Upgrade II and a Magnetic Frame at MSRP and receive an **Exclusive Embroidery Design Collection** from Baby Lock Education Partner Zandra Shaw.



Exclusive Embroidery Design Collection from  
Baby Lock Education Partner Zandra Shaw

**baby lock**

**FOR THE LOVE OF SEWING**

Offer Valid in US and Canada.

See an Associate for details.  
Offer valid 8/6/20 - 9/30/20

**Bundle Value  
Up to \$5,500\***

\*Does not include  
machine price



Koala Artisan Slimline Embroidery Studio

Koala Artisan Height Adjustable Creative Center

Exclusive Embroidery Design Collection from  
Baby Lock Education Partner Zandra Shaw



or



and



Receive the choice of a **Koala Artisan Slimline Embroidery Studio** or a **Koala Artisan Height Adjustable Creative Center** with the purchase of a Solaris 2 Embroidery and Sewing machine. You'll also receive an Exclusive Embroidery Design Collection.



## SOLARIS 2 EMBROIDERY AND SEWING MACHINE

- IQ Visionary™ Projector
- 10-5/8" x 16" Embroidery Field
- IQ Intuition™ - Monitoring
- IQ™ Designer
- End Point Setting for Sewing

\*Purchase a Baby Lock Solaris 2 Sewing and Embroidery Machine at MSRP and receive a 60 Day Trial of online sewing classes

\*bundle value dependent on Koala model chosen.

Koala studio includes base model only, any accessories or customization will be an additional charge.

See Koala retail price list for accessory and customization pricing. May not be combined with any other discounts.

Offer Valid in US only.



**FOR THE LOVE OF SEWING**

See an Associate for details.

Offer valid 8/6/20 - 9/30/20

**Bundle Value**  
**\$2,500\***

\*Does not include  
machine price

Purchase a Baby Lock Venture 10-Needle Embroidery Machine  
and receive a Koala Heritage Embroidery Center and a  
60-Day Trial of Online Sewing classes.



## VENTURE 10-NEEDLE EMBROIDERY MACHINE

- 10 Needles
- 7 7/8" x 14" Embroidery Field
- IQ Intuition™ Monitoring
- IQ™ Designer
- Perfect Positioning

Koala studio includes base model only, any accessories will be an additional charge.  
See Koala retail price list for accessory pricing.  
May not be combined with any other discounts.  
Offer Valid in US only.



**FOR THE LOVE OF SEWING**

See an Associate for details.  
Offer valid 8/6/20 - 9/30/20

# INTRODUCING THE *Euphoria*<sup>™</sup> SERGER

The Baby Lock Euphoria cover stitch machine is the perfect complement to your Baby Lock four-thread serger or sewing machine. It creates professional finishes for all your garments. Choose from a triple, wide or narrow cover stitch or chain stitch and easily finish your project. Using a cover stitch machine has never been this easy!

## EUPHORIA INCLUDES:

- ExtraordinAir® Threading
- No Needle Tension Adjustments Necessary
- 5" to the Right of the Needle
- Built-in Needle Threader
- 1500 Stitches Per Minute



**baby lock**

FOR THE LOVE OF SEWING

## CHECK IT OUT FOR YOURSELF TODAY!



**PFAFF**  
Perfection starts here.™

**DIY** *Create...*

**NEW BEGINNINGS &  
NEW MEMORIES**

**creative icon™**

top-of-the-line sewing & embroidery machine

**\$500**

MAIL-IN REBATE



**FREE**

Large Universal  
Roller Bag

\$340 value  
With purchase.



**50% off**

**PREMIER+™ 2 ULTRA  
or ULTRA UPGRADE  
Software**

Boxed only.  
With purchase.

800+ built-in  
embroidery designs

Access 5,000+ additional  
embroidery designs with an  
optional subscription to the  
*mySewnet™* Library!

Create a one of a kind look  
with exclusive Floating Stitches

Add dimensional elements  
with Triple Ribbon Stitches

**GET DETAILS**

Offer valid August 1 - September 30, 2020.

PFAFF, PFAFF PERFECTION STARTS HERE, CREATIVE ICON, MYSEWNET and PREMIER+ are trademarks of K+SIN Luxembourg II, S.à.r.l. ©2020 K+SIN Luxembourg II, S.à.r.l. No prior purchases. Cannot be combined with any other offers or discounts. All rights reserved. All pricing decisions are at the sole discretion of the retailer. Prices are suggested and may vary by location.