

Rae-Bon Sew & Quilt Shop

SPOOLS OF NEWS

October 2020

for the sewist in the know

CHOOSING A THREAD

Are you overwhelmed when you look at the thread aisle? Over the next few months I'll be walking you through different types of thread and how you pick the right one for your project.

In this first installment, we'll be focus on general sewing or piecing a quilt. If you're piecing a project with cotton fabric, you will want to use cotton thread. You don't want your thread to be stronger than your fabric as it may cut up your fabric at the seam over time. So while polyester is a stronger thread it will be too strong for a cotton quilt.

When selecting thread you also want to think about the quality of thread. Lower quality thread will not be wound as tight and have loose fibers hanging off the strands. This means it will leave behind bits of fiber in your machine and the thread remaining will be thinner and weaker. This is bad for both your machine and your finished project! This is why we always say don't use Coats & Clark thread. If you look at your thread under a microscope you can really see the difference in how many loose fibers are on the thread. I know most of us don't have a microscope at home, but I found a blogger who did the work for us and [snapped photos. Check out her blog, Owen's Olivia.](#)

I know it's usually taboo to talk about weight, but with thread it's an important characteristic to discuss. Thread comes in many different weights and with piecing it's usually better to go with a finer thread (50 weight or finer). In reverse of what we'd like to see on the scale, a larger number is better as the higher the weight the finer the thread.

Rae-Bon carries three different types of high quality piecing thread:



Mettler is a 50 weight silk finish cotton thread made from long cotton fibers. It is available in a plethora of colors. Mettler is a good quality thread at a lower price point.

Aurifil is also a 50 weight cotton thread, but a higher quality than Mettler. While it is the same weight, you will notice it feels a bit finer. It also produces far less lint and you would see far less loose fibers under a microscope. This means you less cleaning of the bobbin area for you!

Quilter's Select is an 80 weight para cotton poly thread. This means it has a polyester core but is wrapped in cotton. so it's the best of both worlds: the strength of polyester, but since it is wrapped in cotton your fabric is protected. The 80 weight means it is a finer thread and thus creates less bulk in your seam. I also like Quilter's Select for hand applique; the thread just sinks right in and is almost invisible.


Some people are tempted to use embroidery thread for sewing because of the large collection of colors and spool size, but I don't recommend it. Sewing thread is a three ply thread which gives it strength to hold up to any tugging on the seam. Embroidery thread is only two ply and thus has reduced tensile and abrasive strength. It will not hold up as well to the pressure placed on a seam. Generally embroidery thread is also a heavier weight than regular sewing thread so it will add additional bulk to your seam. Especially when you're quilting and need precise sizes this extra bulk can really add up.

Store Hours: Monday-Friday: 10 am-5:30 pm ● Saturday: 10 am-4 pm ● Sunday: Closed
3060 25th St SW Fargo, ND ● 701-433-7203 ● www.rae-bon.com ● reddoor@rae-bon.com




WHISPERING PINES

a sampling of FABRIC ARRIVING in October




RASHIDA COLEMAN HALE
FOR RUBY STAR SOCIETY

WHATNOT



GINGIBER ZOOLOGY



Guide to Gadgets

*making your life easier
one gadget at a time*



Binding Eaze by Quilted Heartz

The Binding Eaze will make it quick and easy to press your binding or bias tape. Simply fold the first few inches of your fabric strip and guide it through the loops on the Binding Eaze. Lay your iron on top and pull the fabric through guiding the fold of your fabric as needed. Your fabric will be quickly and easily folded with a sharp crease.

Binding Eaze is 7 1/2" wide and 10" long in the shape of an iron. The Loops that guide the fabric can be used with a folded piece of fabric with a width of up to 2" wide. It can also be used for an iron rest as it withstands heat up to 450 degrees for several hours. **\$29.99**

Spot on Dot Magnifying Lens by Gypsy Quilter

Spot on Dots allow you see exactly where you've lined up your fabric on your ruler by giving you magnified visibility at the point that matters most. For precision-perfect accuracy, Spot on Dots are the perfect tool for you!


Place Spot on Dot adhesive side down onto your favorite ruler at the spot you want to magnify. The reusable adhesive ring will prevent the Spot on Dot from shifting while you make precise cuts. The Spot on Dot stays in place until you remove it. Store in it's case after use.



The package includes both a large and small magnifier. The small dot is 1 inch in diameter. The large dot is 2 inches in diameter. At the center, magnification is 3x. **\$16.99**

IronEZ

The IronEZ will solve the problem of repeatedly dropping your spray bottle while ironing, free up space on your ironing board, and make your life frustration free and more efficient. It even rotates when folding up your ironing board so your spray bottle can be stored conveniently right along with it. It comes with a spray bottle, but also holds a mister or bottle of Best Press. **\$19.99**



OCTOBER 2020

Sun	Mon	Tue	Wed	Thu	Fri	Sat
				1 Sewcial Hour 10 am - 5 pm Retreat at Hankinson	2 Retreat at Hankinson	3 Retreat at Hankinson
4 Retreat at Hankinson	5 Journey to Nebula: Jawbreaker 1 - 4 pm or 6 - 9 pm	6 Gypsy Pillow 1 - 4 pm or 6 - 9 pm	7 Beginning Quilting Session 1 1 - 4 pm or 6 - 9 pm	8 Westalee Ruler 1 pm or 6 pm	9 KimberBell Embroidery Club Noon - 8 pm	10 Classic Carryall Tote 10 am - 3 pm
11	12 Cedar Mills BOM Demo 1:30 pm Learn to Sew: Pillowcase 6 - 9 pm	13 Journey to Nebula: Jawbreaker 1 - 4 pm	14 Beginning Quilting Session 2 1 - 4 pm or 6 - 9 pm	15 Sewcial Hour 10 am - 5 pm	16 Intro. to Hand Applique 1-4 pm	17 Youth Sewing: Felt Monster Ages 8-15 1 - 4 pm
18	19 Journey to Nebula: Rock Candy 1 - 4 pm or 6 - 9 pm	20 Edge to Edge Quilting 1 - 5 pm	21 Beginning Quilting Session 3 1 - 4 pm or 6 - 9 pm	22	23 Sewcial Hour 10 am - 5 pm	24 Beginning Quilting Session 2 9:30 am - 4 pm
25	26 HoopSisters Retreat: Game Room Noon - 8 pm	27 Journey to Nebula: Rock Candy 1 - 4 pm	28 Beginning Quilting Session 4 1 - 4 pm or 6 - 9 pm	29 Embellish Outside the Lines 10 am - 5 pm	30 Embellish Outside the Lines 10 am - 5 pm	31 Embellish Outside the Lines 10 am - 5 pm

CLASSES

Please note Masks are Required at Rae-Bon Sew & Quilt Shop. This is especially important as the classroom is a small space. No exceptions will be made.

BEGINNING QUILTING

Wednesday, October 7, 14, 21, & 28:
1:00-4:00 pm or 6:00-9:00 pm

Do you want to learn to quilt or improve your skills? This is the class for you; no experience needed. At the end of the 4 sessions, you will have learned the basic skills of quilt making: fabric selection, rotary cutting,



accurate piecing, quilting, and binding. In the first class, we'll be discussing tools and selecting fabrics. A 20% discount will be given on supplies purchased during the first class. We want to make sure your quilt is completed at the end of the four sessions, so there will be homework each week. Bring your own machine. Class fee is \$75 plus supplies and book, New Patchwork & Quilting Basics.

CEDAR MILLS

Monday, October 12:
1:30 pm in the shop
& Live on Facebook at
1:00 pm

Would you like to improve your accuracy as you stitch up the Cedar Mills Block of the Month?

Each month we will demonstrate the technique and rulers used for the monthly block. We'll also provide modified fabric cutting instructions if you'd like to use the featured ruler. In October, we'll be reviewing flying geese with this month's block.



CLASSIC CARRYALL TOTE

Saturday, October 10:
10:00 am - 3:00 pm

The Classic Carryall Handbag & Tote is beautifully simple, yet classically styled. The handbag and tote bag pattern has been created with the 'less is more' sewers in mind and features box corners, shiny hardware and straightforward construction techniques. The tote is pictured but you can make either size in class. Class fee is \$20. You will also need to purchase supplies and the pattern.



EDGE TO EDGE QUILTING

Tuesday, October 20: 1:00-5:00 pm

This technique is super fun and easy to do. Everyone will think you had your quilt done on a long arm. Bring your embroidery machine and a 6" x 10" or larger hoop. You must bring the book "Edge to Edge Quilting on your Embroidery Machine" by Amelie Scott Designs or purchase one in class. Class fee of \$75 includes quilt sandwich and thread. Class is limited to 6 people.



GYPSY PILLOW

Tuesday, October 6: 1:00-4:00 pm or 6:00-9:00 pm

Gypsy Pillows are fun to make using the quilt as you go method. Choose bright and funky or more traditional fabrics to make these pillows in two sizes. Jelly roll or scrap friendly the simple construction will have you making loads of pillows in a variety of fabrics. Class fee is \$20. You will also need to purchase the pattern and supplies. The class fee is waived for Sew Creative Club members.



HOOPSISTERS RETREAT: GAME ROOM

Monday, October 26:

Classroom open from Noon - 8:00 pm

Join us to stitch the Game Room Retreat. The retreat includes a game room wall hanging, 3D Dice, and Dice coasters. The classroom will be open from Noon-8:00 pm to stitch up the projects with friends. Kits are available upon request. Retreat fee is \$39.



INTRO TO HAND APPLIQUE: FLOWER GARLAND PILLOW

Friday, October 16: 1-4 pm

Applique allows you to expand your creativity and break out of the rigid lines of patchwork. In this class we'll explore hand applique including how to prepare applique pieces, what threads to use, and how to stitch in place. Class fee is \$20. You will also need to purchase supplies and the book, New Patchwork and Quilting Basics.



JOURNEY 2 NEBULA: JAWBREAKER

Monday, October 5: 1-4 pm or 6-9 pm
or Tuesday, October 13: 1-4 pm

Jawbreaker Pillow is a jaw droppingly cute and colorful pillow ready to spice up any room it rests in. This pillow is sure to put a smile on even the sourest of faces. This is the third class in the Journey 2 Nebula series intended to prepare you to sew the Nebula Block of the Month beginning in January 2021. Due to the high demand for this class, it is only available to Journey 2 Nebula Participants.



JOURNEY 2 NEBULA: ROCK CANDY

Monday, October 19: 1-4 pm or 6-9 pm
or Tuesday, October 27: 1-4 pm

Rock Candy Table Topper features an eruption of cool colors like a firework in the night sky. It is sure to be a sweet treat for your home. This is the fourth class in the Journey 2 Nebula series intended to prepare you to sew the Nebula Block of the Month beginning in January 2021. Due to the high demand for this class, it is only available to Journey 2 Nebula Participants.



KIMBERBELL EMBROIDERY CLUB

Friday, October 9:
Classroom Open
from Noon - 8:00 pm

Make a new project each month of 2020 with KimberBell. Club members can bring in their embroidery machines and stitch with us on the 2nd Friday of each month. The classroom will be open from Noon - 8 pm. Cost for all 14 projects is \$60. Bring your jump drive in each month to receive the design. Club members receive 20% off all embroidery CDs and 10% off all stabilizers on the 2nd Friday of each month.



Nothing says, "welcome" like a fresh plate of cookies! Warm your hearth and home with the Ginger Cookie Candle Mat. Six gingerbread men are sweetly spiced with brown applique glitter and carefully iced with bright satin stitches. Made in a raw-edge technique, each cookie looks real enough to eat, their festive sparkle popping against the white background.

LEARN TO SEW: PILLOWCASE

Monday, October 12:
6:00-9:00 pm

If you have little to no sewing experience, this class is for you! In this class, you'll learn rotary cutting skills, basic straight stitching, and how to sew a French Seam. This is the first project of 12 from the book, *School of Sewing*. We'll be working through all of the projects in the coming months. The book is a great reference guide as you learn the basics to sewing and purchase is required for class. The class fee is \$40 and includes all fabric and supplies needed (with the exception of the book). You'll be able to make the pillowcase your own by selecting your own fabric. Bring your own sewing machine or borrow one of ours. Class is open to those 16 and older.



WESTALEE RULER: SPIN-E-FEX 8 ON CHURN DASH BLOCK

Thursday, October 8:
1:00 - 4:00 pm or 6:00 - 9:00 pm

The Westalee Ruler club continues with the Spin-E-Fex 8. Unfortunately we are no longer able to accept new members to the Westalee Ruler Club.

Remember to bring your sewing machine, extension table, Westalee ruler foot, two 8" square quilting sandwiches, Aurifil or Mettler thread, and a Frixion pen to class.

YOUTH SEWING: FELT MONSTER (AGES 8-15)

Saturday, October 17: 1:00-4:00 pm

Design your own felt monster! Will it have one eye, two, three? You decide! Students will learn to sew up the felt and stuff with fiberfill. Class is limited to six students. Class fee of \$25 includes all project supplies and use of a Baby Lock sewing machine.



CLASS/EVENT POLICIES

Call or stop in to sign up and pay for the class/event of your choice. Class fee is due when you register. Phone registrations (701-433-7203) accepted only with a credit card payment.

The class supply list will be available when you register and pay for the class. Supplies are not included in the class fee unless otherwise specified. Please have supplies purchased before class. Kits required are available at the store. No photocopied or sharing of patterns or books will be allowed in classes.

We consider your enrollment to be a commitment by you to take the class and we in turn make a commitment to the instructor. No refunds are allowed on classes or events. Thank you for not asking us to make exceptions.

Your sewing machine or serger must be in top working condition before you arrive at class. Students whose equipment is not working properly disturb and slow down the class. We service all brands of machines and sergers so come see us prior to the start of the class.

SEWCIAL HOUR

Never enough time to get everything done? Join us to sew with friends (or make some new ones). The classroom is open for you to work on any unfinished projects (or start a new one).

Bring your machine and project to work on. Advance registration is required to reserve your spot.

Thursday, October 1 10 am-5 pm
Thursday, October 15: 10 am-5 pm
Friday, October 23: 10 am-5 pm



NEW OWNERS CLASS

Explore the features and stitches of your new sewing machine. You will stitch samples, learn the functions of your machine, and basic cleaning. Open to Baby Lock, Pfaff, and Viking owners. No charge for machines purchased at Rae-Bon; \$50.00 for others. Bring your machine, accessory feet, foot control, power cord, spool of thread, and bobbin.

Embellish®

Inspired by Hope Yoder

outside the LINES
Hands-On Embroidery Event

Everything Included
For Only \$299⁹⁹

SURPRISE
BONUS PROJECT
INCLUDED

Fabulous Flamingo



OR

Lovely Llama



Create The Flamingo or Llama At The Event,
Create The Other At Home!



Free Bag of Goodies Worth \$200 Upon Attending

Call 701-433-7203

**3 Days For
More Learning
More Creating
More Fun!**

- Collage Embroidery
- Mylar Embroidery
- Heat Transfer Foil
- Background Blending
- 3D Chenille Texture
- Meals Provided

Hands-On Class

October 29th - 31st, 2020

10:00 AM - 5:00 PM

Don't own an embroidery machine? Talk to us about borrowing one for the event.

Location

Country Inn & Suites

3316 13th Ave S • Fargo, ND 58103



- RevolutionAir Threading—Easy push button needle and looper threading
- No Tension Adjustments
- 5" to the right of the needle
- 8/7/6 Thread Serging
- 87 Stitch Combinations including the Exclusive Wave Stitch
- 6 Bright LED Lights
- Variable Speed Control

Includes a FREE Accessory Bundle





Acclaim 4-Thread Serger

- RevolutionAir Threading
- No Tension Adjustments
- 4/3/2 Thread Serging
- Exclusive Wave Stitch
- 2" to the right of the needle

Includes a FREE Accessory Bundle



**Extension
Table**



**Bundle Value
Up to \$5,500***

*Does not include
machine price

Koala Artisan Slimline Embroidery Studio

Koala Artisan Height Adjustable Creative Center

Exclusive Embroidery Design Collection from
Baby Lock Education Partner Zandra Shaw



or



and



Receive the choice of a **Koala Artisan Slimline Embroidery Studio** or a **Koala Artisan Height Adjustable Creative Center** with the purchase of a Solaris 2 Embroidery and Sewing machine. You'll also receive an Exclusive Embroidery Design Collection.



SOLARIS 2 EMBROIDERY AND SEWING MACHINE

- IQ Visionary™ Projector
- 10-5/8" x 16" Embroidery Field
- IQ Intuition™ - Monitoring
- IQ™ Designer
- End Point Setting for Sewing

*Purchase a Baby Lock Solaris 2 Sewing and Embroidery Machine at MSRP and receive a 60 Day Trial of online sewing classes

*bundle value dependent on Koala model chosen.

Koala studio includes base model only, any accessories or customization will be an additional charge.

See Koala retail price list for accessory and customization pricing. May not be combined with any other discounts.

Offer Valid in US only.



FOR THE LOVE OF SEWING

See an Associate for details.

**Bundle Value
\$2,500***

*Does not include
machine price

Purchase a Baby Lock Venture 10-Needle Embroidery Machine
and receive a Koala Heritage Embroidery Center and a
60-Day Trial of Online Sewing classes.



VENTURE 10-NEEDLE EMBROIDERY MACHINE

- 10 Needles
- 7 7/8" x 14" Embroidery Field
- IQ Intuition™ Monitoring
- IQ™ Designer
- Perfect Positioning

Koala studio includes base model only, any accessories will be an additional charge.
See Koala retail price list for accessory pricing.
May not be combined with any other discounts.
Offer Valid in US only.



FOR THE LOVE OF SEWING

See an Associate for details.

PFAFF
Perfection starts here.™

FREE GIFT BUNDLE

with purchase of
creative icon™

top-of-the-line sewing
& embroidery machine

While supplies last.

Over
\$1,300
Value!

50% off

our most advanced
embroidery software
**PREMIER+™ 2 ULTRA or
ULTRA UPGRADE**

Valid on boxed product only.
With purchase.

Now is Time for a
New Superpower

GET DETAILS



Enjoy the perfect accessory set to get you started on your projects.

Included in the gift bundle:



NEW
creative™ Ribbon
Embroidery Attachment



creative™ Bobbin Case



NEW
Multi-Function Foot Control



10-Pack Violet Bobbins



Extension Table with
Adjustable Guide



PFAFF® Premium
Prewound Bobbins
• 10-Pack Black
• 10-Pack White

Offer valid October 1-31, 2020.

PFAFF, PFAFF PERFECTION STARTS HERE, CREATIVE ICON, PREMIER+ and CREATIVE are trademarks of KSIN Luxembourg II, S.a.r.l. ©2020 KSIN Luxembourg II, S.a.r.l. No prior purchases. Cannot be combined with any other offers or discounts. All rights reserved. All pricing decisions are at the sole discretion of the retailer. Prices are suggested and may vary by location. Offer valid on parts # 821260096, 821261096, 821136096, 821137096, 821147096, 821192096 and 821193096.

Sewing and Embroidery Machine



- **Packed with Accessories:** 13 presser feet, including Interchangeable Dual Feed Foot, a Straight Stitch Plate with Sensor, and a Hard Case for safe storage
- **Compatible with the optional Multi-Function Foot Control**

Payments as low as **\$111/month***
with highly qualified trade**

Your trade-in could be worth even more,
further lowering your payments.

Plus...

**FREE Launch Bundle
Valued Over \$800*****

**Bundle includes a 3 Month
mySewnet™ SILVER Software
Subscription (\$75 value)
while supplies last**

October 1 - December 31, 2020



***With DESIGNER SAPPHIRE™ 85 purchase. All pricing decisions are at the sole discretion of the retailer. Limited time only. Valid at authorized HUSQVARNA®/VIKING® retailers in USA. No prior purchases. VIKING, DESIGNER SAPPHIRE, DELUXE, EXCLUSIVE SENSOR SYSTEM and MYSEWNET are trademarks of KSIIN Luxembourg II, S.r.l. HUSQVARNA and the "H" Crown Device are trademarks of Husqvarna AB and are used under license. ©2020 KSIIN Luxembourg II, S.r.l. All rights reserved.



Floor Model Specials

on select Viking Machines

Prices so good we can't advertise them!

