

Rae-Bon Sew & Quilt Shop

SPOOLS OF NEWS

November 2021

for the sewist in the know

SEWING WITH CUDDLE

As the weather turns cold nothing sounds better than to cuddle up on the couch with your dogs and a soft quilt. To make your quilts extra cuddly use Shannon Cuddle for the back. Shannon Cuddle comes in many different pile lengths from the original C3 cuddle to super thick faux furs. Any of the options are super soft and add extra luxury element to your quilts. You can also make your entire quilt or throw blanket out of cuddle for double the softness. As much as we love Cuddle, it can be a little intimidating to work with a new material, so we've got some tips to make sewing with Cuddle a breeze.

Cutting Cuddle can be a messy project. You'll notice at the cutting table we always keep a hand vacuum close by to suck up all the cuddle dust. Rotary cutting is the quickest but also the messiest way to cut Cuddle, so a hand vacuum is a great way to clean up. When rotary cutting you are cutting through the backing layer as well as the fibers underneath. For a less messy way of cutting cuddle, you can draw out your cut lines with a marker on the wrong side of the fabric. Then use a craft knife to cut through just the backing layer of cuddle. This way the ends of the fibers aren't cut and far less mess is created. Either way throw the newly cut Cuddle in the dryer on no heat for 10 minutes to eliminate the cuddle dust. Cuddle doesn't fray so the mess is just created from the initial cutting.

Once everything is cut, it's time to pin. Flower head pins are perfect for Cuddle because the larger flower head is easier to see in the thick pile of the Cuddle. It's also easiest if you pin using two layers of staggered pins. This

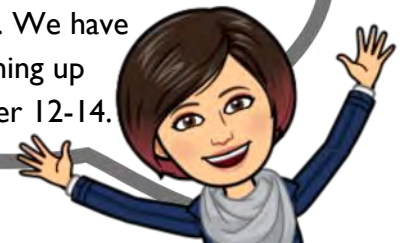
way when you sew you can remove the row closest to your foot so you don't stitch over them, but the second row stays in your fabric and prevents it from shifting. This method takes a bit longer and uses a lot of pins but the work will be well worth it when you go to sew.

A walking foot on your sewing machine is invaluable. With the thick material, you need a walking foot to ensure your machine feeds the material at the same rate. This will prevent stretching and shifting of the fabric. Increasing your stitch length to 3.5 or 4 will also help prevent distortion in your seam by allowing the fibers to nest together.

Use a 90/14 Stretch needle. with polyester thread. A stretch needle has a rounded tip so it will shift the weave of the fabric apart rather than piercing a hole through the fibers. A stretch needle also has a larger scarf making it easier for the thread to pass through the fabric. Cuddle is a knit polyester so it has a bit of stretch to it. Polyester thread also has a bit of stretch to it, so they work together well. If you used cotton thread, it may snap when the Cuddle stretches.

Sandy's Tip:

To contain Cuddle mess, cut it at a retreat! Let someone else do the vacuuming. We have a retreat coming up November 12-14.



Store Hours: Monday-Friday: 10am-5:30 pm • Saturday: 10am-4pm • Sunday: Closed
3060 25th St SW Fargo, ND • 701-433-7203 • www.rae-bon.com • reddoor@rae-bon.com

Guide to Gadgets

*making your life easier
one gadget at a time*

Alligator Clamps by OESD

Alligator clamps have a unique hinged jaw enabling them to grab and manipulate thread or fabric in hard to reach places. This feature, combined with gripping teeth and long handles for increased leverage, makes this indispensable tool perfect for turning fabric in tight spots and pulling buttonettes in freestanding lace projects. **\$20.99**



Button Clips by OESD

Once you assemble a portion of your free standing lace structure it would be a shame if it fell apart while you worked on the next portion. Button clips securely hold the joint together by clipping over the connection while you assemble the rest of the item. **10 pack for \$4.99**

BadgeMaster by OESD

BadgeMaster is a heavy-weight water-soluble stabilizer that is perfect for freestanding lace or freestanding applique projects. It rinses easily away with lukewarm water removing all traces of the stabilizer. We recommend one layer of BadgeMaster and one layer of Wet N Gone when creating freestanding lace sculptures. 12" x 8 yards. **\$37.99**



Wet N Gone by Floriani Embroidery

Wet N Gone has the stability of a woven stabilizer that completely supports your stitching and will rinse away in cold water. We recommend one layer of BadgeMaster and one layer of Wet N Gone when creating freestanding lace sculptures. 15" x 10 yards. **\$33.99**





Free Standing Embroidery CDs by OESD



Gadgets for Creating Free Standing Lace Sculptures






LESLIE TUCKER JENISON




WEATHER REPORT

a sampling of NEW FABRIC THAT *just* ARRIVED




DEB STRAIN

HOME SWEET HOLIDAYS



CECILE METZGER

MEMORIES





ROAD TRIP TO MSP

Sandy and Jennifer recently went on a trip to Minneapolis on a hunt to find some new and exciting items for the shop. The trip started out a bit rocky when they were stuck in a stand still on the interstate for two hours. Lots of Sudoku was played and Facebook was surfed. Once they finally got going again the first stop was Minneapolis Mart, a wholesale show featuring all the newest in home, gifts, apparel, accessories, and seasonal items. They found some really fun new items that they can't wait to share with you.

You know Sandy LOVES Coffee so she was pretty excited when we discovered Northwoods Coffee. They source the highest quality Arabica coffee beans from South



America and then roast the beans in Green Bay, Wisconsin. The coffee is packaged in the perfect 2 oz. package. It will make 12-16 cups of coffee

(depending on how strong you like it). With the small package you know your coffee will stay fresh and you can

try all the flavors without buying a big bag. Seasonal flavors include Winter Wonderland (chocolate, cinnamon, and hazelnuts), Pumpkin Pie, Dutch Apple Strudel, Mistletoe Kiss (Vanilla and Irish Crème), and more.

Straight from Poland, we have natural bark design pieces. The artist cuts each piece by hand on



his jigsaw so every item is just a little bit different. The trees and gnomes will look great as part of your winter display and the bison is the perfect gift for the NDSU fan in your life. There are also gnomes, hedgehogs, and more.

We're always looking for new ways to get the next generation of sewers excited about our hobby. We've found some great kits that are good beginning projects with on trend themes like unicorns and rainbows. Each kit is only \$20 and includes all the supplies to make six projects and full color instructions. This would make a great Christmas gift.



Sandy and Jennifer went a little gnome crazy! The gnomes were all just so cute it was hard not to buy them all. Sandy loves the gnome ornaments on jingle bells and Jennifer's favorite is the one with reindeer boots.



The rest of their trip was spent scoping out locations for a super fun event we have planned for Spring 2022. We are planning a sewing retreat like you've never seen before. Part of the time will be spent sewing original patterns you can't find anywhere else. The rest of the time will be spent going on experiences. We spent the weekend visiting hotels and partaking in experiences to make sure we've selected the best for you. We're keeping the details a secret right now till we get everything nailed down. But be on the lookout for a save the date soon. This is an event you're not going to want to miss.

NOVEMBER 2021

Sun	Mon	Tue	Wed	Thu	Fri	Sat
	1 Open Sew 10 am - 5 pm	2 Intro. To Fusible Applique 1 - 4 pm	3	4	5 Embroidery Lab: Origami Gift Box 1 - 4 pm	6 Cork Wreath 1 - 4 pm
7	8 Open Sew 10 am - 5 pm	9 Sew, What's New? 1 pm	10 Textured to the Nines Pillow 1 - 5 pm	11	12 Sewing Retreat 10 am - 10 pm	13 Sewing Retreat 10 am - 10 pm
14 Sewing Retreat 10 am - 5 pm	15 Beginning Sewing: Drawstring Gift Bag 1 - 4 pm or 6 - 9 pm	16 Embroider an Elf 10:30 am - 5 pm	17 Stitching in Circles 1 - 5 pm	18 It's All About the Angle (Serge Project) 10:30 am - 4 pm	19	20 Youth Sew: Fall Wall Decor 1 - 4 pm
21	22	23 Open Sew 10 am - 5 pm	24	25 Happy Thanksgiving! Shop Closed	26 Black Friday Sale	27
28	29	30 Open Sew 10 am - 5 pm				

CLASS POLICIES

Call, visit our website, or stop in to sign up and pay for the class of your choice. Class fee is due when you register.

The class supply list will be available when you register and pay for the class. Supplies are not included in the class fee unless otherwise specified. Please have supplies purchased before class. Kits required are available at the store. No photocopied or sharing of patterns or books will be allowed in classes.

Please be setup and ready to begin class at the specified time.

We consider your enrollment to be a commitment to take the class and we in turn make a commitment to the instructor. No cancellations are allowed on classes. Thank you for not asking us to make exceptions.

Your sewing machine or serger must be in top working condition before you arrive at class. Students whose equipment is not working properly disturb and slow down the class. We service all brands of machines and sergers so come see us prior to the start of the class.

CLASSES

BEGINNING SEWING: DRAWSTRING GIFT BAG

Monday, November 15: 1:00-4:00 pm or 6:00-9:00 pm

If you have little to no sewing experience, this class is for you! In this class, you'll learn basic straight stitching, how to create a casing, and how to line a bag. The class fee is \$35 and includes all supplies, use of a Baby Lock machine, and tools needed. You'll be able to make the bag your own by selecting your own fabric. Class is open to those 16 and older.



EMBROIDER AN ELF

Tuesday, November 16: 10:30 am-5:00 pm

Each component of Bobbin the Elf is created on the embroidery machine. Bring your own embroidery machine and join us for a day of stitching. The largest hoop needed is 8" x 12." The design is available in the following formats: ART, DST, EXP, HUS, JEF, PES, VIP, VP3, and XXX. This class is free with purchase of the Bobbin the Elf Embroidery CD.



CORK WREATH

Saturday, November 6: 1:00-4:00 pm

Brighten up your home with a handmade wreath made from cork fabric! This is a great project for using up scraps and practicing stitching on cork and layering a variety of cork pieces. The class is free with purchase of the kit and book, Create with Cork Fabric.



EMBROIDERY LAB: ORIGAMI GIFT BOX

Friday, November 5: 1:00 pm-4:00 pm

These distinctive gift boxes will be as beloved as the present you place inside. Gift recipients can open these unique containers and see the surprise within, then reuse them to hold all kinds of tiny treasures. 5x7 and 6x10 designs available. The design is available in the following formats: ART, DST, EXP, HUS, JEF, PES, VIP, VP3, and XXX. The class fee is \$35 and includes the embroidery CD and stabilizer.



OPEN SEW

Bring whatever project you'd like to work on and join your friends (or make new ones). We'll provide irons and the space to work. You bring your project and any supplies you need. Open Sew is free, but sign up is required to reserve your spot as space is limited.

Monday, November 1: 10 am - 5 pm
Monday, November 8: 10 am - 5 pm
Tuesday, November 23: 10 am - 5 pm
Tuesday, November 30: 10 am - 5 pm



INTRO TO FUSIBLE APPLIQUE: FLOWER GARLAND PILLOW

Tuesday, November 2: 1:00 - 4:00 pm

Applique allows you to expand your creativity and break out of the rigid lines of patchwork. In this class we'll explore fusible applique including types of fusible web and stitching options. Class fee is \$20. You will also need to purchase supplies and the book, *New Patchwork and Quilting Basics*. Bring your own sewing machine.



[Sign Up](#)

SERGER PROJECT IT'S ALL ABOUT THE ANGLE

Thursday, November 18: 10:30 am-4:00 pm

Stitches on your serger can be used to jazz up solid fabric or cork for this handy zippered bag. We'll also install the zipper on our serger and use the belt loop binder to create a strap. Class fee is \$20 plus supplies.



[Sign Up](#)

TEXTURED TO THE NINES PILLOW

Tuesday, November 10: 1:00 pm-5:00 pm

Create a gorgeous dimensional pillow! You'll learn to create three different blocks all created by folding fabric that are assembled into a 12" pillow. This is an original Rae-Bon pattern created by Jennifer. Class fee is \$20 plus supplies and pattern.



[Sign Up](#)

YOUTH SEWING: FALL WALL DECOR (AGES 8-15)

Saturday, November 20: 1:00-4:00 pm

No sewing experience needed! Mariann will be teaching you hand sewing while making fall wall décor. Select your own leaf colors and quantity so each project looks unique. Class is limited to the first 6 students. The class fee of \$25 includes all project supplies.



[Sign Up](#)

SEW, WHAT'S NEW?

Tuesday, November 9: 1:00 pm

New items are always arriving at Rae-Bon Sew & Quilt Shop! Stop by each month for a fun filled social hour and show of everything new (fabric, notions, machines, etc.). Receive a 10% discount on any new items highlighted that day. Plus bring whatever you've been working - everyone loves a good show and tell.



STITCHING IN CIRCLES TABLE RUNNER

Wednesday, November 17: 1:00 pm-5:00 pm

No piecing required for this dazzling table runner. Using Applipops is a quick way to make perfect fabric circles that can be applied on your runner. Rather than hand sewing we'll couch decorative thread to add a little extra dazzle and attach the circles. (Plus it's faster than hand sewing!) Additional quilting will be added by couching circles. No worries if you have no experience with Applipops or couching, you'll learn about both in class! The class fee is \$20 and includes the pattern. You will also need to purchase supplies and bring your own sewing machine.



[Sign Up](#)



SEWING RETREAT

November 12-14, 2021 | 10 AM to 10 PM*

Country Inn & Suites

*Retreat ends at 5 pm on Sunday.

Sew with Friends

Take a mini vacation and spend
a whole weekend sewing with friends!

Bring your own projects to work on. Each person will get
their own 6 foot table. You can setup your machine on
Friday and leave it setup all weekend. The cost is \$75 for
the weekend. Coffee and water will be provided.



Rae-Bon
Sew & Quilt Shop

SCARY DEALS SALES EVENT

OCTOBER 27 – NOVEMBER 2, 2021



Purchase the
Entrepreneur W PR680W to receive

**FREE PR Stand
and FREE Cap Frame[†]**

(PRNSTD2, PRCF5)

Direct from Dealer

**PLUS
FREE 5"x7" Magnetic
Flash Frame Kit***

(PRVMFLKIT)

Direct from Brother



Purchase the Stellaire Innov-ís XE1 to receive

FREE XE1 Bundle[†]

(XE1BNDL)

Direct from Dealer

Bundle Includes:
Luggage (SASEBXJ),
400 Embroidery
Design Download Card
(SAEMB400) and 24-Piece
Thread Kit (ETPPACE24)



Purchase the Luminaire 2 Innov-ís XP2 to receive

FREE Best 100 Thread Set[†]

(ETPBEST100)

Direct from Dealer

PLUS

FREE XP2 Luggage* and FREE PE-DESIGN 11*

(SASEBXP2, PEDESIGN11)

Direct from Brother

**PLUS,
get access to the Angela Wolf
Luminaire Masterclass!**
Free with XP2 machine
registration. Ask your dealer
for more details.



Purchase the Innov-ís BQ3100 to receive
\$200 Brother Visa® Prepaid Card[^]

Direct from Brother



Offer applies only to single-receipt qualifying purchases made between October 27 - November 2, 2021. [†]Dealer Discount and/or gift with purchase fulfilled at time of purchase by participating Authorized Brother Dealer. Prices set by dealer may vary. *Allow 8 to 10 weeks for receipt of 5"x7" Magnetic Flash Frame Kit (PRVMFLKIT), XP2 Luggage (SASEBXP2), Best 100 Thread Set (ETPBEST100), and PE-DESIGN 11 (PEDESIGN11). [^]Brother Visa Prepaid Gift Card. Allow 8 weeks for receipt of Brother Visa® Prepaid Card. Limit one claim per model per person, household, family, or address. Refurbished or used machines do not qualify. Brother Visa® Prepaid Card is issued by MetaBank™. Member FDIC, pursuant to license from Visa® U.S.A Inc. The Visa® Prepaid Card is not redeemable for cash or usable at any ATM. Terms and Conditions apply to card. Subject to applicable law, a monthly maintenance fee of \$3 (USD) applies but is waived for the first six months after the card is issued. Brother International Corporation reserves the right to substitute a check of equal value in lieu of a Visa® Prepaid Card at its discretion. Brother reserves the right to substitute any free product offer fulfilled by Brother with a product of equal or similar value. Limit one claim per model per person, household, family, or address. Prices set by dealer may vary. Offers are subject to change at any time without notice. Images are for illustrative purposes only.
©2021 Brother International Corporation. ©Disney.

brother
at your side

SOLARIS 2 BUNDLE



Palette 11 Software



Solaris 30 Piece Foot Kit



Baby Lock Extra Large
Machine Trolley




5x7 Magnetic Frame



Madeira Starter Bundle B
for Solaris 2



Solaris Inspiration Guide



60 Day Trial of
Online Sewing Classes

baby lock

FOR THE LOVE OF SEWING

CHORUS BUNDLE



Baby Lock Extra Large
Machine Trolley Set - Black



Baby Lock 17pc Foot Kit



Madiera Cotona Incredible
Threadable Quilt Set



60 Day Trial of
Online Sewing Classes



High Shank 1/4" Basic
Ruler Set



Klasse Titanium Quilting
Needle Set

baby lock

FOR THE LOVE OF SEWING

PFAFF
Perfection starts here.™

**MIX &
MATCH**

and

SAVE 20%

off your purchase*

quilt expression™ 720
SEWING MACHINE

expression™ 710
SEWING MACHINE

PFAFF

Creativity
starts here.

The Perfect Holiday Gift.

Create the Perfect Accessory Bundle for Their (or Your)
expression™ 710 or quilt expression™ 720



Mix & Match
your perfect
accessory
bundle then
take **20% OFF!***



**INSPIRA™ Small
Universal Roller Bag**

Protect your machine on the
go or use for home storage



**Bi-Level Topstitch Foot
for IDT™ System**

Especially designed to glide
along a folded edge



**Clear Open Toe Foot
for IDT™ System**

Perfect for appliqué sewing



**Clear Stitch-in-Ditch Foot
for IDT™ System**

Achieve perfect quilting
on the top of your quilt



**Extension Table
with Adjustable Guide**
Substantially increase
your work area



Open Toe Free-Motion Foot
An extra-large opening cut out
in the front provides an optimal
view of your project



Magnetic Seam Guide
Simply snaps onto the needle
plate to provide accurate
seam allowances

Offer valid November 1 - December 24, 2021.

PFAFF, PFAFF PERFECTION STARTS HERE, EXPRESSION, QUILT EXPRESSION, IDT and INSPIRA are trademarks of KSIN Luxembourg II, S.a.r.l. ©2021 KSIN Luxembourg II, S.a.r.l. No prior purchases. Cannot be combined with any other offers or discounts. All rights reserved. All pricing decisions are at the sole discretion of the retailer. Prices are suggested and may vary by location. *20% off is only applicable to accessories or notions; not valid on machines.