

Rae-Bon Sew & Quilt Shop

SPOOLS OF NEWS

January 2020

for the sewist in the know


SEW CREATIVE CLUB

A Project of the Month Club

The Sew Creative Club is a mix of projects from byAnnie.com and Lynne Wilson Designs. Over the course of the year, you'll sew up 12 total projects including bags, pillows, table runners, quilts, and more. Many are even scrappy, so you can sew down your stash!

Each month you'll receive a pattern for a different project along with a coupon for 20% off any supplies you need to complete that project. On the 2nd Tuesday of the month, we'll hold an optional class for the project. As an added bonus for joining the Sew Creative Club, your class fee is waived for all 12 classes! The cost of the club is \$150 and includes 12 patterns, 20% off coupon each month, and 12 free classes.

Stop in and take a look at the trunk show to see all the exciting projects in person. The trunk show will be available until January 22



Store Hours: Monday-Friday: 10am-5:30 pm • Saturday: 10am-4pm • Sunday: Closed
December 31: 10 am-4:00 pm • Shop Closed January 1

3060 25th St SW Fargo, ND • 701-433-7203 • www.rae-bon.com • reddoor@rae-bon.com

JANUARY 2020

Sun	Mon	Tue	Wed	Thu	Fri	Sat
			1 Shop Closed Happy New Year!	2	3	4
5	6	7 Sew Creative: Clam Up Pouch 1 - 4 pm or 6 - 9 pm	8 Beginning Quilting Session 1 1 - 4 pm or 6 - 9 pm	9 Sewcial Hour 10 am - 5 pm	10 KimberBell Embroidery Club Noon - 9 pm	11 Youth Sewing: Spa Day Ages 8-15 1 - 4 pm
12	13 Textured to the Nines Pillow 1 - 4 pm or 6 - 9 pm	14 Sewcial Hour 10 am - 5 pm	15 Beginning Quilting Session 2 1 - 4 pm or 6 - 9 pm	16 Tucker University 1 - 4 pm or 6 - 9 pm	17	18 HoopSisters Block of the Month 10 am - 4 pm
19	20 Sewcial Hour 10 am - 5 pm	21 Demo & Dessert 1 pm or 6 pm	22 Beginning Quilting Session 3 1 - 4 pm or 6 - 9 pm	23 Eleanor Wristlet 1 - 4 pm	24 Ombre Table Runner Noon - 5 pm	25 Youth Sewing: Throw Quilt 1 - 4 pm
26	27 HoopSisters Retreat: EmbroidaBlock Accessories Noon - 9 pm	28 Beginning Sewing: Zippered Bag 1 - 4 pm or 6 - 9 pm	29 Beginning Quilting Session 4 1 - 4 pm or 6 - 9 pm	30 I am a Maker Table Top Display 1 - 4 pm	31 Sewcial Hour 10 am - 5 pm	

CLASSES

BEGINNING QUILTING

Wednesday, January 8, 15, 22, & 29: 1:00-4:00 pm
or 6:00-9:00 pm

Saturday, February 1 & March 7: 10:00 am-4:00 pm

At the end of the 4 sessions (or two Saturday Sessions), you will have learned the basic skills of quilt making: fabric selection, rotary cutting, accurate piecing, adding borders, quilting, and binding. Come to the first class with your supplies or you can come early and purchase right before class starts. We will be cutting fabric and sewing during the first class. There will be homework to be prepared for the next session. 20% discount will be given for purchases listed on the supply list. Supply list will be given when you register for the class. No experience necessary. Bring your own machine. Class fee is \$75 plus supplies and book.



BEGINNING SEWING: ZIPPERED BAG

Tuesday, January 28:
1:00-4:00 pm or 6:00-9:00 pm

If you have little to no sewing experience, this class is for you! In this class, you'll learn basic straight stitching, how to install a zipper, and how to topstitch while making a zipper bag. The class fee is \$40 and includes all supplies, use of a Baby Lock machine and tools needed. You'll be able to make the bag your own by selecting your own fabric and label. If you would prefer, you can bring your own sewing machine. You must know basic operation of the machine prior to class. This class will teach basic sewing and construction techniques, not how to use your particular machine. Please see the section on New Owners Classes if you are interested in a class on operating your sewing machine. Class is open to those 16 and older.



CLAM UP ZIPPERED POUCHES

Tuesday, January 7:
1:00-4:00 pm or 6:00-9:00 pm

Zippered pouches in five sizes are perfect for storing and carrying makeup, sewing supplies, tech gear, and more. You may quilt the fabric or leave it unquilted and add optional iron-on vinyl laminate for a wipe clean interior. Double Sided Zippers and handy grab tabs make the bags easy to open wide. We'll be making a medium Clam Up bag in class. Class fee is \$20. You will also need to purchase supplies and the pattern. Bring your sewing machine or borrow one of ours. Class is free for those in the Sew Creative Club.



DEMO & DESSERT

Tuesday, January 21: 1:00 pm or 6:00 pm

We'll provide a tasty dessert while you learn about new products, machines, or fabrics that have arrived in the past month. Receive a 10% discount on any new items highlighted that day.



ELEANOR WRISTLET AND NEEDLE KEEPER

Thursday, January 23:
1:00 pm - 4:00 pm

Join us to make a wristlet bag for taking your projects on the go with you! The little bag would also make a great gift filled with a few soaps or lotions. The pattern also includes instructions for making a knitting needle keeper (Keeps your stitches on the needles when your not working on your project.) Class fee is \$20. You will also need to purchase supplies and the pattern. Bring your sewing machine or borrow one of ours.



HOOPSISTERS BLOCK OF THE MONTH: MOROCCAN SUNSET

Saturday, January 18:
Classroom open
from 10:00 am - 4:00 pm

Moroccan Sunset is a medallion quilt with intricate flying geese, curves, and beautiful decorative stitching. But it couldn't be easier because the entire quilt top is completed in the hoop! At the end, you wouldn't even need to send the quilt off to the quilter because all the quilting is completed in the hoop! Once all the blocks are completed you will combine them with HoopSisters unique sashing technique to finish off all the edges. Following HoopSisters recommended backing colors you will end up with a reversible quilt. Join us in the classroom to work on this month's blocks. If you haven't signed up yet, there's still time to join in the fun!



HOOPSISTERS RETREAT: EMBROIDABLOCK ACCESSORIES



Monday, January 27:
Classroom open from
Noon - 9:00 pm

Each month we have a new collection of projects from HoopSisters organized around a theme. In January, we're stitching out

EmbroidaBlock Accessories: Block Tote, Rotary Cutter Case, and Trimmer by George 2.0 Case. The classroom will be open from Noon-9:00 pm to stitch up the projects with friends. Kits are available for all the projects.

"I AM A MAKER" TABLE TOP DISPLAY

Thursday, January 30:
1:00-4:00 pm

Are you a maker who enjoys creating things? Then you'll want this framed sewing machine and "I am a Maker" candle mat for your creative space. In this class we'll be working with wool felt and fabric to make a cute little framed picture and a candle mat. No sewing machine needed for this project. You'll learn three easy hand stitches for assembling. Class fee of \$45 includes all supplies, pattern, and class instruction. No charge for those that bring their SewBusy Box Kit.



KIMBERBELL EMBROIDERY CLUB

Friday, January 10:
Classroom Open from
Noon-9:00 pm

Make a new project each month of 2020 with KimberBell. Club members can bring in their embroidery machines and stitch with us on the 2nd Friday of each month. The classroom will be open from Noon - 9 pm. Cost for all 14 projects is \$60. Bring your jump drive in each month to receive the design. You will also need to bring a 5x7 or 6x10 hoop and an empty bobbin.



Club members receive 20% off all embroidery CDs and 10% off all stabilizers on the 2nd Friday of each month.

In January, we'll be making the lace envelopes. The cost of the club is \$60 and includes 14 exclusive club designs. Kits are also available each month.



OMBRE TABLE RUNNER

Friday, January 24: Noon - 5:00 pm

Does working with ombre fabric make you nervous? In this class, we'll teach you how to cut the ombre fabric, organize all your squares, and sew up a gorgeous reversible runner. Class fee is \$20. You will also need to purchase supplies and the book, Ombre Quilts. A supply list will be given upon registration.

TEXTURED TO THE NINES PILLOW

Monday, January 13:
1:00-4:00 pm or 6:00-9:00 pm


In this class, you'll learn three different blocks made by folding fabric. The blocks are then assembled into a gorgeous 12" pillow. Class fee is \$20 plus supplies and pattern. Class is free for those who received a November 2018 SewBusy Box.



TUCKER UNIVERSITY: RAPID FIRE LEMOYNE STAR

Thursday, January 16:
1:00-4:00 pm or 6:00-9:00 pm

A tool and technique that will allow you to quickly, easily, and accurately piece traditional Lemoyne Star blocks in 10 different sizes! The block units are strip pieced, assembled without using any Y seams, and pieced slightly oversized so you can trim to the exact dimensions. Supply list given upon registration. Class fee is \$20.



SEWCIAL HOUR

Never enough time to get everything done? Join us to sew with friends (or make some new ones). The classroom is open for you to work on any unfinished projects (or start a new one).

Bring your machine and project to work on. Advance registration is required to reserve your spot.

Thursday, January 9: 10 am-5 pm
Tuesday, January 14: 10 am-5 pm
Monday, January 20: 10 am-5 pm
Friday, January 31: 10 am-5 pm



Is there something you'd like to learn?!

Get together a group of 2 or more friends and we would be happy to setup a class date and time just for you.

YOUTH SEWING: SPA DAY (AGES 8-15)

Saturday, January 11: 1:00-4:00 pm

It's time for a new year, and time to take time for yourself! Come to the Youth Sew class in January, and we will be making a sleep mask and cleanser pads! What



could be better than a little bit of pampering? Class is limited to the first 6 students. See you then! Class fee of \$25 includes all project supplies and use of a Baby Lock machine. While not required, parents or grandparents are welcome to come assist their budding sewer.

NEW OWNERS CLASS

Explore the features and stitches of your new sewing machine. You will stitch samples, learn the functions of your machine, and basic cleaning. Open to Baby Lock, Pfaff, and Viking owners. No charge for machines purchased at Rae-Bon; \$50.00 for others. Bring your machine, accessory feet, foot control, power cord, spool of thread, and bobbin.

A new owners class is also available to learn the basics of machine embroidery. No charge for machines purchased at Rae-Bon; \$150 for others. New Owners Classes are by appointment. Please call the shop at 433-7203 to register.

CLASS POLICIES

Call or stop in to sign up and pay for the class of your choice. Class fee is due when you register. Phone registrations (701-433-7203) accepted only with a credit card payment.

The class supply list will be available when you register and pay for the class. Supplies are not included in the class fee unless otherwise specified. Please have supplies purchased before class. Kits required are available at the store. No photocopied or sharing of patterns or books will be allowed in classes.

We consider your enrollment to be a commitment by you to take the class and we in turn make a commitment to the instructor. No cancellations are allowed on classes. Thank you for not asking us to make exceptions.

Your sewing machine or serger must be in top working condition before you arrive at class. Students whose equipment is not working properly disturb and slow down the class. We service all brands of machines and sergers so come see us prior to the start of the class.

Do you like a challenge with a little more structure? Than this is the challenge for you. Everyone will be using the same pattern, "Handwork Take Along Clutch." but designing their own cover. Use any technique you'd like: applique, embroidery, fabric dying, English paper piecing, etc. to decorate the outside of your clutch. It's up to you!

The rules are simple:

- Purchase the pattern "Handwork Take Along Clutch" from Rae-Bon Sew & Quilt Shop
- Bring in your completed clutch by Saturday, February 8.

After February 8, clutches will be on display for two weeks for customers to vote on their favorite. The winner will receive a \$50 gift card.



Clutch Challenge

Challenge Time!

5th Saturday Challenge

Pick up a challenge bag in the shop and create something beautiful for the 5th Saturday Challenge. Challenge bags will have from 2-8 pieces of fabric of various amounts. It's a surprise! Everyone will receive the same challenge bag, so you're all working on a level playing field.

The rules are simple:

- Your creation must use every piece of fabric in the bag, but you can use any amount of the fabric. So use it all or use the tiniest piece you can cut - it's up to you. You can also add your own fabric.
- Turn in your completed project by the next 5th Saturday - February 29, 2020

It's up to you what kind of project you want to make. Any creation, any size, a published pattern or original design. The only limit is your imagination.

After February 29, projects will be on display for two weeks for customers to vote on their favorite. The winner will receive a \$50 gift card.



Zen Chic
JUST RED

FABRIC ARRIVING




in January



**ON THE
LIGHTER
SIDE**



Alison Glass
**SUN PRINT
2020**





QUILTING WITH PIZZAZZ!

FEATURING JOAN FRIEDRICH

MAKE 7 PROJECTS IN 3 DAYS!

MARCH
19-21

9 am-5 pm

COUNTRY INN
& SUITES

\$349

We'll use a multitude of different functions on the sewing & embroidery machines to create seven fun projects. Techniques you'll learn include in the hoop quilting, super easy drunkards path (no pinning!), appliquéing with ease, & more!

Projects include: In the Hoop Purse, Scallop Table Runner, Dollie Placemat, Tablet Keeper, Drunkards Path Wall Hanging, Applique Skinny Runner, and Cork Change Purse.

Most supplies included. Just add thread! Lunch will also be provided all three days. Everyone will go home with a USB stick with design files and video tutorials. If you do not own a Baby Lock embroidery machine, we'll provide a machine for you. Free machine cleaning provided for those who bring their own machine.

**EARLY BIRD PRICING-ONLY \$299
IF YOU SIGN UP BY FEBRUARY 8**



PIECED BLOCK OF THE MONTH

ELIZABETH HARTMAN'S SPECTACULAR SAVANNA

Of this quilt Elizabeth Hartman says, "The animals of the African Savanna are amazing and iconic and I had so much fun turning some of them into patchwork blocks!" This 64" x 84" sampler quilt is made using conventional patchwork techniques. All pieces are square or rectangular except the rhino's horn, which is made using a cutting guide and a shortcut piecing technique similar to Lisa the Unicorn's horn or Norm and Nanette's hats.


This block of the month is available in the exact fabrics used by Elizabeth Hartman and feature her Adventure line, Kona solids, and Essex cotton/linen blend.

Starts in January

10 month program

\$19 per month

Book and fabric for top and binding are included with the monthly fee.



EMBROIDERY BLOCK OF THE MONTH

HOOPSISTERS'S MOROCCAN SUNSET

Moroccan Sunset is a medallion quilt with intricate flying geese, curves, and beautiful decorative stitching. But it couldn't be easier because the entire quilt top is completed in the hoop! At the end, you wouldn't even need to send the quilt off to the quilter because all the quilting is completed in the hoop! Once all the blocks are completed you will combine them with HoopSisters unique sashing technique to finish off all the edges. Following HoopSisters recommended backing colors you will end up with a reversible quilt.

The quilt is available in multiple sizes. You will receive 5", 6", 7", 8", and 9" blocks. The bigger the block you select the larger the quilt will be. The designs are also available in all machine formats. Select your own fabrics to make this

quilt truly unique. You will receive a yardage chart when you sign up. An optional border CD is available for \$69.99 to complete the quilt as pictured.

Starts in January

10 month program

\$199

Bring your embroidery machine and sew with us!
Optional Shop Sewing Day: 3rd Saturday of the Month

We want to see you finish these quilts!

**Bring in your finished block on the
3rd Saturday of the Month and receive a PRIZE!**



HOOPSISTERS'S RETREATS ***12 MONTHS OF PROJECTS***

HoopSisters has designed a ton of new fun projects for 2020. Each month we'll have a new set of three projects based on a theme like Game Room, Tis the Season, Kids Play Room, In the Kitchen, and more! You can sign up for only the months you are interested in, sign up a quarter at a time, or sign up for the full year.

Bring your embroidery machine and sew with us!
Optional Shop Sewing Day: 4th Monday of the Month
Classroom is open from Noon - 9 pm

Monthly Retreat: \$39

Per Quarter: \$99

Each retreat is only \$33.

All 12 Retreats (full year): \$299

Each retreat is only \$25!

The first quarters projects are featured on the next few pages. Stop in the shop or visit our website to see all the projects.

HoopSisters

SEE WHAT YOUR EMBROIDERY
MACHINE CAN REALLY DO



Hoop Sisters
SEE WHAT YOUR EMBROIDERY
MACHINE CAN REALLY DO

EMBROIDABLOCK ACCESSORIES RETREAT

*Block Tote, Rotary Cutter Case, &
Trimmer By George 2.0 Case*

Sisterhood
Retreats





HoopSisters
SEE WHAT YOUR EMBROIDERY
MACHINE CAN REALLY DO

IN THE KITCHEN RETREAT

Apron, Pot Holder Pinchers, & Fridge Magnets

Sisterhood
Retreats





HoopSisters
SEE WHAT YOUR EMBROIDERY
MACHINE CAN REALLY DO

OUT TO BRUNCH RETREAT

Out To Brunch Bag, Tissue Holder, & Wallet

Sisterhood
Retreats





Embroidery Club 4

14 Projects Included

Make a new project each month of 2020 with KimberBell. Club members can bring in their embroidery machines and stitch with us on the 2nd Friday of each month. The classroom will be open from Noon - 9 pm. Cost for all 14 projects is \$60. Bring your jump drive in each month to receive the design.

Club members receive 20% off all embroidery CDs and 10% off all stabilizers on the 2nd Friday of each month.





FROM JANUARY 1ST TO 31ST

Winter Attic SALE

UP TO
80%
OFF

This January, we're answering the question, "What's cooler than being cool?", with CHILLING DEALS on Anita Goodesign favorites including **All Access Back Issues**, **Full and Mini collections**, **Anita's Express Projects**, and even **Large Releases**! These "ice cold" SAVINGS are available until the end of January. Stop in early for the best selection.

KOALA STUDIOS FLOOR MODEL SALE

save up to

30% off
MSRP

while supplies last

January 1-February 29, 2020

