


Rae-Bon Sew & Quilt Shop

SPOOLS OF NEWS

August 2020

for the sewist in the know

NEBULA BLOCK OF THE MONTH



Journey to the stars by being a part of the Nebula Block of the Month by Jaybird Quilts. This collaboration between Jaybird Quilts and FreeSpirit Fabrics features Tula Pink True Colors, Solids, and HomeMade fabrics. The program will run January 2021 through October 2021.

The Nebula Block of the Month design features 9 unique blocks all created with the Hex N More and Super Sidekick rulers from Jaybird Quilts. There are no pesky Y seams! Each month you'll create two blocks of the same

design. Creative fabric placement will make your quilt appear to have 18 different blocks.


The block of the month includes 81 fabrics from Tula Pink True Colors, Tula Pink Solids and HomeMade fabrics needed for the 96" x 97" quilt top and binding. The Jaybird Quilts Booklet, Nebula, that is included in the program includes full-size templates.

The Nebula pattern includes complete directions for finishing a large lap, queen, and king size quilt. Each size is made with the same 18 blocks in the same size and layout. You can choose your finished size after the blocks have been made. The Block of the Month kit focuses on the Queen size. But, with a bit more fabric you can make a King (not included in the kit). Add to your stash or create a scrappy back with the leftover fabric when you make the large Lap size. The choice is yours.

Sign up today for \$25. **Sign up by July 31 to ensure your spot and receive a bonus swag project bag exclusively designed by Tula Pink.** The monthly cost will be \$30 and the 10th month is free!




Store Hours: Monday-Friday: 10am-5:30 pm • Saturday: 10am-4pm • Sunday: Closed
3060 25th St SW Fargo, ND • 701-433-7203 • www.rae-bon.com • reddoor@rae-bon.com




**CAMP
JOY**

FABRIC ARRIVING *in August*



PRIMITIVE GATHERINGS
**FARMHOUSE
FLANNELS II**



LESLIE TUCKER JENISON
**WAREHOUSE
DISTRICT**



A little birdie told me a
Kimberbell *mystery* is coming...



Join the mystery!



A little birdie told me there's a mystery in the air!
Kimberbell's Love Notes Mystery Quilt is coming August 3, 2020!

Available for both sewing and machine embroidery!

We will distribute the new Love Notes (envelopes with instructions) over five consecutive weeks. You will be able to anticipate, discover, and stitch that week's section of the quilt while looking forward to seeing how it all comes together at the very end. (Customers can pick up a new envelope in our store or we will mail them once a week)



It's a MYSTERY! But here is what we do know...

- The quilt measures 40" x 40".
- It's going to be KIMBERBELL CUTE!

Your kit includes: the entire fabric kit to complete the top and binding, the embellishment kit, and the sewing patterns and/or design CD.

Patterns for Machine Embroidery and Sewing

contain 5 envelopes to be given out once a week during the Sew-Along, August 3-31, 2020.

The Sewing Machine fabric kit, embellishment kit, sewing pattern is \$ 129.99.

The Machine Embroidery fabric kit, embellishment kit, patterns and machine embroidery CD is \$159.99.



**Sign up by August 3 and be entered to win
a "Little Birdie Told Me" Pillow Cover Kit.**

**We've got two color ways so
that means two lucky winners!**

AUGUST 2020

| Sun | Mon | Tue | Wed | Thu | Fri | Sat |
|-----|--|---|--|--|--|---|
| 2 | 3 | 4 Glo & Go 1-4 pm or 6-9 pm | 5 Beginning Quilting Session 1 1 - 4 pm | 6 | 7 Sewcial Hour 10 am - 5 pm | 8 |
| 9 | 10 Cedar Mills Block of the Month Demo 1 pm in shop & on Facebook | 11 Wonder Flutters 1 - 4 pm or 6 - 9 pm | 12 Beginning Quilting Session 2 1 - 4 pm or 6 - 9 pm | 13 Westalee Ruler 1 pm or 6 pm | 14 KimberBell Embroidery Club Noon - 8 pm | 15 Youth Sewing: Hanging Door Pocket Ages 8-15 1 - 4 pm |
| 16 | 17 Intro to Paper Piecing 1-4 pm or 6-9 pm | 18 Laminated Candy Pouch 1 - 4 pm or 6 - 9 pm | 19 Beginning Quilting Session 3 1 - 4 pm | 20 Sewcial Hour 10 am - 5 pm | 21 King's Dash Quilt Noon - 5 pm | 22 |
| 23 | 24 HoopSisters Retreat: Reading Nook Noon - 8 pm | 25 | 26 Beginning Quilting Session 4 1 - 4 pm or 6 - 9 pm | 27 Fit, Fashion, & Fun 10 am - 6 pm | 28 Fit Doctor: Top Workshop 10 am - 5 pm | 29 Fit Doctor: Pants Workshop 10 am - 5 pm |
| 30 | 31 Beginning Sewing 1-4 pm or 6-9 pm | | | | | |

CLASS POLICIES

Call or stop in to sign up and pay for the class of your choice. Class fee is due when you register. Phone registrations (701-433-7203) accepted only with a credit card payment.

The class supply list will be available when you register and pay for the class. Supplies are not included in the class fee unless otherwise specified. Please have supplies purchased before class. Kits required are available at the store. No photocopied or sharing of patterns or books will be allowed in classes.

We consider your enrollment to be a commitment by you to take the class and we in turn make a commitment to the instructor. No cancellations are allowed on classes. Thank you for not asking us to make exceptions.

Your sewing machine or serger must be in top working condition before you arrive at class. Students whose equipment is not working properly disturb and slow down the class. We service all brands of machines and sergers so come see us prior to the start of the class.

CLASSES

**PLEASE NOTE SOME INSTRUCTORS REQUIRE MASKS IN THEIR CLASSES.
THIS IS NOTATED IN EACH CLASS DESCRIPTION. NO EXCEPTIONS WILL BE MADE.**

BEGINNING QUILTING

Wednesday, August 5, 12, 19, & 26:
1:00-4:00 pm or 6:00-9:00 pm

Wearing a mask is required for this class.

Do you want to learn to quilt or improve your skills? This is the class for you; no experience needed. At the end of the 4 sessions, you will have learned the basic skills of quilt making: fabric selection, rotary cutting, accurate piecing, quilting, and binding. In the first class, we'll be discussing tools and selecting fabrics. A 20% discount will be given on supplies purchased during the first class. We want to make sure your quilt is completed at the end of the four sessions, so there will be homework each week. Bring your own machine. Class fee is \$75 plus supplies and book, *New Patchwork & Quilting Basics*.



BEGINNING SEWING: LINED DRAWSTRING BAG

Monday, August 31: 1:00-4:00 pm or 6:00-9:00 pm

Wearing a mask is required for this class.



If you have little to no sewing experience, this class is for you! While making this bag, you'll learn rotary cutting skills, boxing corners, and how to insert a drawstring. This is the second project of 12 from the book, *School of Sewing*. We'll be working through all of the projects in the coming months. The book is a great reference guide as you learn the basics to sewing and purchase is required for class. The class fee is \$30 and includes all fabric and supplies needed (with the exception of the book). You'll have 10 minutes at the beginning of class to select your fabrics, so feel free to arrive early if you want more time to select your three fabrics. Bring your own sewing machine or borrow one of ours. Class is open to those 16 and older.

CEDAR MILLS

Monday, August 10: 1 pm in the shop
and Live on Facebook

Wearing a mask is required for this class.

Would you like to improve your accuracy as you stitch up the Cedar Mills Block of the Month? Each month we will demonstrate the technique and rulers used for the monthly block. We'll also provide modified fabric cutting instructions if you'd like to use the featured ruler. In August, we'll be reviewing half square triangles and four patches with this month's block.



GLO & GO

Tuesday, August 4:
1:00-4:00 pm or 6:00-9:00 pm

Wearing a mask is required for this class.

This handy folding wrap has a strap closure and coordinating zippered bag. Iron-on vinyl interfacing makes an easy-to-clean lining, and mesh and vinyl pockets provide plenty of storage options.

Learn techniques for attaching the vinyl interfacing, working with Soft and Stable, sewing with mesh and vinyl, and installing zippers. Class fee is \$20. Registration fee is waived for those in the Sew Creative Club. You will also need to purchase supplies and the pattern.



HOOPSISTERS RETREAT: READING NOOK

Monday, August 24:

Classroom open from Noon - 8:00 pm

Join us to stitch the Reading Nook Retreat. The retreat includes a READ Wall Hanging, Ampersand Pillow, and Magnetic Bookmark. The classroom will be open from Noon-8:00 pm to stitch up the projects with friends. Kits are available upon request. Retreat fee is \$39.



INTRO TO PAPER PIECING: SPOOL NOTEBOOK COVER

Monday, August 17:

1:00 - 4:00 pm or 6:00 - 9:00 pm

Wearing a mask is required for this class.

Paper Piecing is a great way to obtain very accurate piecing especially with small pieces of fabric. Join us to learn how to paper piece or improve your skills while stitching up this spool notebook cover. Class fee is \$20. You will also need to purchase supplies and the book, New Patchwork and Quilting Basics. Bring your sewing machine or borrow one of ours.



KIMBERBELL EMBROIDERY CLUB

Friday, August 14:

Classroom Open from Noon - 8:00 pm

Make a new project each month of 2020 with KimberBell. Club members can bring in their embroidery machines and stitch with us on the 2nd Friday of each month. The classroom will be open from Noon - 8 pm. Cost for all 14 projects is \$60. Bring your jump drive in each month to receive the design. Club members receive 20% off all embroidery CDs and 10% off all stabilizers on the 2nd Friday of each month.



Just in time for back to school, we're stitching up the Write Now Pencil Pouch. From the eraser top to the pointed lead tip, each part of the pencil is made from a different fabric color with the grey zipper a functional element of the textured "metal" band. Fully lined with no raw seams, the pencil pouch is quilted completely in-the-hoop. Available in three sizes, the Write Now Pencil Pouch, has your school and office supplies all zipped up! Kits available upon request.

KING'S DASH QUILT

Friday, August 21: Noon - 5 pm

Wearing a mask is required for this class.

A royal refresh on the traditional Churn Dash quilt block turns ordinary triangles and rectangles into an entrancing optical illusion. Class fee is \$20. Kit purchase required for class. Bring your sewing machine or borrow one of ours.



LAMINATED CANDY POUCH

Tuesday, August 18:

1:00 - 4:00 pm or 6:00 - 9:00 pm

Come and see how everyday packaging can be reused to create something brand new, practical, and cute! In this class, we will be making a candy bag zipper pouch. Class fee is \$20 and includes the pattern. You will also need to purchase supplies. Bring your sewing machine or borrow one of ours.



WESTALEE RULER: 6" SPIRAL ON DIZZY GEESE BLOCK

Thursday, August 13:
1:00 - 4:00 pm or 6:00 - 9:00 pm

Get inspired to finish all your quilt tops at home with the Westalee Design Quilting Template Club. Each month we'll teach you how to use a different quilting template with the Westalee Ruler Foot.



During each class session, we'll demo how to use the template. You'll bring in your sewing machine for an opportunity for hands on practice with our instructors guidance. Then you'll go home with the month's template, printed instructions, access to instructional video by Westalee Design, and the pattern for piecing that month's quilt block. You'll also receive three additional quilting designs that would look great on that month's quilt block. A full year membership is \$450 or a quarterly membership is \$150. You must be a member of the club to register for class.

To each class you will need to bring your sewing machine, extension table, Westalee ruler foot, two 8" square quilting sandwiches, Aurifil or Mettler thread, and a Frixion pen.

WONDER FLUTTERS TABLE RUNNER

Tuesday, August 11: 1:00-4:00 pm or 6:00-9:00 pm

The Wonder Curve Ruler from Sew Kind of Wonderful makes it easy to cut and piece a combination of curved blocks. Learn how to use this ruler and stitch up butterfly blocks to make the Wonder Flutters Table Runner. Class fee is \$20. You will also need to purchase supplies and the Wonder Curve Ruler (pattern included with the ruler). Bring your sewing machine or borrow one of ours.



YOUTH SEWING: HANGING DOOR POCKET (AGES 8-15)

Saturday, August 15: 1:00-4:00 pm

If your mom is constantly finding things that belong in your room just hanging around the house, then this is a project for you! Come and sew a pocket that hangs on your door so you can keep your small stuff in it or your mom can put your stuff in it for you to help you keep track of it.

Class is limited to the first 6 students. Class fee of \$25 includes all project supplies and use of a Baby Lock machine. While not required, parents or grandparents are welcome to come assist their young sewer.



NEW OWNERS CLASS

Explore the features and stitches of your new sewing machine. You will stitch samples, learn the functions of your machine, and basic cleaning. Open to Baby Lock, Pfaff, and Viking owners. No charge for machines purchased at Rae-Bon; \$50.00 for others. Bring your machine, accessory feet, foot control, power cord, spool of thread, and bobbin.

A new owners class is also available to learn the basics of machine embroidery. No charge for machines purchased at Rae-Bon; \$150 for others. New Owners Classes are by appointment. Please call the shop at 433-7203 to register.

SEWCIAL HOUR

Never enough time to get everything done? Join us to sew with friends (or make some new ones). The classroom is open for you to work on any unfinished projects (or start a new one).

Bring your machine and project to work on. Advance registration is required to reserve your spot.

Friday, August 7: 10 am-5 pm
Thursday, August 20: 10 am-5 pm



Judy Kessinger started her career owning and operating a small retail fabric store in Louisville, Kentucky. She traveled nationwide holding seminars for Hancock Fabrics for over 25 years, designed costumes for national and international figure skaters and created a fast and easy way to conquer fitting problems for that field. Judy's next goal was to make stress-free sewing with simple solutions for fitting. Her personal style included many relaxed, comfortable but well fitted outfits. In her search for the "perfect" pattern she decided to use her experience and create the system herself. The Master Tops and Master Pants patterns were born! Once you FIT the basic pattern, you can build and create an entire wardrobe on those two patterns. She is known by many as the Fit Doctor, curing the ills of the sewing "blues". Sewing is the easy part but it's the FITTING that makes garments come alive and compliment the body instead of just covering it!



The event will be held at Country Inn & Suites.

Fit, Fashion, & Fun

Thursday, August 27 from 10 am - 6 pm

\$50 includes measuring by Judy and a personalized miniature pattern.
Lunch is also provided.

Garment sewing is the easy part, but it's fitting that makes garments come alive and compliment the body instead of just covering it. This is where the fit doctor, Judy Kessinger, comes in. This is NOT couture sewing or making a sloper—this is how to “fit” the easy way to create and design the clothes we all wear every day!

Top Fitting Workshop

Friday, August 28: 10 am - 5 pm

\$149 includes the Fit Nice Master Top Pattern (a \$40 value). Lunch is also provided.

In this day-long class, you'll be measured, draft your top pattern, and sew up a top that will fit you perfectly. You can use this pattern to make a variety of top styles. HANDS-ON CLASS - bring your machine and accessories. Supply list will be given at registration.

Pants Fitting Workshop

Saturday, August 29: 10 am - 5 pm

\$149 includes the Fit Nice Master Pants Pattern (a \$40 value). Lunch is also provided.

In this day-long class, you'll be measured, draft your pants pattern, and sew up a pant that will fit you perfectly. You can use this pattern to make pants, jeans, Capris, and shorts. HANDS-ON CLASS - bring your machine and accessories. Supply list will be given at registration.

Attend all 3 days
for \$299!

Seats are
Limited! Sign up
today!



VALLEY SHOP HOP & QUILT SHOW

September 11-19, 2020

* Most Shops are not open Sunday, September 13

This year we're combining two of your favorites a **shop hop** and a **quilt show**! Each shop on the hop will be displaying beautiful quilts entered by your fellow hoppers. A Viewer's Choice Award will be awarded based on your votes!

Pick up your passport at the first shop. At each shop you'll be able to draw for a discount.

Visit all six shops and receive a Steamfast Travel Steam Iron when you turn in your passport.

Embroidery Plus Quilt Shop, Grafton
Mary's Quilt Market, Arthur
Quilt Essential, Devils Lake
Quilter's JEM, Grand Forks
Rae-Bon Sew & Quilt Shop, Fargo
Sew On & Sew North, Langdon

VALLEY SHOP HOP & QUILT SHOW

September 11-19, 2020


Enter your Quilt in the Show!

Entry Form Due
Saturday, August 29

Viewers will vote on their favorite large and small quilt. The winner in each category receives a \$20 gift certificate from each of the 6 participating shops! Pick up an entry form at a participating shop or enter online (<https://rb.gy/tr1av8>)

Embroidery Plus Quilt Shop
Mary's Quilt Market
Quilt Essential
Quilter's JEM
Rae-Bon Sew & Quilt Shop
Sew On & Sew North





A Whole World Awaits

Learn essential embroidery techniques, including how to choose the right stabilizer, hooping placement, and more from an embroidery expert. You will also learn how to create exciting project techniques like freestanding lace, tiling scenes, applique, quilting, and in the hoop projects. You'll be inspired by the beautiful embroidery samples and projects, and you'll learn tips to make your embroidery stress free and fun! The seminar is perfect for embroiders of all skills levels and embroidery machine types.

What's included?

- Learn new embroidery tips and techniques
Informative stabilizer education-learn which stabilizer to use for any project or fabric
- Behind the scenes look into the OESD embroidery design process
- Trunk show of beautiful embroidery projects
- Door prizes and giveaways
- Good bag valued at over \$200 with fun sewing & embroidery items.
- Exciting design and project offerings available only to World of Embroidery Attendees

Thursday, September 10
Country Inn & Suites

\$99 registration fee includes lunch and a Goody Bag valued at over \$200

Save by signing up for both OESD Events:
Only \$299 when you sign up for Welcome Home with Baby Lock
and World of Embroidery

Welcome Home with

A TWO DAY MACHINE EMBROIDERY EVENT



MAKE 6 BEAUTIFUL PROJECTS

Welcome Home with Baby Lock is a fun, hands-on event for embroidery enthusiasts of all Skill Levels! Welcome Home is a Baby Lock exclusive event that utilizes top-of-the-line machine features and cutting edge techniques.

BONUS - EVENT ONLY DESIGNS



Friday, September 11 & Saturday, September 12

Country Inn & Suites

\$249 registration fee includes all supplies (fabric, stabilizer, thread, and embroidery designs), use of a Baby Lock Embroidery Machine, and lunch on both days.

Save by signing up for both OESD Events:

Only \$299 when you sign up for Welcome Home with Baby Lock and World of Embroidery

Inspired by Hope Yoder

Embellish®

outside the LINES
Hands-On Embroidery Event

Everything Included
For Only \$299⁹⁹

Fabulous Flamingo



OR

Lovely Llama



Create The Flamingo or Llama At The Event,
Create The Other At Home!



Free Bag of Goodies Worth \$200 Upon Attending

Call 701-433-7203

**3 Days For
More Learning
More Creating
More Fun!**

- Collage Embroidery
- Mylar Embroidery
- Heat Transfer Foil
- Background Blending
- 3D Chenille Texture
- Meals Provided

Hands-On Class

October 29th - 31st, 2020

10:00 AM - 5:00 PM

Don't own an embroidery machine? Talk to us about borrowing one for the event.

Location

RAE-BON SEW & QUILT SHOP

3060 25th Street S • Fargo, ND 58103



Limited Seats Available, Register Today At:
www.rae-bon.com





© 2020 moda fabrics • all rights reserved

moda
FABRICS • SUPPLIES®

Celebrating 45 years of
Moda Fabrics & United Notions!

2020 GRUNGE BASICGREY® CONTEST

Calling on quilters to create a project using Grunge fabrics and submit entries to their local fabric shop for display and voting. Each shop will submit their most Grunge-tastic quilt to Moda for judging and you could win a prize!

Quilts must be turned into
Rae-Bon by August 29.

Customers will vote on
their favorite and the
quilt selected will be
submitted to Moda

PRIZE AWARDS

First Place \$2,000

Second Place \$1,000

Third Place \$750

All three winning quilts will
be displayed in the Moda
booth at Fall Quilt Market 2020!

RULES

1. Quilt top and backing must contain **only** Moda Grunge brand fabrics—Grunge, Grunge Metallics, Grunge Seeing Stars, and Grunge Hits the Spot.
2. Any type of piecing, quilting, embroidery, thread art, etc. can be used. Original work only, no quilts from patterns will be accepted.
3. The total perimeter of the quilt should measure 240" total or less.
4. Quilts must be fully completed, quilted, and bound. No quilt tops will be accepted.
5. Quilts must be labeled with Maker's and Quilter's name, city, and contact information.
6. There is no limit to the number of entries per individual.





The *performance icon*™ fully compliments the capabilities of a dedicated sewist and quilter. Express your creative individuality with uncompromising precision.

Market's largest workspace under the arm and sewing head for a better view of large projects, like quilts

LED lighting is perfectly positioned to eliminate shadows

Experience enhanced, precise feeding with all types of fabric with our Enhanced Original IDT™ system — Integrated Dual Feed — a must have feature for the modern quilter



performance icon™
top-of-the-line sewing machine

[GET DETAILS](#)

Offer valid August 1-31, 2020.

PFAFF, PFAFF PERFECTION STARTS HERE, IDT and PERFORMANCE ICON are trademarks of KSIN Luxembourg II, S.à.r.l. ©2020 KSIN Luxembourg II, S.à.r.l. No prior purchases. Cannot be combined with any other offers or discounts. All rights reserved. All pricing decisions are at the sole discretion of the retailer. Prices are suggested and may vary by location.



PFAFF
Perfection starts here.™

DIY *Create...*

**NEW BEGINNINGS &
NEW MEMORIES**

creative icon™

top-of-the-line sewing & embroidery machine



\$500

MAIL-IN REBATE



FREE

Large Universal
Roller Bag

\$340 value
With purchase.



50% off

**PREMIER+™ 2 ULTRA
or ULTRA UPGRADE
Software**

Boxed only.
With purchase.

800+ built-in
embroidery designs

Access 5,000+ additional
embroidery designs with an
optional subscription to the
mySewnet™ Library!

Create a one of a kind look
with exclusive Floating Stitches

Add dimensional elements
with Triple Ribbon Stitches

GET DETAILS

Offer valid August 1 - September 30, 2020.

PFAFF, PFAFF PERFECTION STARTS HERE, CREATIVE ICON, MYSEWNET and PREMIER+ are trademarks of K+SIN Luxembourg II, S.a.r.l. ©2020 K+SIN Luxembourg II, S.a.r.l. No prior purchases. Cannot be combined with any other offers or discounts. All rights reserved. All pricing decisions are at the sole discretion of the retailer. Prices are suggested and may vary by location.

Sew Much Stuff

**SALE
EXTENDED!**
Aug. 1 - Aug. 31
Only

With Purchase of

EPIC™ 980Q

Top-of-the-Line Sewing Machine



Large Universal Roller Bag



Extension Table
with Adjustable Guide



Quilt Binder



Free Motion Ruler Foot



INSPIRA™ Ruler Foot
Template Collection



HUSQVARNA® VIKING®
Accessory Tote



INSPIRA™ Rayon
Thread Gift Set



INSPIRA™
Catch-all

*Bundle Valued Over \$1,000**



*While supplies last. The Sew Much Stuff Sewing Bundle is free with purchase of the EPIC™ 980Q machine. All pricing decisions are at the sole discretion of the retailer. Limited time only. Valid at authorized HUSQVARNA® VIKING® retailers in USA. No prior purchases. VIKING, EPIC, and INSPIRA are trademarks of KSIIN Luxembourg II, S.a.r.l. HUSQVARNA and the "H" Crown Device are trademarks of Husqvarna AB and are used under license. ©2020 KSIIN Luxembourg II, S.a.r.l. All rights reserved.