

Rae-Bon Sew & Quilt Shop

SPOOLS OF NEWS

November 2023

for the sewist in the know



THREAD PAINTING & FREE MOTION QUILTING— WHAT'S THE DIFFERENCE?

For both thread painting and free motion quilting, you drop the feed dogs on your sewing machine. Without feed dogs, there is nothing to push the fabric forward on your sewing machine. You are now in control of moving your fabric around and determining the stitch length. You will also want to switch to a free motion foot. We prefer the open toe variety, so you can see right where your needle will drop. While the initial process is very similar the actual execution of the two techniques is very different.

With free motion quilting, you are layering a backing, batting, and quilt top together and quilting the three layers by moving your fabric under the needle. Usually you are using a 50 weight or finer cotton thread (but that's not a hard and fast rule—there are no quilt police). Stitching usually complements your quilt top but is not the star of



the show. Free motion quilting is usually not super dense (although it could be) and you will likely not stitch over the same line of stitching more than twice if at all. While you can do any pattern you dream up (and “draw” while moving your fabric), there are a number of common free motion quilting patterns: stipple, pebble, spirals, loops, flowers, and switchbacks. Kelly's free motion quilting class was such a hit in October, that she is

offering the same class again in November.



Thread painting starts out the same, by dropping the feed dogs, but the effect is much different. With thread painting, you are creating a design to be the star of your project. A 40 weight polyester thread is

usually used to really help the thread stand out. The thread is usually layered many times to again help it to stand out. The same thread may be used or multiple colors may be used to add depth and shadowing. Thread painting is usually done on a single layer of fabric with a stabilizer. These items are both hooped in a wooden embroidery hoop. This gives you something to hold onto as you complete your stitching. A pattern can be drawn on the wash away stabilizer to give yourself a guide for stitching or you can just start stitching. Thread painting can be used to create a design to give you the look of embroidery. Or it can also be used to add detailing on an applique like the veins of a leaf. Linda Bratten, a thread painting expert is traveling to Fargo November 10-12 for an event at Country Inn & Suites. She has SEW many tips and techniques to share. You're sure to fall in love with thread painting.



Store Hours: Monday-Friday: 10am-5:30 pm • Saturday: 10am-4pm • Sunday: Closed


Rae-Bon Sew & Quilt Shop will be closed November 23 for Thanksgiving.

3060 25th St SW Fargo, ND • 701-433-7203 • www.rae-bon.com • reddoor@rae-bon.com

Guide to Gadgets

*making your life easier
one gadget at a time*

Gadgets for Thread Painting & Free Motion Quilting



Grid Glider by Sew Steady

Do you wish your quilt slid a little easier over your extension table? The grid glider uses micro suction technology to temporarily adhere to the bed of your sewing machine and extension table creating a slick sewing surface. A hole is already precut for your needle. The grid glider is 12" x 20" but can easily be cut down with scissors if you need a smaller area. This mat is repositionable so when you're done just peel it off and roll it up to store it for next time.



Stick 'N Stitch by Sulky

Draw a design (or print from your computer) onto Stick 'N Stitch. Remove the protective backing and it will stick to right to your fabric without shifting. Once you're done with the stitching, simply wash the stabilizer away. This allows you to draw a design without writing right on your fabric.



Accu-Grip Quilting Gloves




Quilting gloves make it easier for you to control your fabric while quilting. The grips on these gloves cover the palm area leaving the rest of your fingers exposed, so you can still easily thread your needle or answer a text without having to take off your gloves.

Machingers by Quilters Touch

If you prefer a quilting glove with more coverage, machingers are for you. You wear them just like a winter glove, except there is extra grip on the fingertips. They come in four different sizes so everyone can get their perfect fit.







CADENCE


Crystal
Manning

a sampling of NEW FABRIC THAT just ARRIVED



RUST & BLOOM

Sarah
Szczepanski



NOVELTY PRINTS



THREAD PAINTING

with Linda Bratten, Baby Lock Educator

November 10-12

Country Inn & Suites

Drop your feed dogs and you're ready to Thread Paint! No experience necessary! Linda Bratten will teach you all you need to know to get started thread sketching and painting. Over the course of the three day event, you'll create two fun fall projects:

- Falling in Love Mini Quilt featuring raw edge applique and thread painted leaves
- Pumpkin Spice featuring Thread Sketched Pumpkin and Dye-na-Flow Painting
- and learn a new technique you'll want to use over and over on other projects

On Friday & Saturday, the event will run from 10 am - 6 pm with instruction from Linda Bratten. Sunday will be an open sew day from 10 am - 4 pm. Finish up your thread painting or bring another project. You may also have some open sew time on Friday & Saturday.

The cost of the event is \$299. This includes patterns, background fabrics, and Dye-na-Flow Paint. Lunch on Friday & Saturday is also included. You will need to bring your sewing machine with free motion quilting foot as well as a few other supplies.





We all have a number of UFOs (Unfinished Objects) laying around our sewing room. Maybe all the blocks are sewn but you just can't find the motivation to add the sashing. Or maybe you picked out all the fabrics and found just the right pattern but you just can't seem to make the first cut. And then there's those mystery projects that have been in the tote so long you have no idea how much work is left to finish them - it might be a pleasant surprise or it might be a ton of work.

The UFO Crusher Club is here to help you finish those projects! There's satisfaction in finishing the project, but for a little extra motivation, we'll have prizes each month. Each month we'll draw a number. You'll have until the next club meeting to complete that particular project from your list. Completed projects must be brought in during the next club meeting for show and tell or posted in the Facebook group (Rae-Bon Sewists) to be eligible for prizes.

Let's talk Prizes!

- Just for signing up you'll receive a UFO project tag/keychain.
- Everyone who turns in a completed project will be eligible for our monthly prize drawing. Or maybe everyone will get a prize - it will vary by month. In October, everyone with a completed project enjoyed a bag of Stellar Pretzels.
- Every completed project also gets you an entry into the grand prize valued at over \$250.

Do I need to come in the shop? Can't I just participate online?

The UFO Crushers Club is also a social gathering. Each month, you can stop in the shop to visit with your fellow quilters and see what they're working on. Or maybe you want a little advice on how to finish your project or what fabric you should add. They'll be a room full of other quilters to offer their opinions!

Plus if you need a little extra motivator to make the trip into the shop, we'll have special sales just during the club meeting. Things we know you'll need to finish those projects!

Oh No! I can't possibly complete the selected project this month. Do I have any options?

You joined this club for a push and deadline to complete your projects. But we know life happens and we want you to feel good about your progress. So we will allow one swap & one substitution during the year. Let us know of the change when you turn in your completed project and will notate you used your swap or substitution.

- Swap - We drew #6, but you really need to get project #2 done this month. Swap the numbers of two projects.
- Substitution - #5 was your stretch project and there is just no way you can get it done this month. Pick a project from your stash that was not on your original list. The original project will no longer be on your list.

This sounds great! How do I sign up?

To sign up, pay your \$50 membership fee (that's a low price of about \$4 per month) and turn in your list of 12 projects you plan to finish this year. The membership fee can also be paid online and the list emailed to reddoor@rae-bon.com. Projects can include embroidery, quilting, bag sewing, knitting, etc. Keep in mind you will have roughly 30 days to complete the project once the number has been drawn, so be realistic.

For November's meeting, please complete project #7. You can leave project #10 blank as that was completed for October.

Note: We encourage you to finish all projects in their entirety (even binding). But we know some of you prefer to quilt by check, so for those projects larger than 36" x 36" a completed top will count as a finished project.

NOVEMBER 2023

Sun	Mon	Tue	Wed	Thu	Fri	Sat
			1 Tools of the Trade 10 am - 5 pm	2 Beginning Quilting Session 2 of 4 2 - 5 pm or 6 - 9 pm	3	4 Advanced Youth Sew Backpack Session 2 of 3 1 - 4 pm
5	6 Advanced Beginner Quilting: Pillow Session 1 of 3 2:30 - 5:30 pm or 6 - 9 pm	7 Candy Cutie Pouch 1 - 4 pm or 6 - 9 pm	8 Football Fun Pillow Machine Embroidery 11:15 am - 5 pm	9 Beginning Quilting Session 3 of 4 2 - 5 pm or 6 - 9 pm	10 Thread Painting Country Inn & Suites 10 am - 6 pm	11 Thread Painting Country Inn & Suites 10 am - 6 pm
12 Thread Painting Country Inn & Suites 10 am - 4 pm	13 Open Sew 10 am - 5 pm	14 UFO Crusher Club 1 pm	15 Knit Rose & Leaf 1 - 5 pm	16 Beyond the Frame 11 am Beginning Quilting Session 4 of 4 2 - 5 pm or 6 - 9 pm	17 Free Motion Quilting 1 - 5 pm	18 Youth Sew Macrame Gnome 10:00 - 12:45 or 1:15 - 4 pm
19	20 Advanced Beginner Quilting: Pillow Session 2 of 3 2:30 - 5:30 pm or 6 - 9 pm	21 Open Sew 10 am - 5 pm	22	23 Happy Thanksgiving Rae-Bon Sew & Quilt Shop is Closed Today	24	25
26	27 Advanced Beginner Quilting: Pillow Session 3 of 3 2:30 - 5:30 pm or 6 - 9 pm	28 Free Motion Quilting 1 - 5 pm	29 Open Sew 10 am - 5 pm	30 Rope Bowl Noon - 5 pm		

CLASSES

ADVANCED BEGINNER QUILTING: QUEEN'S PETTICOAT PILLOW

Monday, November 6, 20, & 27
2:30 - 5:30 pm or 6:00 - 9:00 pm

Have you completed beginning quilting and your wondering what's next? Our Advanced Beginner Quilting classes are the perfect next step. Each class series will

focus on a different common quilt block that you'll see over and over again in quilts. In this advanced beginner class, we'll be focusing on the Combination and Hourglass Blocks. It can be difficult to sew so the diagonals exactly bisect the square. We have some great tips to help you easily and accurately sew these blocks. Just like Beginning Quilting, the goal is for you to finish the pillow at the end of the three sessions, so there will be homework each session.



Sign Up

Class 1: You've already learned to cut your fabric during Beginning Quilting, so we'll have you do that ahead of time and we can get right to the sewing. During the first class, you'll learn to sew hourglass blocks, half square triangles, and combination units. You'll use the Tucker Trimmer to perfectly trim down each block. You'll also be sewing 4 patches.

Class 2: During the second class, you'll use all the blocks you've created to assemble the Queen's Petticoat Block and quilt your pillow top.

Class 3: For the final class, you'll learn how to create piping for the edge of your pillow. You'll also insert a zipper in the pillow back. You'll leave this class with a finished pillow that you can pop a pillow form in at home.

Completion of Beginning Quilting is not a prerequisite for Advanced Beginner Quilting, but you do need to be comfortable with basic quilting skills including cutting fabric, 1/4" seam, and pressing.

The \$75 class fee includes nine hours of instruction time and printed pattern. You'll need to bring your sewing machine and basic sewing supplies each week. You'll also need to select fabric prior to class. We encourage you to purchase your fabric at Rae-Bon to better ensure a high quality finished product.

CANDY CUTIE POUCH

Tuesday November 7
1:00 - 4:00 pm or 6:00 - 9:00 pm

Add a little extra pizzazz to mini charms by cutting your pieced panel on a diagonal. This small pouch is perfect to contain items

in a larger tote. The class fee is \$25 plus supplies. Kits are available (\$9.95). Members of our "For the Love of Bags Club" enjoy a discounted registration fee of \$10. Bring your own sewing machine or rent one of ours (\$25 fee)



Sign Up

FREE MOTION QUILTING

Friday, November 17 from 1:00 - 5:00 pm
Or Tuesday, November 28 from 1:00 - 5:00 pm

Does the idea of dropping the free dogs on your machine and creating your own quilting patterns excite you but you're not sure where to start? Kelly has some great tips to get you started. She's picked out a handful of basic free

motion patterns and will teach you how to go from a pencil drawing to quilted fabric. You'll be practicing on fat quarters so need to worry about wrecking a beautiful quilt. The class fee is \$25.



Sign Up

UFO CRUSHER CLUB

Tuesday, November 14
Starting at 1 pm

The UFO Crusher Club is here to help you finish those unfinished projects!

When you sign up for the club, you'll submit a list of 12 projects you plan to complete over the next 12 months. Each month we'll draw a number and you'll have a month to complete that project. Bring it to the next UFO Crusher Club Meeting and be entered to win a prize! For November's meeting, bring project number 7 completed. For complete club information, please visit our website.




MACHINE EMBROIDERY

BEYOND THE FRAME

Thursday, November 16
starting at 11:00 am

Join Zandra Shaw for her webinar series, Beyond the Frame! This series will teach and inspire you while you learn how to get the most out of your embroidery machine. There's something for everyone regardless of the size of your embroidery field. Join us each month to watch the webinar and visit with fellow embroiders. Bring a USB stick and receive the design files for that month's project. Everyone who attends will have a chance to win a design pack from Zandra! Best of all there is no charge for this club. No need to sign up, just show up for the fun!



MACHINE EMBROIDERY

FOOTBALL FUN PILLOW

Wednesday, November 8
11:15 am - 5:00 pm

Are you ready for some FOOTBALL? This pillow (or wall hanging) is perfect for the football lover you know. It has 11 blocks all created in the hoop (including the quilting!) Stitch out the designs with your team colors & use different applique fabrics to make it team specific. Minimum hoop size is 8" x 10". The class fee is \$25. Bring your embroidery machine and supplies and stitch up as many blocks as you can. Bison fan? Kits are available.



TOOLS OF THE TRADE

Wednesday, November 1
10:00 am - 5:00 pm



We've had sew many requests for a Tools of the Trade class. This ByAnnie's bag is so useful for carrying your rulers, mats, and supplies to classes and retreats. It's a big project though and hard to pack into a one day class, so you will have some prep work to do ahead of time. We find most people have questions about assembly and working with zippers, so that's what we'll cover in class. Your fabric will all need to be quilted and pieces cut out ahead of time to be ready for assembly. If you have any questions on these steps, you can always stop in the shop

for guidance. We likely won't finish your bag in class, but you'll have a really good start and be all set to finish it at home. The class fee is \$50 plus supplies.



Have a Class Request?

Stop in the shop and let us know or drop us an email at reddoor@rae-bon.com


Or get together a group of 4 or more and we'll arrange a private class for you.



KNIT ROSE & LEAF

Wednesday, November 15
1:00 - 5:00 pm

Learn to knit while making an adorable knit rose. They make the perfect accessory for just about anything—a tote, your sweater, a gift topper, and more. The class fee is \$15 plus the purchase of a kit. All the supplies needed to make two roses and leaves are included with the kit. Multiple color options are available.



YOUTH SEWING: MACRAME GNOME (AGES 8-15)

Saturday, November 18
10:00 am - 12:45 pm
or 1:15 - 4:00 pm

[Sign Up](#)

We're mixing it up a little bit this month. Macrame is the new big trend—you may have seen it blowing up your Pinterest or Instagram. We've got a fun beginner project to give kids a little taste while creating an adorable Winter Gnome. Class is limited to the first 8 students. The class fee of \$30 includes all project supplies.

ROPE TWINED BOWL

Thursday, November 30
Noon - 5:00 pm

Make this beautiful rope bowl using an easy twining basket-making technique. Simple in finish and classic in shape, this bowl brims with texture and reflective light. Learn the technique and complete your bowl in class. The class fee is \$15 plus you will need to purchase a kit from Rae-Bon at the time of class sign up.



Machine Rental Available for Classes

The Baby Lock Brilliant is available to rent during instructor led classes. A limited number of machines are available on a first come first serve basis. We recommend reserving a machine when you sign up for class. Rental is not available during Open Sew.

The Baby Lock Brilliant is a wonderful sewing machine with some great bells and whistles. It features 190 stitches, thread cutter, needle threader, and speed control. A variety of feet are included with the machine: walking foot, nonstick foot, 1/4" guide foot, zipper foot, and more (14 total feet).

The rental fee is \$25 per session* and includes use of the machine and 14 snap on feet. In order to not take away from class time for yourself or other students, you must arrive 30 minutes before class starts to sign a rental contract and inventory the machine accessories. A staff member will also provide an overview on use of the machine at that time. At the end of class, a staff member will again complete an inventory with you. You are responsible for any missing accessories or damage to the machine. In order to ensure the machines stay in good working order, thread must be purchased from Rae-Bon Sew & Quilt Shop.

*If you decide to purchase the machine at the end of class, your rental fee can be applied to the purchase



New Owners Classes

All New Owners Classes are one on one. Just you and the instructor to ensure all your questions are answered and you learn the ins and outs of your particular machine.

Sewing Machine

Explore the features and stitches of your new sewing machine. You will stitch samples, learn the functions of your machine, and basic cleaning. Open to Baby Lock, Brother, Pfaff, and Viking owners. No charge for machines purchased at Rae-Bon; \$75.00 for others.

Embroidery Machine

In class you'll learn the functions of your embroidery machine, stabilizer recommendations, hooping tips, and more. No charge for machines purchased at Rae-Bon; \$150 for others.

Register for Class

New Owners Classes are by appointment. Please call the shop at 433-7203 to arrange a time. Bring your machine, embroidery arm (if applicable), accessory feet, foot control, power cord, spool of thread, and bobbin.

OPEN SEW

Need to get out of the house? Want to sew with friends? Bring a project and join us for Open Sew. Stay for a few hours or all day, it's up to you. We'll provide irons and the space to work. You bring your project and any supplies you need.

Open Sew is free, but sign up is required to reserve your spot as space is limited.

Monday, November 13: 10 am - 5 pm
Tuesday, November 21: 10 am - 5 pm
Wednesday, November 29: 10 am - 5 pm



Sign Up

CLASS POLICIES

Call, visit our website, or stop in to sign up and pay for the class of your choice. Class fee is due when you register. Unless otherwise noted, class participants must be 16 or older.

Supplies are not included in the class fee unless otherwise specified. Please have supplies purchased from Rae-Bon Sew & Quilt Shop before class. Kits required are available at the shop. No photocopied or sharing of patterns or books will be allowed in classes.

Please be setup and ready to begin class at the specified time.

We consider your enrollment to be a commitment to take the class and we in turn make a commitment to the instructor. No cancellations are allowed on classes. Thank you for not asking us to make exceptions.

Your sewing machine or serger must be in top working condition before you arrive at class. Students whose equipment is not working properly disturb and slow down the class. We service all brands of machines and sergers so come see us prior to the start of the class.



A Coupon for Every Month of 2024!

Stop in the shop December 1-5, 2023 and pickup a card with a coupon for every month of 2024. The coupon card is free with purchase. You'll save on notions, fabric, batting, and more in 2024!

Cards are free with purchase December 1, 2, 4, & 5, 2023. One coupon card per household.

Can't stop in December 1-5, 2023?

Coupon Cards will be available to purchase December 6-31, 2023 for \$10 each (cash only). All money collected will be donated to the Hospice of the Red River Valley.

DECEMBER
BLACK FRIDAY
DECEMBER

Coming Friday, November 24



Wish List

Open House

Get Everything You Wish for This Holiday. .
Visit Rae-Bon to jot down your Wish List
and we've got a gift for you!

Saturday, December 9

3 pm - 5 pm

Who's feeling lucky?

Five fortunate folks will win an item off their wish list!
We'll be picking a lucky winner each day
December 18-22 and wrapping up a dazzling present
(up to \$25).



PLEASE JOIN US FOR A

FAVORITE THINGS

party

DECEMBER 11



6:30 PM

We're giving a fresh spin to our yearly bash.

What's one under-\$10 product that you just can't get enough of? Bring three of 'em to the party, no wrapping required (although feel free to wrap if you're feeling fancy). You'll show off your faves and gift them to three lucky pals. Everyone will leave with a bundle of new must-haves!

To keep things lively, we'll have some party games to keep the giggles coming, plus some delish holiday nibbles and drinks to sip while you explore all the goodies. Get ready to find your new favorite things!



Machine Spotlight

Brother BQ3100

Sewing & Quilting Machine

The feature-rich Innov-is BQ3100, is for quilt making and general sewing. Combining premium features such as 729 built-in utility and decorative stitches (plus an additional 30 on the included CD), a 7" LCD touchscreen display, and a generous 11.25" workspace, the BQ3100 is designed for quiltmakers and sewists who are dreaming of doing more with their machines. The enhanced Compact MuViT Dual Feed Foot is compatible with over 100 stitch designs in various styles, perfect for quilting and sewing traditionally tricky fabrics such as velvet or plaid. The automatic presser foot lifter and the Pivot Function let you breeze through complex quilting designs without repeated stops to readjust. The decorative stitches benefit from technology like the Back to Beginning key and auto-lockstitch setting, and the 14 one-step auto-size buttonholes are both beautiful and very easy to stitch with the BQ3100.

- **Sew Straight Stitches-** When it comes time to quilt, piece, or sew, align rows of decorative stitches in smooth straight lines with the Sew Straight Laser Vision Guide.
- **V-Sonic Pen for Sewing-** Touch the fabric with the sensor pen for needle placement, stitch-width setting, and positioning the endpoint of a line of stitches – simply touch and sew.
- **Pivot Function-** The presser foot automatically lifts while the needle remains in the fabric for fast and easy cornering and fabric manipulation.
- **My Custom Stitch-** Want to create your own stitches and add some personalization? With the My Custom Stitch feature, you can create a stitch, save the stitch, and then stitch it.
- **LED Lighting and Spacious Work Area-** With the enhanced LED lighting on the generous 11.25" workspace, you can brighten your fabric with a 10 inch glow around the needle.
- **Quilters Bundle Deluxe Included-** Contains over \$500 (MSRP) worth of attachments and add-ons for your BQ machine; this includes the following: A Wide Table, an Open Toe Foot for MuViT, a Stitch in the Ditch Dual Feed Foot, a Dual Feed 1/4" Guide Foot, a Dual Feed Quilting Guide, a Couching Dual Feed Foot, and a 2-Spool Thread Stand.



FOR MAKERS AND CREATORS EVERYWHERE

Custom Projects Made Easy

- **Vibrant Color**

Banners, home décor, and more can be printed with one of two different settings: Vibrant Color or Eco Mode printing.

- **Powered by the Artspira App**

The first step in creating with the PrintModa Studio Fabric Printer is to download the Artspira app, where you can access an array of designs and innovative features.¹

- **Wireless Connectivity**

Explore templates and projects in Artspira¹ and then transfer your design wirelessly to PrintModa to take your creations to a new level.

- **Rapid Printing Speeds**

With PrintModa, unlike big box crafting stores, it only takes minutes to create custom fabrics with a personalized touch.

- **One-of-a-Kind Creations**

When you combine the wide variety of built-in templates in Artspira¹ with the printing power of PrintModa, there's no limit to what you can create.

- **Superior Inkjet Quality**

PrintModa uses Brother Genuine Standard Yield INKvestment Tank Ink Cartridges that deliver superior inkjet print quality with sharp prints you can rely on.

- **Included Projects**

Kickoff your creative journey with the included projects for a 'Tote Bag' and 'Purse'.

- **The Ideal Craft Companion**

With PrintModa and Artspira¹, you'll have no problem creating "outside-the-box" projects for gift giving and holiday celebrations.

baby lock

0% Interest
FOR UP TO 60 MONTHS



NOVEMBER 1ST- 7TH, 2023

.....
48 MONTHS ON PURCHASES OF \$3,000 OR MORE
60 MONTHS ON PURCHASES OF \$5,000 OR MORE

*WITH YOUR SEWING & MORE CREDIT CARD, AVAILABLE AT PARTICIPATING RETAILERS IN THE UNITED STATES.

baby lock

0% Interest
FOR UP TO 60 MONTHS



NOVEMBER 22ND - 30TH, 2023

.....
48 MONTHS ON PURCHASES OF \$3,000 OR MORE
60 MONTHS ON PURCHASES OF \$5,000 OR MORE

*WITH YOUR SEWING & MORE CREDIT CARD, AVAILABLE AT PARTICIPATING RETAILERS IN THE UNITED STATES.

Spend Less **GETTING STARTED**

SAVE UP TO 30% ON A GET STARTED KIT

WITH THE PURCHASE OF A
BABY LOCK *Altair 2*

Welcome Home
Exclusive Embroidery
Design Collection

New! 7" x 12" Magnetic Frame

New! XL Quilted Trolley

and more!



baby lock

*OFFER VALID AUGUST 17 - DECEMBER 22, 2023, AT PARTICIPATING BABY LOCK RETAILERS. CANNOT BE COMBINED WITH OTHER OFFERS.

Spend Less **GETTING STARTED**

SAVE UP TO 25% ON A GET STARTED KIT

WITH THE PURCHASE OF A
BABY LOCK *Meridian 2*

Welcome Home Exclusive
Embroidery Design Collection

New! 7" x 12" Magnetic Frame

New! XL Quilted Trolley

and more!



baby lock

*OFFER VALID AUGUST 17 - DECEMBER 22, 2023, AT PARTICIPATING BABY LOCK RETAILERS. CANNOT BE COMBINED WITH OTHER OFFERS.

baby lock

SPEND LESS GETTING STARTED

SAVE UP TO *15%* ON A GET STARTED KIT

WITH THE PURCHASE OF A
BABY LOCK *Regalia*



- Regalia Ruler Base
- Cloth Quilt Leaders for 10' Frame
- 5-Piece Ruler Echo Quilting Foot Kit
- and more!

*OFFER VALID AUGUST 1 - DECEMBER 22, 2023. AT PARTICIPATING BABY LOCK RETAILERS. CANNOT BE COMBINED WITH OTHER OFFERS.

PFAFF
Perfection starts here.™

Limited
time only!

**BLACK
FRIDAY**
event

NO INTEREST FINANCING!

Take up to 60 Months to Pay for a
PFAFF® sewing machine.*

No interest financing for:

18 months on purchases \$1,000+

24 months on purchases \$2,000+

36 months on purchases \$4,000+

48 months on purchases \$6,000+

60 months on purchases \$10,000+

60 months
0% FINANCING
available



creative icon™ 2
top-of-the-line sewing & embroidery machine

48 months
0% FINANCING
available



performance icon™
top-of-the-line sewing machine

36 months
0% FINANCING
available



admire™ air 7000
coverlock machine

24 months
0% FINANCING
available



expression™ 710
sewing machine

18 months
0% FINANCING
available



ambition™ 620
sewing machine



Offer available November 22 - 30, 2023 at authorized PFAFF® dealers in the USA. Go to Pfaff.com to find a dealer near you.

PFAFF, PFAFF PERFECTION STARTS HERE, CREATIVE ICON, PERFORMANCE ICON, ADMIRE, EXPRESSION and AMBITION are exclusive trademarks of Singer Sourcing Limited LLC or its Affiliates. © 2023 Singer Sourcing Limited LLC or its Affiliates.
*On purchases made with your Synchrony Sewing and More credit card from 11/22/23 through 11/30/23. No prior purchases. Cannot be combined with any other offers or discounts. All rights reserved. All pricing decisions are at the sole discretion of the retailer. Prices are suggested and may vary by location.