

Rae-Bon Sew & Quilt Shop

SPOOLS OF NEWS

May 2022

for the sewist in the know

FUSIBLE WEB - ARE THEY ALL THE SAME?

Fusible Applique allows you to create shapes you never could with piecing - lots of intricate curves are easy to create with applique. If you've never done fusible applique, let me break down the process for you:

- Trace your design on the paper side of fusible web
- Iron the glue side onto the back of your fabric
- Cut on the line you drew to create your final applique shape
- Peel off the paper and place glue side down onto your background fabric
- Iron to adhere the shape

Sounds easy, right? With a variety of fusible webs on the market, the most difficult part can be choosing the right one. Let me break down the pros and cons of some of the top selling brands.

Some fusible webs are thick and make your quilt feel more like a board. Others are lightweight and add no bulk. SoftFuse is one of the lightweight fusible webs. It's durable and provides great adherence, but it's light weight so you'll hardly know there is a fusible web on your quilt. Because it's so lightweight, SoftFuse is our favorite for most projects. It is paper backed so you can easily trace your pattern on the paper backing and cut out your applique.

Misty Fuse is also super light weight, but it does not have a paper backing. A pressing sheet or parchment paper would need to be used with Misty Fuse to prevent it from

sticking to something else or for drawing on a pattern.

Steam a Seam is a bit thicker and the feel will be a bit more noticeable on your project. Steam a Seam is a bit tacky when you are working with it. This tackiness allows it to temporarily hold in place while you are laying out your design. This tackiness is just a temporary adhesive. The permanent glue is not activated until it is heated with an iron.

Heat n Bond comes in two varieties, one can be sewn and one cannot. You want to make sure you purchase the right product for your intended use. Heat n Bond is the thickest of the fusible webs and you will definitely be able to feel it in your finished project. It is the least expensive of the fusible webs. Heat n Bond Ultrabond (red packaging) cannot be sewn through. Because of this it has three times the hold of other fusible webs.

Each fusible web requires a different amount of ironing time. Make sure you read the direction for whatever product you select. If you don't heat for long enough the glue will not activate. If you heat for too long you could melt the glue and your applique will not longer stick.

Next time you're in the shop, checkout our samples of each of the fusible webs. We've sandwiched each fusible web with two layers of cotton fabric so you can really see how they feel in use.

Store Hours: Monday-Friday: 10am-5:30 pm • Saturday: 10am-4pm • Sunday: Closed

Shop closed Monday, May 16 & Monday, May 30.

3060 25th St SW Fargo, ND • 701-433-7203 • www.rae-bon.com • reddoor@rae-bon.com

Guide to Gadgets


*making your life easier
one gadget at a time*

Gadgets for Fusible Applique

Glow Premium by CutterPillar

The Glow Premium Light Table makes it easy to trace your patterns. Plus lay your appli-fuse mat on top to easily arrange your applique pieces.

There are three different illumination levels on this super thin light table. The Glow Premium also comes with a non-slip self healing cutting mat. Best of all it has a rechargeable battery allowing you to use the light table for 3-4 hours without being plugged in. The lighted area is 12" x 16" and the board is 13" x 19." **\$139.99**



Appli-Fuse Mats by Gypsy Quarter

Place the applique design diagram under the Appli-Fuse Mat. The mat is transparent so cut applique shapes can be placed perfectly. The mat is heat resistant so press multiple layers together. The layered applique can now be picked up as one continuous piece. Small divots in the mat allow the glue to pool when heated and then harden right back in place. This means you won't have any seepage of glue from the design and your edges remain crisper. **Multiple Sizes Available**

Applique Pressing Sheet by Bear Thread Designs

The Applique Pressing Sheet is reusable, double sided and made from ultra high temperature glass, coated with non-stick Pylon. The coating is nonstick making it perfect to use with any fusible product (fusible web, interfacing, etc) because you won't have to worry about any fusible sticking to the mat. No picture is included because the pressing sheet is completely clear allowing you to see your applique pattern for placement! The pressing sheet is also multipurpose and can be used for hot glue guns, wax designs, fabric stiffener, glue projects, rubber stamps, embossing, paint and even in the oven to bake shrink-art, clay, salt dough, etc. It is 18" x 20". **\$21.99**



Vinyl Weeding Tool by Embellish


The weeding tool has a micro pointed end making removing unwanted vinyl a breeze. Jennifer loves it for applique because it is great for scoring the back of the release paper in the center of your design. By scoring the center and removing your edges remain crisper. It has a slight weight to it so it handles well in your hand.

\$14.99



HAT TRICK




a sampling of NEW FABRIC THAT just ARRIVED



HELLO FALL



SIENNA



MAY 2022

Sun	Mon	Tue	Wed	Thu	Fri	Sat
1	2	3 Scan n Cut Group B Session 3 of 5 1 - 5 pm	4 Quilt Dakota Block Party 7 pm Live on Facebook	5 Open Sew 10 am - 5 pm	6	7
8	9 Embroidery Lab Twisted Tote Session 2 of 2 11 am - 4 pm	10 Sew, What's New? 1 pm	11 Beginning Quilting Session 1 1 - 4 pm or 6 - 9 pm	12 Sergers Pillow 10 am - 4 pm	13 Triskele Wallet 10 am - 4 pm	14 Open Sew 10 am - 4 pm
15	16 Shop Closed	17 Open Sew 10 am - 5 pm	18 Beginning Quilting Session 2 1 - 4 pm or 6 - 9 pm	19	20 Rae-Bon Sew & Quilt Shop will be at the Fergus Falls Festival of Quilts. <i>The Shop is also open normal hours.</i>	21
22	23 Paper Piecing Club 1 - 4 pm or 6 - 9 pm	24 Grandma's Blessings 1 - 4 pm	25 Beginning Quilting Session 3 1 - 4 pm or 6 - 9 pm	26 Open Sew 10 am - 5 pm	27 Room with a View 11 am - 4 pm	28
29	30 Shop Closed for Memorial Day	31 Open Sew 10 am - 5 pm	June 1 Beginning Quilting Session 4 1 - 4 pm or 6 - 9 pm			

CLASS POLICIES

Call, visit our website, or stop in to sign up and pay for the class of your choice. Class fee is due when you register.

The class supply list will be available when you register and pay for the class. Supplies are not included in the class fee unless otherwise specified. Please have supplies purchased before class. Kits required are available at the store. No photocopied or sharing of patterns or books will be allowed in classes.

Please be setup and ready to begin class at the specified time.

We consider your enrollment to be a commitment to take the class and we in turn make a commitment to the instructor. No cancellations are allowed on classes. Thank you for not asking us to make exceptions.

Your sewing machine or serger must be in top working condition before you arrive at class. Students whose equipment is not working properly disturb and slow down the class. We service all brands of machines and sergers so come see us prior to the start of the class.

CLASSES

BEGINNING QUILTING

Wednesday, May 11, 18, 25, & June 1
1:00-4:00 pm or 6:00-9:00 pm

Do you want to learn to quilt or improve your skills? This is the class for you; no experience needed. At the end of the 4 sessions, you will have learned the basic skills of quilt making: fabric selection, rotary cutting, accurate piecing, quilting, and binding. In the first class, we'll be discussing tools and selecting fabrics. A 20% discount will be given on supplies purchased during the first class. We want to make sure your quilt is completed at the end of the four sessions, so there will be homework each week. Bring your own machine. Class fee is \$75 plus supplies and book. **This is the last class until next fall!**



GRANDMA'S BLESSINGS

Tuesday, May 24 from 1:00-4:00 pm

Grandma's Blessings, Block of the Month is a great technique builder. Each month Sandy will show you how to create these classic blocks with a modern twist. You'll be piecing the blocks slightly oversized and using the Studio 180 tools to trim the blocks to the precise size.

Bring your sewing machine and create your monthly blocks in class. The class is only open to those participating in the Grandma's Blessings Block of the Month. For May's block we'll be using the Magic Wand and Wing Clipper to create flying geese.



ROOM WITH A VIEW

Friday, May 27
11:00 am - 4:00 pm

Control the clutter with these sturdy zippered bins in three versatile sizes. Vinyl front windows afford quick and easy identification of contents. A zippered mesh pocket in the lid is a perfect place to store instructions or small pieces. Convenient handles on top and on each side make it easy to move and carry the bins.

The class fee is \$20. You will also need to purchase the pattern and fabric. Bring your fabric quilted to class so we can get right to assembling the bin. You will need to bring your sewing machine to class.



CONTINUING CLASSES

Quite a few classes from March continue into April. Unfortunately it's too late to join these multiple session classes, but here's a reminder of dates for those of you who enrolled last month.

Embroidery Lab: Twisted Tote

Session 2: Monday, May 9 from 11 am - 4pm

Learn to Use Your ScanNCut

Group A: Monday, June 6 from 1-5 pm

Group B: Tuesday, May 3 from 1-5 pm

Paper Piecing Club

Monday, June 23 from 1-4 pm or 6-9 pm

SERGER PILLOW

Thursday, May 12
10:00 am - 4:00 pm

This decorative pillow was made entirely on the serger. The front design features a coverstitch or flatlock (depends on your machine). The zipper for the back of the pillow is installed on the serger. Plus check out the piping on the edge of the pillow. It was also created on the serger.



The class fee is \$20 and includes the pattern. You will also need to purchase supplies and bring your 4 thread or 8 thread serger to class.

SEW, WHAT'S NEW?

Tuesday, May 10
1:00 pm

New items are always arriving at Rae-Bon Sew & Quilt Shop! Stop by each month for a fun filled social hour and show of everything new (fabric, notions, machines, etc.). Receive a 10% discount on any new items highlighted that day. Plus bring whatever you've been working - everyone loves a good show and tell.



TRISKELE WALLET

Friday, May 13
10:00 am - 4:00 pm

Everyone will think you bought your wallet! Create this professional looking Triskele Wallet featuring 12 recessed card slots, 1 clear ID pocket, 2 cash slots, 1 zippered pouch, and removable wrist strap. Diane will walk you through the assembly of this wallet using cork, vinyl, or leather.

Class fee is \$20. You will also need to purchase the pattern and supplies and bring your own sewing machine to class.



OPEN SEW

Bring whatever project you'd like to work on and join your friends (or make new ones). We'll provide irons and the space to work. You bring your project and any supplies you need.

Open Sew is free, but sign up is required to reserve your spot as space is limited.

Thursday, May 5: 10 am - 5 pm
Saturday, May 14: 10 am - 4 pm
Tuesday, May 17: 10 am - 5 pm
Thursday, May 26: 10 am - 5 pm
Tuesday, May 31: 10 am - 5 pm

New Owners Class

Explore the features and stitches of your new sewing machine. You will stitch samples, learn the functions of your machine, and basic cleaning. Open to Baby Lock, Brother, Pfaff, and Viking owners. No charge for machines purchased at Rae-Bon; \$75.00 for others. Bring your machine, accessory feet, foot control, power cord, spool of thread, and bobbin.

A new owners class is also available to learn the basics of machine embroidery. No charge for machines purchased at Rae-Bon; \$150 for others. New Owners Classes are by appointment. Please call the shop at 433-7203 to register.



KIDS SEWING CAMP

Throwback to the 80s

ages
8-15

JUNE 13-16, **FULL** 2022


JULY 11-14, **FULL** 2022

AUGUST 1-4, 2022

1:00 - 4:00 PM

Celebrate all the best of the 80s with these five totally rad projects. No sewing experience necessary! Mary will teach you how to use a sewing machine while creating these projects:

- Tetris Pillow
- Cassette Tape Tote
- Stuffed Balloon Animal
- Set of Scrunchies
- Pac Man Keychain



\$199

**INCLUDES INSTRUCTION, ALL SUPPLIES,
AND USE OF A SEWING MACHINE**



QUILT DAKOTA PRESENTS:

BLOCK PARTY

A VIRTUAL SEW- A- LONG FEATURING
WEEKLY BLOCKS. DEMOS AND SHOPPING
TO CREATE A SAMPLER STYLE QUILT!



The Details:

- Watch each Wednesday for a new demo and shopping experience. The full schedule of shows at quiltdakota.com
- The cutting instructions and link to each demo are on quiltdakota.com.
- Watch for a giveaway post on the Quilt Dakota Facebook Page to add your photos for a chance to win.

Rae-Bon Sew & Quilt Shop
will be LIVE on Facebook

Wednesday, May 4 at 7 pm

MEANDERING THE U.S.

VIRTUAL 5 DAY HOP

MAY 9TH - 13TH

7:00 CENTRAL TIME

**FIRST STOP - MINNESOTA AND THEN 4 STOPS IN
NORTH DAKOTA**

**Order
Prizes at
Each Shop**



**Next Hop:
South
Dakota**

MONDAY: MAY 9TH

MILLIE P'S QUILT SHOP - ANOKA, MN

TUESDAY: MAY 10TH

RAE-BON SEW AND QUILT SHOP - FARGO, ND

WEDNESDAY: MAY 11TH

QUILT ESSENTIAL - DEVILS LAKE, ND

THURSDAY: MAY 12TH

MARY'S QUILT MARKET - ARTHUR, ND

FRIDAY: MAY 13TH

SEW ON AND SEW NORTH - LANGDON, ND


It's Back!

GO FAR IN THE

UFO MARATHON

*Finish your UFOs
and Win Prizes!*

MAY 1 - JUNE 18





UFO MARATHON

5K = 3 Projects = Spool of Thread & Bobbini

10K = 6 Projects = 5K + Mini Charm Pack

Half = 13 Projects = 5K, 10K, & ½ off One Notion

Full = 26 Projects = 5K, 10K, Half, & Scissors/Scissor Holder

The first Marathon you'll Be Excited to "Run."

To qualify, you must post before & after photos (in the same post) in the Facebook Group Rae-Bon Sewists or on your personal Facebook or Instagram Page.

Name: _____

Email: _____

To help us find your posts please use the hashtags:

#RaeBonQuiltShop & #RaeBonUFOMarathon

Fill out this form and submit in the shop or email to redoor@rae-bon.com by June 18, 2022 to receive your prizes.

Project:		Project:
Post Date:		Post Date:

Project:
Post Date:


Project:
Post Date:

Project:	Project:
Post Date:	Post Date:

Project:
Post Date:

Project:
Post Date:

Project:	Project:
Post Date:	Post Date:

Project:	
Post Date:	

Project:
Post Date:

Project:	Project:
Post Date:	Post Date:

Project:
Post Date:

Project:
Post Date:


Project:	Project:
Post Date:	Post Date:

Project:
Post Date:

Project:
Post Date:

Project:	Project:
Post Date:	Post Date:

Project:
Post Date:

Project:	
Post Date:	

FREE TRAINING
WITH BABY LOCK



This is the time to buy a new Baby Lock Machine!

A FREE virtual training adventure is included with each of the following machines! You'll still get the great one on one in person class at Rae-Bon Sew & Quilt Shop, but you'll also get an amazing multi day virtual workshop with Baby Lock Educators.

- Baby Lock **Ballad** Sewing Machine: **Three** Day Training
- Baby Lock **Chorus** Sewing Machine: **Three** Day Training
- Baby Lock **Vesta** Sewing/Embroidery Machine: **Two** Day Training
- Baby Lock **Altair** Sewing/Embroidery Machine: **Three** Day Training
- Baby Lock **Solaris** Sewing/Embroidery Machine: **Five** Day Training
- Baby Lock **Flare** Embroidery Machine: **Two** Day Training
- Baby Lock **Meridian** Embroidery Machine: **Three** Day Training
- Baby Lock **Venture** Multi Needle Embroidery Machine: **Five** Day Training
- Baby Lock **Regalia** Longarm Quilting Machine: **Four** Day In Person Longarm Getaway

This is a deal you don't want to miss!

Valid until June 24, 2022

What a Bundle!

For a limited time the

Creative Icon 2


PFAFF

Perfection starts here.™

comes with so many FREE extras!

The Bundle Includes:

- ♦ 3 piece Luggage Set (Machine Case, Embroidery Unit Case, and Accessory Case)
- ♦ Ribbon Embroidery Attachment
- ♦ Embellishment Kit
- ♦ Embroidery Thread Package
- ♦ Scissor Package (sewing machine needles, tape measure, applique scissors, 8" tailor scissors, tweezers, and thread snips)
- ♦ Quilting Kit (Rotary Mat, Rotary Cutter, Blades, and Ruler Set)



Choose Your Color



Dusk Fabric



Purple Aurora

Fergus Falls

Festival Of Quilts

2022 – 10th Biennial
Quilt Show & Conference
Homegrown Quilts



May 19, 20, & 21, 2022

Thursday: 4-8 pm
Friday: 9am - 6 pm
Saturday: 9am - 4 pm

Fergus Falls Community Arena, 345 Friberg Ave, Fergus Falls, MN

Presented by:

Fergus Falls Quilter Guilds

Featuring:

Kathleen Johnson

of

August Wind Quilt Designs