

# Rae-Bon Sew & Quilt Shop

## SPOOLS OF NEWS

January 2022

for the sewist in the know

### **PAPER PIECING CLUB**

The second quilt I ever made was paper piecing and I've been hooked on it ever since. As a beginning quilter I loved that I was able to get perfect blocks even though I wasn't great at cutting precisely or sewing exactly a quarter inch seam. While my sewing abilities have definitely improved over the years I still love the intricate details that can be obtained from paper piecing without the need to cut super tiny pieces of fabric.

When paper piecing, the pattern is printed onto foundation paper piecing paper. Fabric is then sewn on in number order. You sew right on the printed line, so no need to have a perfect seam allowance. Paper piecing can be a little confusing for beginners because your pattern will be reversed in your finished block. Once the top is completed the papers are removed. This is why it's important to use paper designed for paper piecing as it is easier to remove.

For 2022, I want to share my love of paper piecing with all of you with a Paper Piecing Club! Each month we'll stitch up a different project from the Quilter's Paper Piecing Workbook. I really love this book because it starts with super basic paper piecing projects and works up to some more intricate, gorgeous quilts. It also includes a variety of projects (mug rug, bags, pillows, etc). So you won't end up with 12 quilts at the end. If you've never paper pieced before we'll get you started in January

and teach you all the tips and tricks. If you've paper pieced before you'll enjoy expanding your skills with the more intricate projects. The club is \$300 for the year. This includes all 12 class sessions, the Quilter's Paper Piecing Workbook, and printed patterns each month. You can select your own fabric for each project or kits will be available. For attending each class session you'll receive 15% off the next month's kit.

Hope you'll join me on this paper piecing adventure,

*Jennifer*



**Store Hours:** Monday-Friday: 10am-5:30 pm • Saturday: 10am-4pm • Sunday: Closed  
3060 25th St SW Fargo, ND • 701-433-7203 • [www.rae-bon.com](http://www.rae-bon.com) • [reddoor@rae-bon.com](mailto:reddoor@rae-bon.com)



# Guide to Gadgets

*making your life easier  
one gadget at a time*

## Gadgets for Paper Piecing

### Add a Quarter Plus Ruler by CM Designs

The specially designed lip on this ruler easily allows you to add a 1/4 inch seam allowance when cutting with your rotary cutter. The opposite side has a tapered edge for folding back your foundation paper. This ruler makes paper piecing so much easier. 6" \$8.99 or 12" \$12.99



### Foundation Piecing Paper by Kristy Lea

Foundation Piecing Paper can be used in inkjet or laser printers. The paper doesn't shrink or curl so you don't have to worry about it warping when you're ironing your fabric. It holds up well for stitching (and ripping if need be), but tears away easily when your project is complete. Each package includes 100 sheets of 8.5" x 11" paper. \$15.99



### Glue Pen by Sewline

This water soluble glue pen works great for temporarily holding fabrics together. I find it works better than pinning for holding fabric to the paper pattern. \$7.99


### Violet Craft Seam Roller

A seam roller is a great way to flatten a seam without having to make frequent trips to the iron. We like this version because of its sturdy wood construction. \$15.99



### Swivel by Cutterpillar

The Cutterpillar swivel is a 14" round self healing rotating cutting mat perfect for trimming up blocks. Easily spin the mat around as you cut. Both the mat and the base are translucent so you can see through it on your Cutterpillar Glow \$59.99


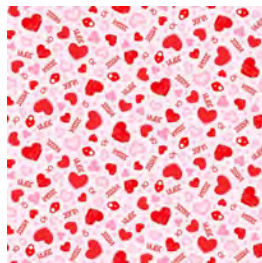









CLARA JEAN  
**HOP TO IT**




a sampling of  
**NEW FABRIC**  
**THAT** *just* **ARRIVED**



SHELLY COMISKEY  
**GNOMIE  
LOVE**



ELIZABETH HARTMAN  
**KITCHEN  
WINDOW  
WOVENS**








## AURIFIL COLOR BUILDERS

Each month's collection is inspired by a different rainforest plant and includes:

- 2 large spools of 50wt Aurifil Variegated Thread
- 1 large spool of 50wt Aurifil Solid Thread
- Exclusive Applique Pattern

The sign up fee is \$39.99. The monthly fee is \$39.99 with the 12th collection free.



Limited Spots  
Sign up Today to  
Reserve Yours!

The first month's thread will  
arrive mid to end of January.



# JANUARY 2022

Sun	Mon	Tue	Wed	Thu	Fri	Sat
2	3	4	5 Beginning Quilting Session 1 1 - 4 pm	6 Open Sew 10 am - 5 pm	7 It's All About the Angles Serge Class 10:30 am - 4 pm	8
9	10 Open Sew 10 am - 5 pm	11 Sew, What's New? 1 pm or 6 pm	12 Beginning Quilting Session 2 1 - 4 pm or 6 - 9 pm	13 Embroidery Lab Birthday Table Runner 1 - 4 pm	14 Flying Geese 1 - 4 pm or 6 - 9 pm	15 Open Sew 10 am - 4 pm
16	17 Paper Piecing Club 1 - 4 pm or 6 - 9 pm	18 Open Sew 10 am - 5 pm	19 Beginning Quilting Session 3 1 - 4 pm or 6 - 9 pm	20	21 Range Backpack Part 1 Noon-5 pm	22 Youth Sew: Valentines 1 - 4 pm
23	24 Beginning Sewing: Clutch 1 - 4 pm or 6-9 pm	25 Grandma's Blessings 1 - 4 pm	26 Beginning Quilting Session 4 1 - 4 pm or 6 - 9 pm	27 Open Sew 10 am - 5 pm	28 Range Backpack Part 2 10:30 am - 5 pm	29 Cosmo Quilt 10:30 am - 4 pm
30	31					

## CLASS POLICIES

Call, visit our website, or stop in to sign up and pay for the class of your choice. Class fee is due when you register.

The class supply list will be available when you register and pay for the class. Supplies are not included in the class fee unless otherwise specified. Please have supplies purchased before class. Kits required are available at the store. No photocopied or sharing of patterns or books will be allowed in classes.

Please be setup and ready to begin class at the specified time.

We consider your enrollment to be a commitment to take the class and we in turn make a commitment to the instructor. No cancellations are allowed on classes. Thank you for not asking us to make exceptions.

Your sewing machine or serger must be in top working condition before you arrive at class. Students whose equipment is not working properly disturb and slow down the class. We service all brands of machines and sergers so come see us prior to the start of the class.



# CLASSES

## BEGINNING QUILTING

Wednesday, January 5, 12, 19, & 26:  
1:00-4:00 pm or 6:00-9:00 pm

Do you want to learn to quilt or improve your skills? This is the class for you; no experience needed. At the end of the 4 sessions, you will have learned the basic skills of quilt making: fabric selection, rotary cutting, accurate piecing, quilting, and binding. In the first class, we'll be discussing tools and selecting fabrics. A 20% discount will be given on supplies purchased during the first class. We want to make sure your quilt is completed at the end of the four sessions, so there will be homework each week. Bring your own machine. Class fee is \$75 plus supplies and book.



## BEGINNING SEWING: CLUTCH

Monday, January 24:  
1:00-4:00 pm or 6:00-9:00 pm

If you have little to no sewing experience, this class is for you! In this class, you'll learn rotary cutting basics, how to sew a straight stitch, and topstitching while creating an envelope style clutch. The class fee is \$35 and includes all supplies, use of a Baby Lock machine, and tools needed. You'll be able to make the bag your own by selecting your own fabric. Class is open to those 16 and older.



## COSMO QUILT

Saturday, January 29:  
10:30 am-4:00 pm

Does sewing curves scare you? Cast those fears aside with the Cosmo Quilt. Jennifer will show you how to improve piece the blocks, sew the curve, and then trim everything down to the perfect size. Purchase of the Cosmo Quilt Kit is required for class. Class fee is \$10 and includes precut mylar templates for the curved shapes. You will need to bring your own sewing machine.



## EMBROIDERY LAB: BIRTHDAY TABLE RUNNER

Thursday, January 13: 1:00 pm-4:00 pm

Get ready for all the upcoming birthdays this year with a celebration table runner or birthday flag! You'll receive embroidery files for both and you can select what you'd like to make in class.


The class fee includes the embroidery designs from Sweat Pea Machine Embroidery and stabilizer. All machine embroidery brands welcome the designs are available in all machine formats. The class fee is \$30 for the embroidery files and stabilizer. You will need to bring your own embroidery machine.



## FLYING GEESE

Friday, January 14: 1:00-4:00 pm or 6:00-9:00 pm

Flying Geese can be a tricky block to get perfect. With three different points, one always seems to get chopped off. In



this class, we'll cover three different ways to piece a Flying Geese block and the pros and cons of each. No matter which method you like the best, Jennifer will show you the full proof way of piecing oversized blocks and trimming them to size. The class fee is \$30 and fabric is included. You will need to bring your own sewing machine.

## GRANDMA'S BLESSINGS

Tuesday January 25  
1:00-4:00 pm

Our latest block of the month is a great technique builder. Each month Sandy will show you how to create these classic blocks with a modern twist. You'll be piecing the blocks slightly oversized and using the Studio 180 tools to trim the blocks to the precise size. Bring your sewing machine and create your monthly blocks in class. The class is only open to those participating in the Grandma's Blessings Block of the Month.



## SERGER PROJECT IT'S ALL ABOUT THE ANGLE

Friday, January 7: 10:30 am-4:00 pm

Stitches on your serger can be used to jazz up solid fabric or cork for this handy zippered bag. We'll also install the zipper on our serger and use the belt loop binder to create a strap. Class fee is \$20 plus supplies. You will need to bring your own serger.



## PAPER PIECING CLUB

Monday, January 17: 1:00-4:00 pm or 6:00-9:00 pm

Our new paper piecing club is perfect for anyone who wants to learn to paper piece or expand their skills. Each month we'll work on a different project to expand your paper piecing skills. No paper piecing skills needed to join. Projects include mug rugs, tote bag, table runners, quilts, and more.

The 12 month club is \$300 and includes the Quilter's Paper Piecing Workbook and printed patterns each month. Each month class attendees will receive a coupon for 15% off the next month's kit (kit purchase is optional). The classes will meet on the 3rd Monday of each month. You will need to bring your own sewing machine.



January is the first month of the club and we will be making the Eclipsed Geese Mini Quilt.

## OPEN SEW

Bring whatever project you'd like to work on and join your friends (or make new ones). We'll provide irons and the space to work. You bring your project and any supplies you need.

Open Sew is free, but sign up is required to reserve your spot as space is limited.

**Thursday, January 6: 10 am - 5 pm**  
**Monday, January 10: 10 am - 5 pm**  
**Saturday, January 15: 10 am - 4 pm**  
**Tuesday, January 18: 10 am - 5 pm**  
**Thursday, January 27: 10 am - 5 pm**



## **RANGE BACKPACK**

### **FEATURING SASHIKO STITCHING**

Part I: Friday, January 21: Noon - 5:00 pm

Part II: Friday, January 28: 10:30 - 5:00 pm

The Range Backpack by Noodlehead is a useful and fun to sew up. It features a foldover top with closure to keep things secure and a front zippered pocket to keep essentials within easy reach. Adjustable straps make it wearable in any season. We've



taken this great pattern and jazzed it up with flying geese and gorgeous Sashiko stitching.

Prior to part I of the class you will need to have your fabric cut and flying geese assembled. If you'd like a refresher on flying geese, please sign up for the Flying Geese class on Friday, January 14.

It's time to get those Sashikos out of the closet! During part I, you'll become an expert on threading your Sashiko and using the quilting guide and the double fold bias binder while adding quilting to your backpack. If you haven't invested in a Sashiko yet, you can use your sewing machine to create the quilting.

During part 2, you'll bring your sewing machine and we'll be assembling the backpack.

The class fee is \$75 and includes instructions for modifying the Range Backpack pattern. You will need to purchase the Range Backpack pattern and supplies.

## **YOUTH SEWING:**

### **VALENTINES (AGES 8-15)**

Saturday, January 22: 1:00-4:00 pm

No sewing experience needed! Did you know you can stitch on paper? This month we'll be stitching up a couple of Valentine Cards. We'll also be making fabric envelopes on the sewing machine to match the cards. Class is limited to the first 6 students. The class fee of \$25 includes all project supplies and use of a Baby Lock sewing machine.

## **SEW, WHAT'S NEW?**

Tuesday, January 11:

1:00 pm or 6:00 pm

New items are always arriving at Rae-Bon Sew & Quilt Shop! Stop by each month for a fun filled social hour and show of everything new (fabric, notions, machines, etc.). Receive a 10% discount on any new items highlighted that day. Plus bring whatever you've been working - everyone loves a good show and tell.



*Watch Us Live  
on Facebook!*

**TWO NEW DEMOS  
EVERY WEEK!**

Wednesday @ 3 pm

Friday @ 3 pm





## ***GRANDMA'S BLESSINGS***

### ***PIECED BLOCK OF THE MONTH***

Michelle Renee Hiatt designed each of the blocks in Grandma's Blessing to be timeless with a twist. These blocks are inspired from newspaper clippings found in her Oma's "under the bed box", basically old newspaper and catalog clippings from the early 1900s through 1980. Michelle has taken the blocks and modernized the construction method to today's times and streamlined the piecing process using her favorite Studio 180 Design Tools.

Each month of this twelve month block of the month, you'll learn new techniques and ways to use our favorite Studio 180 tools. The quilt utilizes the Tucker Trimmer, Wing Clipper, Square Squared, Quilter's Magic Wand, and V Block. After making this quilt you'll be hooked on how magical these tools are. Once you've learned how to use the Studio 180 tools it'll be easy to spot these block types

in your future projects and thus be able to more easily piece precise blocks.

As part of the block of the month you'll receive detailed, illustrated instructions each month on how to use the Studio 180 tools to construct your block. If you're more of a hands on learner, attend the Grandma's Blessings class on the fourth Tuesday of each month. This class is included as a bonus for block of the month participants at no additional charge.

**72" x 72"**

**12 month program beginning January 15**

**Beginning in February, each block will be available on the 1st of the month.**

The sign up fee is \$30 and the monthly fee is \$16. Over the twelve months you will receive the pattern and fabric for the top and binding.



# *New Year* NEW MACHINE!

Great Sales & Special Packages  
Available for All Brands

**brother**  
at your side

**baby lock**  
FOR THE LOVE OF SEWING

**PFAFF**  
Perfection starts here.™

**H** Husqvarna  
**VIKING**