

Rae-Bon Sew & Quilt Shop

SPOOLS OF NEWS

February 2022

for the sewist in the know

CAN YOU ORDER ME MORE FABRIC?

With most products in our lives we can always buy more. Need to patch a spot on your wall with paint from five years ago, no problem the color is probably still on the color card or Menards can always mix you some more. You found the perfect color of thread that blends in with every fabric (magic gray as we call it.) It's always on the shelf. But run out of fabric in the middle of a project and it's likely you're not so lucky. Why is that? Why don't we carry the same fabric prints year after year? It's helpful to understand a little about the fabric buying process.

Fabric manufactures come out with new lines of fabric four–six times per year. At Rae-Bon Sew & Quilt Shop, we regularly look at fabric lines from 20 different manufactures. With 8-10 lines from each manufacture that's a lot of fabric to see.


Prior to release, fabric manufactures order a small run of all of their new fabrics so they can put together actual fabric swatches for us to see. This way we really know what a fabric will look and feel like when making our selections. Fabric reps travel to our shop each release and show us the fabric available. We are shown fabric at least six months before it will arrive in the shop (usually longer). We already looked at Christmas fabric for 2022 before Christmas 2021 even happened. We then select what fabric we'd like to order and how many bolts we'd like. We must predict what you'll like and how popular it will be six-twelve months in advance because fabric manufactures order fabric printed based on our orders. Generally the manufactures do not order much extra yardage so what we've ordered is what we'll get. If

everyone loves a bolt of fabric we can't just call up and order more. Fabric is also rarely reprinted unless it's beyond measure nation wide popular—like Tula Pink's Lineworks. So if you have a project from the past it can be really difficult to find additional fabric. When you're not sure what you are making or exactly how much you need, we encourage you to purchase a bit extra. It makes us nervous when you figure out yardage exactly to the bare minimum. We know you don't want an addition to your stash, but one wrong cut and you could be out of luck.

The one exception is basics. Every fabric manufacture has at least a couple of lines they classify as basics. At Rae-Bon, you can find a handful of these lines of basics on our back wall like Robert Kaufman's Chalk and Charcoal, Moda's Grunge, Ruby Star Society's Speckled, and others. With these fabrics you can feel pretty well assured that we will carry that print and color for a much longer amount of time. I don't want to say forever because you never know what will happen, but generally basics stay around awhile.

So how do we at Rae-Bon pick which fabrics to order? We're guided by what is currently in stock. For example, no matter how many cute sewing themed lines we see, we can only order one so we have a variety of fabric to share with you. We also look at what have people liked in the past. Customers have shown us over and over again they don't want to purchase batiks, so we rarely will let reps even show us batiks. We think about what would we make out of these fabrics. This helps us in knowing what and how much to order.

Store Hours: Monday-Friday: 10am-5:30 pm • Saturday: 10am-4pm • Sunday: Closed
3060 25th St SW Fargo, ND • 701-433-7203 • www.rae-bon.com • reddoor@rae-bon.com




ANDI METZ
**SPRING
GARDEN
GNOMES**

a sampling of
NEW FABRIC
THAT just ARRIVED



NINA STAJNER
**LITTLE FAWN
CELEBRATION**



ANNE KEENAN HIGGINS
**CALENDAR
GIRLS**





Guide to Gadgets

*making your life easier
one gadget at a time*

Gadgets for Quilting



Clamp Light by Cutterpillar

This clamp gives you more leverage on your quilting ruler. Simply attach the suction cupped clamp to the top service of your ruler. You then have a grip that you can press down on when cutting. Your cuts will be much straighter and safer with your fingers away from the edge. As a bonus the clamp has a light with two different brightness levels allowing you to see exactly where your fabric is lined up on the ruler **\$39.99**

Quilter's Preview Paper by Quilters Touch

Quilter's Preview Paper makes it easy to see your design before you quilt it. Lay the clear film over the top of your quilt top and draw your quilting ideas with an ultra fine permanent marker. A fine line along the edge of the film will remind you not to draw on your project! Roll out a new section to draw a second idea and compare. When you're all done move the film away from your project and use rubbing alcohol to remove the marker. Your film is now ready to reuse on your next project. **\$11.99**



Grid Glider by Sew Steady

Do you wish your quilt slid a little easier over your extension table. The grid glider uses micro suction technology to temporarily adhere to the bed of your sewing machine and extension table creating a slick sewing surface. A hole is already precut for your feed dogs. The grid glider is 12" x 20" but can easily be cut down with scissors if you need a smaller area. **\$25.00**

FEBRUARY 2022

Sun	Mon	Tue	Wed	Thu	Fri	Sat
		1	2 Beginning Quilting Session 1 1 - 4 pm	3	4 Open Sew 10 am - 5 pm	5 Open Sew 10 am - 4 pm
6	7 Embroidery Lab Eye Candy 1 - 4 pm	8 Sew, What's New? 1 pm	9 Beginning Quilting Session 2 1 - 4 pm or 6 - 9 pm	10 Open Sew 10 am - 5 pm	11	12
13	14 Beginning Sewing: Snap Bag 1 - 4 pm or 6-9 pm	15 Open Sew 10 am - 5 pm	16 Beginning Quilting Session 3 1 - 4 pm or 6 - 9 pm	17 Brooklyn Baby Noon-5 pm	18 Sewing with Cuddle 11 am-5 pm	19 Youth Sew: Phone Stand 1 - 4 pm
20	21 Paper Piecing Club 1 - 4 pm or 6 - 9 pm	22 Grandma's Blessings 1 - 4 pm	23 Beginning Quilting Session 4 1 - 4 pm or 6 - 9 pm	24 Open Sew 10 am - 4 pm	25 Kaleidoscope Centerpiece 1 - 4 pm or 6 - 9 pm	26 Ahoy Bag 10:30 am - 4 pm
27	28 Scan n Cut 1 - 5 pm					

CLASS POLICIES

Call, visit our website, or stop in to sign up and pay for the class of your choice. Class fee is due when you register.

The class supply list will be available when you register and pay for the class. Supplies are not included in the class fee unless otherwise specified. Please have supplies purchased before class. Kits required are available at the store. No photocopied or sharing of patterns or books will be allowed in classes.

Please be setup and ready to begin class at the specified time.

We consider your enrollment to be a commitment to take the class and we in turn make a commitment to the instructor. No cancellations are allowed on classes. Thank you for not asking us to make exceptions.

Your sewing machine or serger must be in top working condition before you arrive at class. Students whose equipment is not working properly disturb and slow down the class. We service all brands of machines and sergers so come see us prior to the start of the class.

CLASSES

BEGINNING QUILTING

Wednesday, February 2, 9, 16, & 23
1:00-4:00 pm or 6:00-9:00 pm

Do you want to learn to quilt or improve your skills? This is the class for you; no experience needed. At the end of the 4 sessions, you will have learned the basic skills of quilt making: fabric selection, rotary cutting, accurate piecing, quilting, and binding. In the first class, we'll be discussing tools and selecting fabrics. A 20% discount will be given on supplies purchased during the first class. We want to make sure your quilt is completed at the end of the four sessions, so there will be homework each week. Bring your own machine. Class fee is \$75 plus supplies and book.



BEGINNING SEWING: SNAP BAG

Monday, February 14
1:00-4:00 pm or 6:00-9:00 pm

If you have little to no sewing experience, this class is for you! In this class, you'll learn rotary cutting basics, creating prairie points, zig zag stitching, and more while creating a snap bag. You'll love the ingenious closure of this handy bag. The class fee is \$35 and includes all supplies, use of a Baby Lock machine, and tools needed. You'll be able to make the bag your own by selecting your own fabric. Class is open to those 16 and older.



BROOKLYN BABY QUILT

Thursday, February 17
Noon-5:00 pm

Brooklyn Baby is the perfect baby quilt. It's quicker to stitch up than you'd expect. Some pieces are stitched together, sliced in rows, and sewn back together – so less seams than it looks. Purchase of the Brooklyn Baby Kit is required for class. There is no class fee. You will need to bring your own sewing machine and the book, Follow Your Heart.



EMBROIDERY LAB: EYE CANDY

Monday, February 7
1:00 pm-4:00 pm

Glasses, sunglasses, or a phone are always at hand in this fabulous double sided carrying case with a center section for keys, cards, pens, and more.

The class fee includes the embroidery CD from Claudia's Creations and stabilizer. All machine embroidery brands welcome the designs are available in all machine formats. The class fee is \$30 for the embroidery files and stabilizer. You will need to bring your own embroidery machine, fabric, and thread. This project is fat quarter friendly or you can use yardage.



GRANDMA'S BLESSINGS

Tuesday, February 22
1:00-4:00 pm

Our latest block of the month is a great technique builder. Each month Sandy will show you how to create these classic blocks with a modern twist. You'll be piecing the blocks slightly oversized and using the Studio 180 tools to trim the blocks to the precise size. Bring your sewing machine and create your monthly blocks in class. The class is only open to those participating in the Grandma's Blessings Block of the Month.

For February's block we'll be using the Magic Wand and the Tucker Trimmer to create half square and hour glass blocks.



KALEIDOSCOPE CENTERPIECE

2 Session Class
Friday, February 25 & March 11
1:00-4:00 pm or 6:00-9:00 pm

The Kaleidoscope Centerpiece uses prairie points to create a unique 3D folded fabric art quilt or tabletop centerpiece. The printed interfacing template makes it easy to align all of the pieces to create the star shape. The class fee is \$25. You will also need to purchase the pattern and fabric. In the first class we will be cutting and folding fabric. You will need to bring your sewing machine to the second class.



PAPER PIECING CLUB

Monday, February 21
1:00-4:00 pm or 6:00-9:00 pm

February is our second month of paper piecing club! We do have a couple of seats left if you still want to join us for this year long adventure. Each month we'll work on a different project to expand your paper piecing skills starting with learning to paper piece and work up to more advanced projects.



The 12 month club is \$300 and includes the Quilter's Paper Piecing Workbook and printed patterns each session. The classes will meet on the 3rd Monday of each month. In February, we will be stitching the Baltic Star Pouch. You will need to bring your own sewing machine.

SERGER PROJECT AHOY BAG

2 Session Class
Saturday, February 26 & March 26
10:30 am-4:00 pm

Can you believe this bag is entirely created on the serger!? The Ahoy Bag has 6 pockets: two inside, one on the front, one on the back, and a pocket on each side. There is an internal frame work of webbing to allow for the extra weight in a bag this large. Accents include prairie points and cording. The class fee is \$125 and includes a full color




pattern and in person instruction with Sandy and Val. You will also have lifetime access to online video instructions from the pattern designer, Deb Canham. The bag is designed for an 8 thread serger, but if you only have a 4 thread serger, we will help you figure out modifications. Some of your stitches will appear differently. You will need to bring your own serger, fabric, and supplies.

SEWING WITH CUDDLE

Friday, February 18
11:00 am-5:00 pm

Have you been eyeing a Cuddle kit but are feeling a little intimidated sewing with this material? In this class, we'll get you over those fears and create a project or two. Purchase of a Learn to Sew with Cuddle kit is required for class (three different options available).

There is no class fee. The Learn to Sew with Cuddle kit includes six easy projects designed for beginners and essential notions. You will also need to bring your own sewing machine.



YOUTH SEWING: PHONE STAND (AGES 8-15)

Saturday, February 19
1:00-4:00 pm

No sewing experience needed! This month we're stitching up a beanbag for your phone. This is a great stand for keeping your phone propped up for movie watching. Once you learn how to make it you'll want to make gifts for all your family and friends. Class is limited to the first 6 students. The class fee of \$25 includes all project supplies and use of a sewing machine.



SEW, WHAT'S NEW?

Tuesday, February 8
1:00 pm

New items are always arriving at Rae-Bon Sew & Quilt Shop! Stop by each month for a fun filled social hour and show of everything new (fabric, notions, machines, etc.). Receive a 10% discount on any new items highlighted that day. Plus bring whatever you've been working - everyone loves a good show and tell.



OPEN SEW

Bring whatever project you'd like to work on and join your friends (or make new ones). We'll provide irons and the space to work. You bring your project and any supplies you need.

Open Sew is free, but sign up is required to reserve your spot as space is limited.

Friday, February 4: 10 am - 5 pm
Saturday, February 5: 10 am - 4 pm
Thursday, February 10: 10 am - 5 pm
Tuesday, February 15: 10 am - 5 pm
Thursday, February 24: 10 am - 4 pm

New Owners Class

Explore the features and stitches of your new sewing machine. You will stitch samples, learn the functions of your machine, and basic cleaning. Open to Baby Lock, Brother, Pfaff, and Viking owners. No charge for machines purchased at Rae-Bon; \$75.00 for others. Bring your machine, accessory feet, foot control, power cord, spool of thread, and bobbin.

A new owners class is also available to learn the basics of machine embroidery. No charge for machines purchased at Rae-Bon; \$150 for others. New Owners Classes are by appointment. Please call the shop at 433-7203 to register.





GRANDMA'S BLESSINGS

PIECED BLOCK OF THE MONTH

Michelle Renee Hiatt designed each of the blocks in Grandma's Blessing to be timeless with a twist. These blocks are inspired from newspaper clippings found in her Oma's "under the bed box", basically old newspaper and catalog clippings from the early 1900s through 1980. Michelle has taken the blocks and modernized the construction method to today's times and streamlined the piecing process using her favorite Studio 180 Design Tools.

Each month of this twelve month block of the month, you'll learn new techniques and ways to use our favorite Studio 180 tools. The quilt utilizes the Tucker Trimmer, Wing Clipper, Square Squared, Quilter's Magic Wand, Four Patch Square Up, and V Block. After making this quilt you'll be hooked on how magical these tools are. Once you've learned how to use the Studio 180 tools it'll be

easy to spot these block types in your future projects and thus be able to more easily piece precise blocks.

As part of the block of the month you'll receive detailed, illustrated instructions each month on how to use the Studio 180 tools to construct your block. If you're more of a hands on learner, attend the Grandma's Blessings class on the fourth Tuesday of each month. This class is included as a bonus for block of the month participants at no additional charge.

72" x 72"

12 month program beginning January 15

Beginning in February, each block will be available on the 1st of the month.

The sign up fee is \$30 and the monthly fee is \$16. Over the twelve months you will receive the pattern and fabric for the top and binding.



Were you wowed by a Scan n Cut demo but are a little nervous to get started? Or maybe you just know there is more you could be doing with your Scan n Cut? We've got a class for you!

Jennifer has created a five session class covering a range of the Scan n Cut features. Each session will build on previous knowledge so you become an expert on the Scan n Cut and Canvas Workspace. It's easier to remember what different features do and why you would want to use them when making an actual project, so Jennifer has curated a collection of projects across a range of crafts. You'll create beautiful things while learning all your machine can do. We hope you'll love all the projects but if some of them are not your style or interest, please remember you're learning the techniques! Once you have these valuable skills you'll be able to apply them to future projects that you dream up. The class will meet on the fourth Monday from February-June from 1-5 pm.

The materials you need to create each project are included in your class fee. These classes are your opportunity to try out lots of different techniques and materials to see what you like. No need to buy an entire roll of foil if that's not your cup of tea. We'll have a sample for you to use in class. But if you love the fusible web we're testing out, we can show you how to purchase more.

You will need to bring your Scan n Cut to class each session as well as any Scan n Cut consumables (mats, blades, etc.) and some basic crafting supplies. A supply list will be provided each session so you know what to bring. Some sessions we will be using Canvas Workspace, Brothers free online software for editing and

creating cutting files. For these sessions you will need to bring a laptop (recommended) or tablet so you can get hands on practice.

The Scan n Cut class is only open to those with a machine from the DX series (machines with an auto blade). We are still finalizing a couple of the later projects and will have the total kit fee determined soon. The kit fee will include all the materials for each project and a workbook to walk you through each lesson. Please watch your email for an announcement that enrollment has opened. There is no class fee if your Scan n Cut was purchased at Rae-Bon Sew & Quilt Shop. The class fee is \$150 for machines purchased elsewhere.

Class 1: Monday, February 28

Let's get the Scan n Cut out of the box! It's okay if you've never used your machine. We'll start with the basics this session and cut a couple of built in designs. We'll also go over different setting options and tools built into your machine.



Projects: Framed Quilt Block and Wood Ornament

Materials to Cut: cotton fabric and iron on foil

Sampling of Skills You'll Learn: fussy cutting, drawing seam allowances, resizing designs, and weeding

Class 2: Monday, March 28

While the Scan n Cut works without a computer program, Canvas Workspace really expands what you can create. They also offer a ton of ready to go projects for you. This session we'll setup a Canvas Workspace account and play with some of the basic features. Laptop (recommended) or tablet required.

Projects: Cork Notebook Cover, Tear Away Gift Tags, & Vinyl Text for Framed Quilt Block

Materials: cork, cardstock, and vinyl

Sampling of Skills You'll Learn: exporting files from Canvas Workspace, importing SVG files, adding text for cutting and drawing, how to layer vinyl



Class 3: Monday, April 25

The Scan n Cut makes cutting out appliques a breeze. Did you know the Scan n Cut can read a pes file? We'll cut applique for machine embroidery. We'll also use a printed pattern to create a cut file.

Projects: Cupcake Zippered Pouch, Hello Spring Banner, and Camera Applique Mug Rug

Materials: fabric with a variety of fusible web and OESD glitter vinyl

Sampling of Skills You'll Learn: working with a pes file, scan to cut data, adding an offset, and utilizing the drawing tool



Classes four and five are still being finalized and projects may change slightly before enrollment opens.

Class 4: Monday, May 23

Canvas Workspace allows you to create your own cut files. This session we'll dive deeper into all Canvas Workspace can do. Laptop (recommended) or tablet required.

Projects: Collection of Greeting Cards

Materials: cardstock, transparency film

Sampling of Skills You'll Learn: Process overlap features, character spacing, image tracing, and direct cut



Class 5: Monday, June 27

Did you know your Scan n Cut could cut wood? Or that you can use a stencil to wood burn? Let's put all of your Scan n Cut knowledge to use and create some on trend home décor items.

Projects: Felt Flower Wreath and Wood Round Sign

Materials: felt, vinyl, basal wood

Sampling of Skills You'll Learn: wood burning with a stencil, installing premium functions

PFAFF
Perfection starts here.™

DISCOVER A NEW DIMENSION OF CONNECTION

Limited time
FREE GIFT
PFAFF® LUXE
Luggage Set
\$1,499 Value

ORDER YOUR
creative icon™ 2
SEWING & EMBROIDERY MACHINE
NOW FOR ITS ARRIVAL
IN MARCH.

available in:
PURPLE AURORA



MSRP \$19,499

PLUS, LIMITED QUANTITIES AVAILABLE OF THE LIMITED EDITION MODELS



MSRP \$19,999

NORTHERN LIGHTS

MSRP \$19,999

WINTER WHITE

MSRP \$19,999

DUSK FABRIC

Experience World Firsts!*

available on all models



A.I., ARTIFICIAL INTELLIGENCE,
TECHNOLOGY



SPEECH RECOGNITION**



creative™ EMBELLISHMENT
ATTACHMENT
(optional accessory, sold separately)

Offer valid January 10 - February 28, 2022. Go to Pfaff.com to find a dealer near you.

PFAFF, PFAFF PERFECTION STARTS HERE, CREATIVE and CREATIVE ICON are trademarks of KSIN Luxembourg II, S.a.r.l. ©2022 KSIN Luxembourg II, S.a.r.l. No prior purchases. Cannot be combined with any other offers or discounts. All rights reserved. All pricing decisions are at the sole discretion of the retailer. Prices are suggested and may vary by location. *As compared to Bernina 880 PLUS, Brother Luminaire 2 Innovis-XP2, and Babylock Solaris 2 **Amazon Alexa, Google Assistant app or smart-home devices are required to use ***Languages currently available for voice recognition feature are English, Spanish, German and French

160
YEAR
ANNIVERSARY

Celebrate National Embroidery Month

Love our Deals!

0% APR

FOR 60 MONTHS*

On ANY sewing and embroidery machine over \$5,000 with your Sewing and More credit card. Equal monthly payment required.**

February 4 - 21, 2022

Get a Brother
\$100
Prepaid Card†
Direct from Brother
with purchase of
NQ1700E

MORE GREAT DEALS AT YOUR LOCAL BROTHER DEALER

Purchase a PR680W or PR1055X



FREE
Durkee
EZ Frames†
SAEZ7MN
\$369 Value



FREE
Machine
Stand†
PRNSTD2
\$1415.99 Value

DIRECT FROM DEALER

Purchase a VM5200 or VE2300



FREE
PE DESIGN 11†
†from dealer with purchase of
VM5200 or VE2300 (\$2139.99 Value)
DIRECT FROM DEALER

Stellaire Innov-ís XE1



*Offer applies only to single-receipt qualifying purchases made between February 4th - 21st, 2022. \$5,000 minimum purchase required. Software and accessories are not included in the financing offer and must be purchased separately. Subject to credit approval. No interest will be charged on promo purchase and equal monthly payments are required equal to initial promo purchase amount divided equally by the number of months in promo period until promo is paid in full and only applies to the selected financing options shown. Minimum monthly payments required to pay off total balance of purchase. **The equal monthly payment is equivalent to promo purchase price (excluding taxes and delivery) divided by number of months in the promotional period, rounded to the next highest whole dollar, and may be higher than the minimum payment that would be required if the purchase was a non-promotional purchase. Regular account terms apply to non-promotional purchases. For new accounts: Purchase APR is 29.99%. Minimum interest charge is \$2. Existing cardholders should see their credit card agreement for their applicable terms. If you make your payments by the due date each month, you should be able to pay off this purchase within the promo period if this balance is the only balance on your account during this promo period. If you have other balances on your account, this monthly payment will be added to the minimum payment applicable to those balances. †Dealer discounts and/or gift with purchase fulfilled at time of purchase by participating Authorized Brother Dealer. Prices set by dealer may vary. ‡Please allow 8 to 10 weeks for the receipt of the \$100 Brother Prepaid Visa* Card. Limit one claim per model per person, household, family or address. Refurbished or used machines do not qualify. Brother Visa* Prepaid Card is issued by MetaBank™, Member FDIC, pursuant to license from Visa® U.S.A. Inc. The Visa* Prepaid Card is not redeemable for cash or usable at any ATM. Terms and Conditions apply to card. Subject to applicable law, a monthly maintenance fee of \$3 (USD) applies, but is waived for the first six months after the card is issued. Brother International Corporation reserves the right to substitute a check of equal value in lieu of a Visa* Prepaid Card at its discretion. ©2022 Brother International Corporation. ©Disney

brother
at your side

baby lock

Interest Free **FINANCING**

February 13-21, 2022

0% interest for 48 months on purchases of \$3,000 or more using your Sewing & More Credit Card



Solaris™ 2
BUNDLE

PURCHASE A SOLARIS 2 SEWING AND EMBROIDERY MACHINE AT MSRP AND RECEIVE A LOVE OF SEWING MEMBERSHIP AT NO ADDITIONAL COST!

baby lock

FOR THE LOVE OF SEWING