

# Shirley's Sewing Room

Box 1637 506 Main St. Moosomin Sk. S0G 3N0 306-435-3633

E-mail; shirleys.sewing@sasktel.net Website; shirleyssewingroom.com

## Happy New Year

Happy New Year! I hope your Christmas and New Year festivities were everything you imagined. The weather was not very cooperative with the ridiculous cold temperatures. I was in Newfoundland with my daughter and her family and although it was not nearly that cold, it stormed every day. It was very relaxing with lots of movies and board games.

With the New Year we are always asked what our New Years Resolution will be. I am asking you what your Quilting Resolution might be? Maybe we can help you keep it!

Is it to increase your quilting skills and finally conquer a new technique? If so I hope we have included a class or 2 that might spark you to try something new.

Is it to make quilts more quickly so you can complete more projects? If so maybe you could take advantage of some of our retreats or quilting days.

Perhaps you want to finish up some of those projects you started last year. If that is your goal, then you should join our UFO Challenge.


Maybe you want to bust your stash this year (to make room for more fabric, naturally!). We have lots of patterns and books that lend themselves to scrappy looks.

Whatever your resolution is, we wish you all the best and hope we can help!

## Charity Quilts

2nd and 4th Monday of each month  
from 1:00-4:00

Come and join us for a fun afternoon of sewing. We provide the fabric, you sew and together we will provide quilts for those in need.



## Mystical Prism

Thursday Feb. 15, 22 and March  
1, 8, 15, and 22 1:30 p.m.

Every year we choose a pattern and then we meet once a week to work on a part of that quilt. This year I have chosen the pattern Mystical Prism by "Wing and A Prayer". This gorgeous quilt features many different blocks that are placed in a very pleasing setting to make this quilt that finishes at 102" x 102". I demo a block or 2 each week, then you go home and sew up your block in your own color choice, then you return the next week with show and tell.

Pattern; \$35.95

## Retreat and Trunk Show

January 19, 20 and 21

Moosomin Senior's Building

Trunk Show Friday 7:00 p.m.

We are thrilled to have Melissa Marginet, the author of "Walking Foot Quilting Designs" come and join us for a weekend and share all her tips and tricks with us. She will be teaching 2 different classes on the Friday and Saturday. Unfortunately these 2 classes are sold out at the time of printing but she is also going to do a Trunk Show on Friday night, when she would love to share her journey with you. This is a full trunk show with many quilts of all sizes and shapes with stories and laughter.

Also on Friday night I am inviting you to come and celebrate my birthday with me, as you know that is how this retreat started. I will have birthday cake and specials and freebies for you all. The cost for just the Trunk Show is \$35.00




## Circle Square Ranch

March 23, 24 & 25 OR

April 20, 21, & 22

Circle Square Ranch is located 20 km south of Wolesley. It is a camp with a large building that contains a large dining hall - where we will sew and then several bedrooms in the same building. As it is a camp you will need to bring your own bedding and towels. They will provide us with 6 meals - supper on Friday, breakfast, lunch and supper on Saturday and breakfast and lunch on Sunday. We can arrive Friday morning after 9:00 and leave Sunday afternoon. You need to provide your own lunch on Friday. That should give us time to get some sewing done! The cost for the week-end is \$125.00. To keep this fair for everyone, I will start taking registrations on Feb. 1. Payment after that date will secure you a spot.



Class Policies

You must pre-register for all classes, either by phone or in person. Class fees must be paid in advance to reserve your space as class space is limited. If the class is canceled these fees will be fully refunded.

At the time of registration, you will receive a supply list of what is needed for that particular class. We appreciate you buying your supplies from us so we will give you a 15% discount on all supplies for your class. Most of the classes require a sewing machine. Please make sure yours is in good running order. If you do not have a sewing machine you can bring, let us know and we will have one ready for you.

Cargo Pocket Bag


Saturday Feb. 17 9:00-4:00

The Cargo Pocket Bag is a casual soft to carry bag which can be made from many different fabrics, including denim! The bag comes with two cargo pockets and two flat pockets on the outside of the bag. There is also a discreet pocket inside the bag which is perfect for carrying makeup, change, or any of your small belongings.

Class; \$30.00 Pattern; \$15.99

Its my Tuesday and I will quilt if I want to!


Do you have projects you would like to finish but can't find the time? Maybe you need a little help with a certain technique? On the 3rd Tuesday of each month we will meet at the store and work on whatever you want. You can come at 1:00 or at 7:00 or you can come at noon and stay all day.

Ombre Log Cabin

Saturday Feb. 24 9:00-4:00

The Log Cabin has always been a favourite of mine and now we get to take this classic block and pair it with the new ombre fabrics for a very modern looking quilt. You just need one ombre fabric for the whole quilt that can be made as a baby, lap or queen size. the blocks are large scale for a dramatic impact and a faster sew.


Class; \$30.00 Pattern; \$16.98

Tumbling Triangle

Tuesday Feb. 27 9:00-4:00

By combining 2 contrasting fabrics you will create triangles tumbling down the quilt. Using a Studio 180 Design V Block tool this quilt is fun and quick. It can be made whatever size you need.

Class; \$30.00 Pattern; \$16.98  
V Block Tool; \$32.98

Convex Illusions

Saturday March 3 9:00-4:00

Convex Illusions is a very easy quilt pattern using strip piecing and simple construction techniques. The combination of shapes and shades creates the dramatic 3D optical illusion

Class; \$30.00 Pattern; \$14.98

Beginners Quilting

Tuesdays March 6, 13, 27  
and April 3, 10, 24 for 6 classes  
9:00 - 4:00

Each day we are going to make a part of this small quilt in 6 easy classes. It is made up of 2 simple blocks that will teach the basic techniques all done on the sewing machine. You will learn how to find a true 1/4" seam, half square triangles, strip piecing, quilting and binding. This is a very basic class geared to beginners or anyone wanting to perfect the basics.

Cost; \$180.00 for 6 classes

Dream Big

Saturday March 17 9:00 - 4:00

This is the most adorable quilt for that special little one in your life. It is a great project for you to learn how to do applique. It finishes at 38" x 55", a nice size for a crib quilt.

Class; \$30.00 Pattern; \$14.98

Served With a Twist

Monday March 19 9:00 - 4:00

A Twist on a classic table runner, this pattern instructs how to make a table runner and placemats with dimensional "bowties" which are the napkin holders.

Class; \$30.00 Pattern; \$10.98



### Take 5

Thursday April 5

Take 5 minutes, choose 5 fabrics and in just 5 hours you can make this fantastic quilt. This would be a great project for a beginner or someone who wants to make a quilt in a hurry. It can be made in any size from a mini to a king size.

Cost; \$30:00 Pattern; \$11.98



### Imagine

1st Wednesday of each month starting on Feb. 7 9:00 - 4:00

This fun Block-of-the-Month quilt celebrates positive and uplifting words for each month. Make the large quilt or celebrate each thought monthly with the individual mini quilts or pillows. The large quilt finishes at 66" x 85" and the little quilts finish at 14" x 14". There are buttons to finish off each block.

Class; Free with the purchase of the book and kit

Book; \$36.98 Kit; \$24.98

### Machine Embroidery

Jan 26, Feb.14, March14, April 11,  
May 9, June13 9:00-4:00

We are still having a lot of fun learning how to use the embroidery unit of our sewing machines. Each month we make a project from OESD Embroidery Club.

In January we are doing Free Standing Lace

Cost; \$30.00 per month

### Backpack

Saturday April 28

9:00 - 4:00



Last year we did a lot of projects using patterns "ByAnnie". We discovered how well written these patterns and her attention to detail. To add to our collection of her projects I would like to offer this backpack. This travel friendly backpack features a quick grab handle as well as adjustable straps. It features the many pockets we know Annie loves to include in her patterns. If finishes at 14"H x 9" to 12"W x 4" to 6"D.

Cost; \$30.00 Pattern; \$14.98

### Coming Events

Melville Quilt Show

April 20 and 21

Regina Quilt Show

May 11 and 12



Here is how we are going to challenge you this year.

Chose at least 12 UFO's(I am sure you can find that many) you would like to finish this year and assign one to each month of the year. On the first of each month we will randomly pick a number and that will be the project you will work on that month. January will be #1.You can always do more if you wish! Post the picture of your finished quilt or bring it in to the store. We will award points for each completed item that represent Shop Credit. Everyone wins! \$1.00 if the project is finished ( It must be quilted and bound)

\$1.00 if it is finished in the month it was due

\$1.00 if the majority of the supplies were purchased from our store

\$1.00 if you finished a project from one of our classes

\$2.00 if you donate your finished project to a charity

There will also be prizes awarded for the people who finish the most UFO,s



Saturday January 27

9:00-4:00

This is a day which we, as quilt shop owners, designate to say thanks to you faithful customers, who support us through the year.

Please join us for a fun day of quilting. You can bring something to work on, we will demonstrate some of our new products or techniques and there will be many in store sales!

This day is also a great chance to see the samples of the upcoming classes and sign up for the classes you think look interesting.

We would like to provide lunch for you so please let us know so we can be prepared.



We are now on facebook!  
Please check us out.

Quilting with RulersClass in a Bag

Learn how to quilt with rulers, a new method of free motion quilting that uses a ruler to guide your stitching. We will make a quilt-as-you-go quilt covering 13 new Designs over 41 blocks. All the rulers we will use are included in the bag. The set includes;

- \*10"x10"Yazzi Bag w/ zipper & inside pocket
- \*Continuous Border Loop 2" x 2"
- \*Westalee Spin-e-fex 11 9.5"
- \*London Collection Continuous Hearts-a-Plenty 4 2"x4"
- \*SashLee Quilt Template (Simple Ditch Ruler and Sashing)
- \*Spacing Gauge
- \*Instruction Book and CD with all the lessons - no more downloading!!

This will be a series of 8 classes where we construct a different design each class. Fourth Wed. of each month; March 28, April 25, May 23, June 27, July 25, Aug. 22, Sept. 26, Oct. 24 9:00 - 4:00

Cost; \$75.00 Bag of rulers; \$110.00

Quilting with Ruler of the Month

Each month we will explore a different template and get some ideas how to use it. In the process we will make a small project. These are one day classes

January 10 - Circles on Quilts

February 16 - Circles on Quilts

Wreath

March 16 - Spinning Wheels

April 27 - Mini Fills

Cost; \$30.00 The templates will be discounted for those attending the class.

Thread Workshop

with Anita Zobens

April 13 and 14

I am pleased to announce that Anita Zobens, a certified teacher for Superior threads is going to come and do a workshop on threads. The focus of the 2-day workshops are thread: how to use threads in different projects, how to set up your machine for different thread weights, and the proper needles to use when pairing thread.

April 13 - Applique Buffet

Have a taste of various techniques and sample some products that are available to simplify the process. Learn both turned edge invisible and fused decorative methods.

April 14 - Open Thread Bar Workshop

Learn how to choose the correct needle, and to overcome your fear of the tension dial. We'll discuss the properties of the different threads available today so that you can make an informed decision when choosing thread.

Cost; \$65.00 per workshop or both for \$120.00 This includes your lunch.

From

Shirley's Sewing

Box 1637

Moosomin Sk. SOG 3N0

Tucker University

Third Wed. starting Jan. 17, 9:00-4:00  
Tucker University is a 12-month series of fully designed technique classes for the Studio 180 Design Tools and Techniques by Deb Tucker. You may already have one and don't remember how to use it!

This program is intended to offer you an exciting opportunity to build your skills and accuracy. In each Tucker University class, a new Studio 180 Design tool is taught each month. We only make 4" units so each month you can combine and create new blocks. The creativity is contagious!

Tucker University classes will build one upon the next. You don't have to attend all of them but you just might miss something!

Cost; \$30.00 each, includes laminated technique sheet and laminated design sheet.

In January we will be exploring the "Square Squared" tool. This unit can be found within blocks as well as sashings. Since this unit is often used to connect other units, the points are extremely valuable for the design to work. You will save those points with Square Squared tool!

February - Corner Beam

March - Rapid Fire Lemoyne Star

Published at Shirley's Sewing Room

GST# 691462459

Mailed under Canada Post Publications

Mail Sales Agreement #40717540

Customer #7037216