

# Shirley's Sewing Room

Box 1637 506 Main St. Moosomin Sk. S0G 3N0 306-435-3633  
E-mail; shirleys.sewing@sasktel.net Website; shirleyssewingroom.com

## Happy New Year!

The holidays were wonderful and I so enjoyed the break and spending time with my family. The cold and stormy weather has certainly made traveling a challenge but I hope you were all able to get where you wanted to be safely. I managed to duck between storms both traveling to Newfoundland and on the way back.

As wonderful as holidays are, it is always good to get home and I look forward to another great year of quilting and sewing. I have some new classes and events, that I hope will inspire you. Maybe one of your New Year's Resolutions might be to try something new, or maybe you have decided 2014 will be the year to finish some of your UFO's and use what you have in your stash. If that is the case we have some projects that might get you started.

I look forward to seeing each and everyone of you in the New Year and I hope we can be helpful and inspiring!

## Charity Quilts

2nd and 4th Monday of each month from 1:00-4:00 starting January 13.

Come and join us for a fun afternoon of sewing. We provide the fabric, you sew and together we will provide quilts for those in need.



## January 24, 25 and 26

We had such a good time at my birthday retreat last year that we decided it should become an annual event ( I do have a birthday every year), so we are going to meet at the Communiplex in Moosomin where we were last year and have another retreat - without the birthday party. We will set up Friday afternoon and sew until Sunday afternoon. Dig out all those UFO's and lets get them done! We will provide supper on Friday, lunch and supper on Saturday and lunch on Sunday. We will let you make your own arrangements for sleeping accommodations. Let us know if you need help with that. We will share lots of laughs, see some demo's, win some prizes and get lots of sewing done. This could be your present to you after all the busyness of the Christmas holidays. Let us know as soon as possible if you will be able to attend. The cost for the week-end will be \$98.00

## Coming Events

Manitoba Prairie Quilters Quilt Show March 28-30 Winnipeg Mb.  
Melville Quilt Show April 25 & 26 Melville Community Works  
Nifty Needlers Quilt Show April 26 Riverview Curling Club Brandon Mb.  
Prairie Piecemakers Quilt Show May 2 & 3 Regina Sk.  
Highway #1 Quilter's Run Shop Hop May 29 - 31

## Quilt Retreats

In order to help you catch up on those unfinished projects you have hanging around we are offering 2 retreats this winter. You get to come with your project and sewing machine and we will look after everything else

## March 28, 29, and 30

We are going to try a new venue for our Spring Retreat. We are headed west to Circle Square Ranch, 20 km south of Wolseley, which is 123 km west of Moosomin on the #1 Highway. It is a camp with a large building that contains a large dining hall - where we will sew and then several bedrooms in the same building. The bedrooms have several beds, some cots and some bunkbeds in each room but in different configurations so I am sure we can make you comfortable. As it is a camp you will need to bring your own bedding and towels. The accommodations are not 3 Star but I have heard good reviews of the ranch. They will provide us with 6 meals - supper on Friday, breakfast, lunch and supper on Saturday and breakfast and lunch on Sunday. We can arrive Friday afternoon and leave Sunday afternoon. That should give us time to get some sewing done! The cost for the week-end is \$100.00. I expect this will fill up quickly so please let us know if you are interested. If you have any questions please give me a ring.

## On going Classes

2nd Saturday of the month  
Saturday Sampler Marti and Me  
Hugs and Kisses



### Table Please

1st Sat. of each month 9:00 a.m.

This is a new book by "Art to Heart". It features unique table runners for special occasions. In February we do one for Valentines, March is St. Patricks, April is Easter, May is spring, and June is summer. You buy the book which contains all these projects plus more and then you can choose which months you want to come to class (hopefully all of them)

Cost;\$30.00 each month  
Book; \$21.98

### Cozy Strip Patterns

Lots of Options!



### Strip Club

1st Tuesday of each month 9:00a.m.  
Let's have some fun and use up some of that stash of fabric you have. Each month I will choose a pattern that uses 2 1/2" strips, you can bring your fabrics, or maybe that Jellyroll you have been wondering what to do with and we will make it in to a beautiful quilt. If you bring your fabrics you can cut them into strips with our Accuquilt Studio!  
Cost; \$30.00 per month - includes the pattern

### Its my Tuesday and I will quilt if I want to!


Do you have projects you would like to finish but can't find the time? Maybe you need a little help with a certain technique? On the 3rd Tuesday of each month we will meet at the store and work on whatever you want. You can come at 1:00 or at 7:00 or you can come in the afternoon and stay for the evening!

### Class Policies

You must pre-register for all classes, either by phone or in person. Class fees must be paid in advance to reserve your space as class space is limited. If the class is canceled these fees will be fully refunded.

At the time of registration, you will receive a supply list of what is needed for that particular class. We appreciate you buying your supplies from us so we will give you a 15% discount on all supplies for your class. Most of the classes require a sewing machine. Please make sure yours is in good running order. If you do not have a sewing machine you can bring, let us know and we will have one ready for you.


### Block of the Week



### Tonga Nature

Wed. Feb. 5, 12, 19, 26,  
and March 5,12,19,26 at 2:00p.m.

This quilt pattern was designed as a block of the month by Wing and a Prayer Design. We are going to shorten that up and do it as a Block of the Week. Each week I will do a demo of one part of the quilt and show you any tips or shortcuts, you will then go home and sew your quilt. The next week you will bring it back with you so we can see how the quilt looks in your colors.  
Pattern; \$24.98



1st Friday of each month at 9:00  
starting on February 7

We have just recently added wool to our inventory and these small wallhangings are the perfect project to try working with these beautiful wools. Each month we will do a new wallhanging to suit the month. They finish at 7" square.

Cost; \$28.98 each month



### Diamonds Jubilee Bargello

Thurs Feb. 13 and 20, 9:00-4:00

This bargello pattern is designed by Nancy Smith and is created by using an easy strip piecing process and a unique puzzle piecing methodology developed by Nancy to help keep you organized.

This class is an intermediate class

Cost; \$50.00

Pattern; \$12.98



### Zig Zag Placemats

Saturday Feb. 22 9:00-4:00

To make these unique placemats, you need to buy 1/2 meter of 6 different fabrics and you end up with 6 co-ordinating placemats.

Cost; \$30.00 Pattern; \$11.98



### Periwinkles & Lavender

Thurs. March 13 9:00-4:00

This very attractive quilt is an excellent one for beginners or a quick quilt for you with more experience. It would work well with scraps of lights and darks. The pattern is taken from a book by Debbie Caffrey.

Cost; \$30.00 Book; \$18.98



### Crossbody Bag

Sat. March 22

9:00-4:00

This pattern designed by Indygo Junction leaves lots of room for you to be creative. It has a zippered closure, an outside pocket and can be made with a gusset or not. This might be the perfect project to use the new colored denims we have in stock.

Cost; \$30.00 Pattern; \$14.98



### All About Machine Embroidery

1st Wed. of each month at 7:00 p.m.  
Feb. 5, March 5, April 2, May 7, June 4

We want to explore the world of machine embroidery. Each month there will be a new project to teach us more of what these great embroidery machines can do. In Feb. we will discover how to do applique in the hoop and make these placemats.

Cost; \$75.00 for 10 months

### Day of New Beginnings!

The 3rd Saturday of each month will be a day when we welcome all of you that are new to the quilting or sewing world. We are anxious to share our passion for sewing with you!

### Beginners Quilting

by Machine

Starting Feb. 15

9:30 - 12:00

In the morning we are going to make this small quilt in 8 easy classes. It is made up of 2 simple blocks that will teach the basic techniques all done on the sewing machine. This is a very basic class geared to beginners.

Cost; \$45.00 for  
8 classes


### Mom's Club

Starting Feb. 15

1:00 - 4:00

We know there are some Moms out there who would like to sew for their new babies so we are inviting you to come with or without your babies and we will choose sewing projects that you can make up quickly and learn some new skills. The first month we will make a Self Binding Receiving Blanket.

Cost; \$15.00 per month



### Finishing School

Tuesday April 8 9:00 - 4:00

Most of our classes focus on making the top of the quilt or runner. In this class we are going to take you from there to a finished article. You will learn how to add borders to a quilt top, how to prepare and quilt your quilt on your machine, how to bind the edges and how to add a label or finishing sleeve.

Cost; \$30.00



### Quilt Block Fusion

Wed. April 2, 9, 16, 23, 30

May 7, 14 at 1:00 p.m.

When I was at Quilt Market I met the author of this book - Penny Haren. She has some innovative piecing techniques to create perfect blocks with ease. Each week we will learn a new technique and build on them to make blocks for the quilt in the picture. Some of the techniques we will learn are;

- Basic paper -piecing
- Paper-pieced applique
- Paper piecing with pieced segments
- Grandmothers flower garden
- Dresden plate
- Strip -pieced appliques

Cost; \$65.00 Book; \$26.98



### Accuquilt Go Club

2nd Wednesday of each  
month at 7:00 pm  
Feb. 12, March 12,  
April 9, May 14,  
June 11

Accuquilt GO! Fabric Cutters are a great tool. You can save hours of cutting time and have precise and accurate pieces, allowing you to spend more time doing what you love - creating beautiful quilts.

There has been a new line of dies released that are called "stash busters". We are going to explore different patterns using these new dies. If you don't own an accuquilt cutter, we have a Studio model in the store you could use.

We are now on Facebook!

Please check it out!



**Block of the Months**

These are the Block of the Month we have in progress right now. You can join up anytime and pick up your first block or we can mail them out to you.

**Wind in the Whiskers**

Cute kittens and curious cats meet fluttering birds and butterflies in this gorgeous design by McKenna Ryan. It finishes at 65 1/2" x 65 1/2".

\$56.98 a month for 7 months

**Angels Among Us**

This small quilt features both applique and hand embroidery. There is also a little bit of piecing. It finishes at 43" x 45".

\$24.98 per month for 6 months

# BERNINA<sup>+</sup>

*made to create*

Bernina has some great machines to offer from the entry level of the 215 model to the deluxe 830 model. Come in and test drive your dream machine!



Bernina 750 with embroidery module

This machine was designed for the quilter, with a 11 inch opening, a stitch regulator and a large bobbin. The embroidery module makes it a complete creative center.

**Lone Star Pizzazz**

This stunning quilt is made up of 8 different blocks and the star. The pattern and the fabrics were designed by Jackie Robinson. It is a large quilt finishing at 105" x 105".

\$24.98 per month for 10 months

**Roses of Remembrance**

This colorful applique quilt was designed by Sharon Pederson. The fabrics used are all batiks by Island Batiks. You also need to purchase the book, "The Rose of Sharon Block".

It finishes at 63" x 63".

\$28.98 per month for 13 months



Bernette  
Chicago 7

This compact sewing and embroidery machine offers you the chance to do embroidery without buying a big machine. It has 100 stitches and a needle threader

Regular price; \$1099.00

Sale Price; \$899.00

**From**

Shirley's Sewing Room

Box 1637

Moosomin Sk. SOG 3N0

**What's New****Creative Grid's Scrap****Crazy Template Set**

Cut 5 pieces from 3 template to create a Crazy Patch block that finishes at 8" \$24.98

**Story Patches**

Use this sew on code to attach audio, photos and videos to your quilt.

\$3.95 each

**Sulky Petites**

This 12 weight cotton thread is faster, easier, and more fun than floss. One strand is the equivalent to 2 strands of embroidery floss. 50 yd

**Anita Goodesign Embroidery Designs**

We now carry a large selection of embroidery design CD's for those of you that have an embroidery machine.

**New Fabrics**

Stratford from Northcott

A large collection of browns, creams and whites

Soho Chic by Sandy Gervais

layer cakes, honeycombs, yardage

A New Leaf by Benartex

Urban Oasis by Benartex

Sweet Pea by Kansas Troubles

layer cakes, charm squares, candy squares and yardage

Spring Symphony by RJR

Published at Shirley's Sewing Room

GST# 691462459

Mailed under Canada Post Publications

Mail Sales Agreement #40717540

Customer #7037216