

# Shirley's Sewing Room

Box 1637 506 Main St. Moosomin Sk. S0G 3N0 306-435-3633

E-mail; shirleys.sewing@sasktel.net

Website; shirleyssewingroom .com

## Winter 2013

Here we are entering a brand new year! It seems to be a tradition to make New Year's resolutions for the new year, most of which will likely be broken but here are a few you might consider making for the year 2013.

1 - I will share my love of quilting with another person. Young children and grandchildren love to learn. A few words of encouragement and a little patience will help them discover why you love it so much. Or perhaps there is a neighbour or someone new to the quilting world.

2 - I will take a class. There are many opportunities to learn and improve techniques. Hopefully some of the classes we are offering might appeal to you.

3 - I will finish a UFO. We all have them. Pull one out and commit to finishing it!

4 - I will donate some of what I will not use. You know that fabric you bought years ago and no longer like, why not donate it to a group that makes charity quilts.

5 - I will step out of my box. Try making something that is totally....not....you!

6 - I will organize my fabric stash. Once you know what you have it will be easier to find what you need.

7 - I will learn to use those tools I bought. We all have them - rulers, gadgets, and accessories that we haven't touched yet.

What ever your resolution is, make sure you make time for quilting a priority and HAVE FUN!!!

## Fabric Shoppers Unite...



**January 24, 2013**

This is a very special day when we will join in a worldwide celebration of independent quilt shops. It is the local quilt shops that are keeping quilting alive and well and with your support we will continue to do so. Most quilt shops are run by people who are passionate about their quilting and want to share that with you, so make

sure you visit as many as you can.

To celebrate the day we will be doing a series of demos of new tools and techniques, come and see as many as you can:

10:00 - TAP - Transfer Artist Paper, a great new iron-on heat transfer paper

10:30 - Log Cabin Square Up Ruler from Creative Grids

11:00 - Working with Hexagons

12:00 - Come and join us for a light lunch (Please let us know if you will be able to stay for lunch)

1:00 - Cutting Corners Ruler by Sharyn Craig

1:30 - Hand Embroidery, the latest craze!

2:00 - Creative Grids 90 degree Strip Ruler for Quarter Square Triangles

3:00 - Time for coffee and cookies

3:30 - Try before you Buy! Studio 180 has designed a very neat ruler. It makes the Lemoyne Star in 10 different sizes with no set in seams. We are giving you a chance to try the ruler before you buy. We want you to make a block and then donate that block to our "Comfort Quilters" who will put all those blocks together and make a quilt.

6:30 - Creative Quilts from your Crayon Box is a new book by Terrie Lynn Kygar. She uses ordinary crayons to make gorgeous applique quilts.

7:30 - Night at the Movies; I have recently watched a DVD on Thread Therapy by Bob Purcell from Superior Threads. It talks about all the different threads and how to make them work on your machine. I believe it is a video that everyone should watch. It is loaded with excellent information and is about 60 minutes long. We will provide the popcorn!



Here is how it works!

Visit your favourite independent quilt shop, take a photo and upload the photo to the contest page at Facebook.com/quiltshopday with a caption saying why YOU love that shop.

Contest ends January 24.

Have Fun! Share your favourite Quilt Shop with the world.

Class Policies

You must pre-register for all classes, either by phone or in person. Class fees must be paid in advance to reserve your space as class space is limited. If the class is canceled these fees will be fully refunded.

At the time of registration, you will receive a supply list of what is needed for that particular class. We appreciate you buying your supplies from us so we will give you a 15% discount on all supplies for your class. Most of the classes require a sewing machine. Please make sure yours is in good running order. If you do not have a sewing machine you can bring, let us know and we will have one ready for you.

Bella Baby

Saturday January 26 9:00-4:00

Instructor; Carolyn Pollock


This quilt is perfect for that special baby in your life. Made up of only squares and sashings it is easy enough for even a beginner. The jumbo rick rack and a little bit of applique makes a simple quilt pattern just adorable.

Cost;\$30.00 Book; \$18.98

Charity Quilts

2nd & 4th Monday of each month from 1:00 - 4:00

We all have lots of fabrics we no longer want. Let's use those fabrics to make quilts for the less fortunate. We will pick a pattern, you come and help cut and sew. When the quilts are complete we will donate them to a worthy cause. Here is a chance to sew, learn, and feel good about what you are doing.

Quilting 101

Feb.6, 13, and 20, 6:30 - 9:30

Instructor; Margaret James

This series of classes is for those of you who are brand new to quilting or want to brush up on the basic techniques. You will learn the proper way to use a rotary cutter, how to achieve an accurate 1/4" seam and basic piecing tips. You will work with 2 1/2" strips and learn several different blocks. Then you will decide what size of project you want to end up with. You will make as many blocks as you need and follow one of the setting patterns.

Cost; \$45.00 Book; \$ 18.98

Live, Laugh, LoveTablerunner

Thursday Feb.7, 9:00 - 4:00

Instructor; Shirley Kelly

If you took part in the 12 Days of Christmas you will be familiar with this book by "Disa Designs". It has some very unique tablerunners for all seasons and occasions. On this day we are going to do the Live, Laugh, Love runner in time for Valentine's Day. We will do more of these runners later

Cost; \$30.00 Book; \$21.98

Tip!!!

Be creative with the back of your quilt. Use leftover blocks.

Finishing School

Saturday February 16 9:00 - 4:00

Most of our classes focus on making the top of the quilt or runner. In this class we are going to take you from there to a finished article. You will learn how to add borders to a quilt top, how to prepare and quilt your quilt on your machine, how to bind the edges and how to add a label or hanging sleeve.

Cost; \$30.00

Strip 6 Mystery ???????

Feb. 26, March 26, and April 23

9:00 - 4:00

Instructor; Margaret James

During these 3 days you will play with your scraps, cut into 2 1/2" strips. You will make a variety of combinations and then join them into a quilt of your design. The possibilities are endless and you won't be sure how your project will look until it is done.

Cost; \$45.00

Book; \$18.98

EveningMist Bag

Sat. Feb. 23,

9:00 - 4:00

Instructor; Linda Doll

This distinctive bag designed by "Hopscotch Quilts" includes curved piecing, circle applique and a uniquely curved bottom. We can never have too many bags so I am sure you will want to add this one.

Cost; \$30.00 Pattern; \$12.98




### Tessellating Leaves

Thursday February 28 9:00 - 4:00

Instructor; Margaret James

The tessellating leaves pattern is a versatile one. The block uses a main fabric or collection of fabrics plus a background to create a continuous leaf design which fits into the next leaf like a jigsaw pattern. What a good opportunity to use up one of those collections of fabric you have.

Cost; \$30.00 Book; \$24.99



### Stack-n-Whack

Saturday March 2 9:00 - 4:00

Instructor; Shirley Kelly

If you have ever wanted to try your hand at making Kaleidoscope designs, you might want to try the stack-n-whack method using the rotary cutter. Each block is very unique and designs seem to appear as in magic. It is a good pattern to take in a class as you can see so many different designs.

Cost; \$30.00 Book; \$24.98

### Coming Events!!

Brandon Quilt Show April 19 & 20

Moose Jaw Quilt Show April 26 & 27 in Moose Jaw Convention Center

Yorkton Quilt Show May 3 & 4 in St. Mary's Cultural Center



### Apple Core


Saturday March 23 9:00 - 4:00

Instructor; Carolyn Pollock

Here is a chance to work on your curved piecing skills. The curves are large therefore the learning curve is much easier. You could make this great quilt in any collection of fabrics, it makes a great throw or maybe a baby quilt.

Cost; \$30.00

Why not be really efficient and buy the die for the Accuquilt Go! \$32.98



### Cattails in the Meadow

April 5, 1:00 - 9:00 and

April 6, 9:00 - 5:00

Judy Neimeyer has designed so many will go home and do that part and gorgeous patterns and this is one of them bring it back the next week to them! Because her patterns take show us how your quilt looks in your much longer we are going to have a colors. It is a big quilt but when Mini Retreat and work on this quilt for broken into small parts it looks so 2 days. We will learn how to paper much easier! I hope you will be able piece Judy's way with template layout to join us.

sheets, we will make floating points Pattern; \$26.98

and we will do a little applique.

Cost; \$98.00 This includes pattern, instruction plus supper on Fri. & lunch on Sat.

### It's My Tuesday and I will Quilt if I

#### Want to!

Do you have projects you would like to finish but can't find the time? Maybe you need a little help with a certain technique? On the 3rd Tuesday of each month we will meet at the store and work on whatever you want. You can come at 1:00 or at 7:00 or you can come in the afternoon and stay for the evening.



### Block of the Week

### Taos by Whirligig Designs

Wednesday afternoon at 1:30 for 10 weeks starting February 6!

This is a quilt I have been wanting to make for a while. It is set up as a Block of the Month but we are going to speed that up a little and do a section each week. You can come to the store each week and I will do a demo on that part of the quilt. You

can come to the store each week and I will do a demo on that part of the quilt. You

can come to the store each week and I will do a demo on that part of the quilt. You

### Want to try a new Batting?

We have;

80/20 Heirloom Hobbs Cotton Natural

80/20 Heirloom Cotton Black


Bamboo Wool

Hobbs Poly-Down

Pellon Hvywt Fleece Fusible Fleece

Thermore





## Spicy Spiral Tablerunner

Saturday May 25 9:00 - 4:00

Instructor; Shirley Kelly

Here is a very different and unique tablerunner to spice up the conversation at your table. It uses a 9 degree ruler to make the spiral effect.

Cost; \$30.00 Pattern; \$12.98

## Accuquilt GO Club




2nd Tues.  
of each month  
at 7:00 p.m.  
Jan. 15, Feb. 12,  
March 12, April 9  
May 14, June 11

We want to explore all we can do with these fabric cutters. You do not need to own one of the cutters to come. We have a Studio model in the store to use. Each month we will give you a free pattern that can be cut on the Accuquilt GO! and we will share tips and techniques

## New

## Block of the Month



Blueberry Stars by Thangles

2nd Fri. of each month starting Feb. 8, 10:00

This quilt is a miniature block a month sampler quilt made with the 1/2" and 3/4" Thangles. It finishes to 18" x 21". This quilt has 12 different star blocks which are set with a beautiful half star border. The pattern also contains 12 additional miniature quilt patterns. One for each month of the year!

Cost; \$28.98 includes pattern and demo

## Groovy girls Mingle and Make



1st Tuesday of each month  
starting January 8, 9:00 a.m.

This is going to be a fun class where we make small projects that can be made up quickly. Many of them would make great gifts!. These patterns will only be available to club members. In January we are going to make "Popovers", a fabric covered container to hold small presents. We will be a step ahead for Christmas next year!

Class Fee; \$12.00 per month



## Little Quilts


by The Wooden Bear

1st Tues. of each month 1:00 p.m.  
We realize many of you travel a long way to our store so we are inviting you to pack a lunch and stay for the afternoon (or come for the afternoon only) and each month we will make a different wallhanging. They all measure 12" x 12" and will fit on a wire frame if you wish.

Class Fee; \$24.98 includes kit

### From

Shirley's Sewing Room  
Box 1637  
Moosomin, Sk.  
SOG 3N0



2nd Saturday of each month at 1:00  
following Saturday Sampler

We started this club last fall and we are having so much fun we decided to continue for another year. Marti Michell has developed a large group of templates that make our quilting so much easier. Once you try working with her templates you will be hooked. Each month we make an exclusive pattern designed by Marti for this club. The projects vary in size from January we are going to make bags to lap quilts and each project introduces Marti's "Tool of the Month", which we will demo. You have the option of whether you want to purchase the tool or not.

Cost; \$50.00 for 9 months. Each month you will receive a pattern worth at least \$9.98, a demo on her latest tool from the "Grand Ruler", snacks, Club discounts, and a lot of fun!

We still have 6 months left so you can still join!



Keep this day open! We will  
be celebrating again. Watch for  
more information later!!

Published at Shirley's Sewing Room

GST# 691462459

Mailed under Canada Post Publications

Mail Sales Agreement #40717540

Customer #7037216