

Shirley's Sewing Room

Box 1637 506 Main St. Moosomin Sk. S0G 3N0 306-435-3633
E-mail; shirleys.sewing@sasktel.net Website;shirleyssewingroom.com

Shirley's is Changing!

As many of you have heard, we have had quite a summer at Shirley's Sewing Room. In late June we heard that our building on Main Street had sold and we needed to be out by the end of September. I must say it kind of pulled the rug out from under my feet. Then came the dilemma of what do we do now! After much soul searching and after checking out our options, I think I have come up with a plan. We will not be closing, like we thought we might have to do, but rather we are moving to the McNaughton building at 608 Carlton Street. It is an old historic stone building, I think a rather nice setting for our quilts. Our last day on Main Street will be September 22 and I will reopen in the new building on October 9.

I am taking this opportunity to restructure the store. I have felt for awhile that I would like to scale back a little (I am now over 65 and not getting younger), but not really ready to call it quits. I am going back to my roots and inviting you to my "Sewing Room", a space where people can come for help, sew, get inspired and meet other like-minded people. There will be machines and tools there if you want to come and get help with a project or just come and hang out with me and quilt! The space is quite a bit smaller than we have had so we are continuing with the sale to decrease the size of the inventory. Although much smaller I hope to carry all the basic supplies you will need, new lines of fabric periodically and do several classes.

One of the big changes will be my hours. I plan on opening Tuesday to Friday from 10:00 - 5:30 and only be open on Saturday if there is a class scheduled. I am hoping this is not too much of an inconvenience.


I am excited to still do what I enjoy the most, researching and trying new products and then sharing that information with you in a class or a demo!

In this newsletter you will find the classes I am offering for this fall. It has been a challenge to get my head around all that is going on so I hope you are able to find something that appeals to you. I look forward to seeing you in our new spot!

Saturday Sampler starting October 13 at 10:00 a.m.



It seems everything is changing so we might as well mix this up as well. I keep hearing that everyone has lots of fabric already so I am offering you a way to use some of that up. When you sign up you pay \$60.00, then each month you will get one fat 1/8th of the background and one fat 1/8th of the accent as well as the pattern to make a 9 inch star. You get to choose the other colors from your stash. It will be so much fun to see all the different combinations. When you bring your block back on the Saturday Sampler Saturday you will receive \$5.00 in Shirley's Merry Money.



A New Mystery from Border Creek starting October 13 at 1:00 p.m.

We are about to start a brand new mystery quilt adventure with 8 monthly installments. We have all come to love the patterns from Border Creek. They are so well written and easy to follow, but she keeps us guessing until the last installment. The cost for the mystery pattern and 3 bonus patterns is \$25.00. When you sign up you will receive a page with help to pick out your fabrics or you can choose from the 2 different lines she has suggested.

Because so many of you travel a distance on this day, we are going to do a demo to introduce you to a new technique or product each month at 3:00 each month, right after coffee and cookies!

Oct. - Quilting with Easy Piecing Grid Nov. - Weaving Fabric Dec. - Using your scraps in a Pineapple Design

Class Policies

You must pre-register for all classes, either by phone or in person. Class fees must be paid in advance to reserve your space as class space is limited. If the class is canceled these fees will be fully refunded.

At the time of registration, you will receive a supply list of what is needed for that particular class. We appreciate you buying your supplies from us so we will give you a 15% discount on all supplies for your class. Most of the classes require a sewing machine. Please make sure yours is in good running order. If you do not have a sewing machine you can bring, let us know and we will have one ready for you

**Machine Embroidery**

Sept. 13, Oct. 10, Nov. 14, Dec. 12

We are going to continue exploring the world of machine embroidery. Each month we make a small project that teaches a new technique. It is a chance to learn that embroidery machine you have and come away with the cutest item.

Cost; \$30.00



Sept. 20, Oct. 17, Nov. 21

We have 3 classes remaining in Tucker University where we are getting acquainted with the rulers designed by Deb Tucker. In Sept and Oct. we are going to carry on with the Lemoyne Star and see what else it can do. In Nov. we are going to learn how to make migrating geese.

Cost; \$30.00 includes laminated sheet

**Stack'n Whack**

Saturday October 20 9:00-4:00

This is an old technique but we realize some of you newer quilters may have missed it so we are offering it again. It is not a difficult pattern to do but it is so much fun to do in a class because you really have no control on how the blocks will turn out and everyone is different. You will look at fabric in a whole different way after you have made one of these.

Cost; \$30.00 Book; \$32.98

**Flower Dance**

Sept. 22 10:00

During the winter we worked on the embroidery and patchwork part of this quilt. Now it is time to get it quilted. The amazing part is that we can do some of that in the hoop as well. On this day I am inviting all of you that did this quilt to meet back at the store. We want to see how your quilt turned out in your colors. At the same time I want to demo how this quilt is quilted. This will be a demo only as you need a lot of space to do the quilting.

Charity Quilts

2nd and 4th Tuesday of each month from 1:00-4:00

Come and join us for a fun afternoon of sewing. We provide the fabric, you sew and together we will provide quilts for those in need.

Fall Retreat

October 26, 27, and 28

Place is yet to be determined



This year for our instructional retreat we have chosen the pattern "Hunters Star". It is an old pattern but it is made so much easier with the use of the "Studio 180" ruler. We will show you how to use the ruler to make the basic block, then we are going one step farther and show you how you can put the blocks together in so many different ways.

We will be open at 1:00 p.m. on Friday so you can come and get set up. We will start the instructional part at 3:00 or whenever all the people that signed up for the class have arrived. Supper will be delivered. We will meet back Saturday for a full day of sewing. Dinner will be delivered and we will go out for supper. Sunday will see us back sewing, dinner will be delivered and we will likely wind up about 3:00 p.m.

The cost of the retreat is \$135.00. You are responsible for your own accommodations. Please let us know if we can make any reservations for you. This is a fun weekend to get together and spend time with other quilters. I hope you can join us!



We are now on facebook. Please check us out as this is where we post all the latest!




Quilting with Rulers

Fourth Wed. of each month starting
Oct. 24

We have been having great success with ruler quilting. It is an alternative to free motion quilting. Although it is still really free motion, you now have a ruler or template to follow. We are going to do a series of classes using the Sampler Set from Westalee. Each month we will do a different block and then at the end we will join them to make a lap size quilt.

Cost; \$50.00



The Birthstone Series

First Monday of each month starting
November 5 9:00-4:00

Did you ever wish you could have some of these precious jewels? Now you can create your own sparkling gem using the single-foundation piecing method. This isn't regular paper piecing! Reusable iron-on templates adhere to the front of the fabric and can be easily removed after piecing.

We will do each of the birthstones, starting with Citrine for Nov. They finish at 17" x 17", so they could be made into pillows or all joined together to make a sparkling quilt!

Cost; \$30.00 Pattern; \$12.98 each

Its my Tuesday and I will quilt if I want to!

Do you have projects you would like to finish but can't find the time? Maybe you need a little help with a certain technique? On the 3rd Tuesday of each month we will meet at the store and work on whatever you want. You can come at 1:00 or at 7:00 or you can come at noon and stay all day.



Barbados Bag

Saturday Nov. 24 9:00-4:00

This small stylish bag is great for travelling. It features a crossbody strap, a zippered top and lots of pockets. Although it can be made from any fatquarter we are going to try something new and make it out of cork!

Cost; \$30.00 Pattern; \$14.98



Inside Out Mat

Saturday December 1 9:00-4:00

Christmas is coming soon and you may need a quick project. This no-bind placemat would make up quickly on your sewing machine and is a great item to showcase those gorgeous Christmas prints!

Cost; \$30.00 Pattern; \$12.98


Block of the Month



Floral Menagerie

\$24.98 per month for 12 months

Finished size is 72" x 96"



Shooting Stars

\$29.99 per month for 10 months

Finished size is 92" x 104"



Lone Star Pizzazz

\$24.98 per month for 10 months

Finishes at 105" x 105"



Imagine

This fun Block-of-the-Month quilt celebrates positive and uplifting words for each month. Make one large quilt or 12 mini quilts or pillows.

Kit for each month \$24.98

Book \$26.98

Shirley's Sewing Room

Help us to Close one Door.....

on September 22

Saturday September 22 will be the last day we will be open in the Main Street location.

We want you to come and share that day with us.

All fabrics, patterns and book will be discounted 40% off for that day only.

Select Kits will be discounted 40% as well!

All Accuquilt dies are - Buy 1 and get the 2nd one FREE!

All sale fabrics are selling for \$5.00 per meter

Notions, threads and batting will not be discounted.

There will be a table of garage priced items as well.

We will be serving coffee and cookies all day.

At 4:00 p.m. we will be doing a Fabric Walk to the new locatio. (weather permitting)

...So We can Open Another one!

on October 9

Right after the long weekend we will welcome you to our new location in the old McNaughton building at 608 Carlton Street. It is pretty easy to find, you keep travelling south up Main St. until you cross the tracks, then you turn east one block. You will see a large stone building on the corner but you need to turn the block and enter on the east side.

What Batting should I use

There are so many types of batting available now so I want to share with you what we carry on a regular basis

Heirloom 80/20 Cotton 120" wide \$12.98 per meter

This batting was created by Harriet Hargrave to meet the needs of quilters. It is easy to quilt by hand or machine and can be quilted up to 4 inches apart. It is cotton mixed with 20% polyester, lightly needlepunched and will shrink up to 3%. It can be prewashed if you want to avoid the shrinkage. It has more loft than the typical 100% cotton.

Heirloom 80/20 Cotton Black 120" wide \$12.98 per meter

This is the same batting as above only it has been colored black. This is a really good choice when layering a dark quilt. It keeps the saturation of the color.

Washable Wool 96" wide \$24.98 per meter

As a natural fiber, wool is more absorbant than any other fiber. It breathes and acts as a natural insulator, helping to to maintain a comfortable temperature, summer or winter. It can be quilted up to 4 inches apart and has quite a bit moer loft than the cotton.

Bamboo 120" wide \$22.98

Another natural fiber, so it is breathable. This is the softest batting and can be quilted up to 8 inches apart.

Polyester Fleece 45" wide \$13.98 per meter

This is a felted polyester batting that we use in placemats, runners and wallhangings that don't need any loft.

Notice!!

Unless we hear from you, this will be the last paper newsletter we will be mailing out. To save on cost and to be more efficient we will now be sending them by e-mail. If you would still like to receive yours by mail, just give us a ring and we will make that happen or we can sign you up to our e-mail list.

From

Shirley's Sewing Room
Box 1637
Moosomin Sk. SOG 3N0

Published at Shirley's Sewing Room

GST# 691462459

Mailed under Canada Post Publications

Mail Sales Agreement #40717540

Customer #7037216