

Shirley's Sewing Room

Box 1637 506 Main St. Moosomin Sk. S0G 3N0 306-435-3633
E-mail; shirleys.sewing@sasktel.net Website;shirleyssewingroom.com

Fall 2017

It has been such a great summer, I hate to see it end. Although it was a little slow starting, we ended up with some great weather with lots of sunshine. I hope you were all able to get out and enjoy some time with family and friends.

I had the most wonderful vacation. There were 28 members of my family that travelled to my daughters home in Newfoundland for a family reunion. We saw many wonderful sites from the top of a mountain to a lighthouse on the rocks. We got to eat all their wonderful dishes and mingle with the locals. It was so great to visit this wonderful province and enjoy it with all my cousins and their families!

But now we can start to see the days shorten and the evenings cool off, and this signals that it is time to get back to quilting and trying new techniques, as well as connecting with our quilting friends. I look forward to seeing you all again and sharing what you are working on. I hope there is something in our line up of classes that interests you. If there is something else you would like to do, please let us know and we will do our best to fit it in.

Charity Quilts

2nd and 4th Monday of each month
from 1:00-4:00

Come and join us for a fun afternoon of sewing. We provide the fabric, you sew and together we will provide quilts for those in need.

Saturday September 30

10:00-5:00



We want to invite you to this funfilled day so we can share with you all the classes and new ideas we have planned for the fall. It is a great chance to reunite with the quilting world and see what is new. Refreshments and snacks will be served.

We have scheduled certain items but we encourage you to come whenever you are available and take advantage of some of our special offers and have a look at the new samples. (We are frantically trying to get them all done.)

10:00 - Sewing with Curves, it is not as hard as it appears.

11:00 - Come and see Quilting with Rulers in action!

1:00 - See how to create stunning sashings for Quilt as you Go quilts.

2:00 - Please bring whatever you are working on for a time of Show and Tell

3:00 - Working with Wool. What a great medium for applique.

4:00 - Let's tackle those scraps the Bonnie Hunter way.

Specials for the Day

* Skinny Bolt Sale; 25% off if you buy the whole blot!

* Get your Sewing Machine a Present!

All feet, hoops, embroidery designs 25% off

* Get Ready for the Holidays!

All Fall and Christmas Fabrics 25% off

* Other in store speciala!



They have designated the 3rd Saturday in September of every year as National Sew A Jelly Roll Day to encourage collectors to tear open a Jelly Roll and make something for themselves, as a gift or for charity! It can be a quilt or a tote bag, a pillowcase or something to wear, it doesn't matter so long as we seize the day and celebrate the joy of being a maker.

We want to be part of this fun day so we are encouraging you to come to the store and join us. Bring that jellyroll you have been wondering what to do with, we will have some free patterns and others you can choose from. We will be giving some prizes as well. \$10.00 for the day and that includes your lunch (its all about the "roll")

Saturday**Sampler**

2nd Sat. of
each month 10:00



Please note that in Nov. this class will be on Nov. 4th so we can honor Remembrance Day on the 11th.

We are all set to start another Saturday Sampler. This one is a little different from past years in that there is only one color way. You will all receive the same fabrics and we will build our neighbourhood from one month to the next. We will have houses, trees, fences and various fill in designs. The finished quilt will be 60" x 60".

We will run the sampler like usual, you will pay \$75.00 to register. That gives you all the fabrics and the pattern to complete the center of the quilt. Each month I will demo a different part of the neighbourhood, you will go home and sew your blocks. The next month if you return with your block completed you will receive \$5.00 in Merry Money. So if you were able to attend every month you would do the whole quilt for only \$15.00.

The added bonus to signing up for the Saturday Sampler is you get to hang out with a great bunch of quilters, see what they have been up to and see what is new in the quilting world.

It's my Tuesday and I will quilt if I want to!

Do you have projects you would like to finish but can't find the time? Maybe you need a little help with a certain technique? On the 3rd Tuesday of each month we will meet at the store and work on whatever you want. You can come at 1:00 or at 7:00 or you can come in the afternoon and stay for the evening!

Shirley's Sewing Room

Class Policies

You must pre-register for all classes, either by phone or in person. Class fees must be paid in advance to reserve your space as class space is limited. If the class is canceled these fees will be fully refunded.

At the time of registration, you will receive a supply list of what is needed for that particular class. We appreciate you buying your supplies from us so we will give you a 15% discount on all supplies for your class. Most of the classes require a sewing machine. Please make sure yours is in good running order. If you do not have a sewing machine you can bring, let us know and we will have one ready for you



Border Creek Mystery

2nd Sat. of each month 1:00 starting in Oct.

Once again we are going to offer this very popular mystery. We have learnt that we can trust Border Creek to give us a great pattern and awesome quilts. Cost; \$25.00



Fast & Furious Club

1st Wed. of each month starting Oct. 4 9:00 - 4:00

This is a 9 month club geared to making small and adorable items up in a hurry. They are all quick and easy Quilt as You Go projects and each one offers a different technique.

Come for one or come for all.
Cost; \$25.00 each Pattern; \$12.98
Kits available; \$38.98

Quilter's Patch

2nd Sat. of each month 2;30

It has been our custom to make this day a full day so those of you who travel a long distance can make the best use of your day. So I would love to have you join me in growing a garden as we cultivate new skills and techniques. There are 19 unique garden themed quilt blocks that go together to make this quilted garden. that needs no weeding!

Book; \$38.98



Beginners Quilting

Tuesdays beginning Oct 10 for 6 classes 9:00 - 4:00




Each day we are going to make a part of this small quilt in 6 easy classes. It is made up of 2 simple blocks that will teach the basic techniques all done on the sewing machine. You will learn how to find a true 1/4" seam, half square triangles, strip piecing, quilting and binding. This is a very basic class geared to beginners or anyone wanting to perfect the basics.

Cost; \$180.00 for 6 classes

Lover's Knot

October 12, 19, 26
November 2
9:00-4:00

This is a great class for you beginners who want to try a new pattern. The Lover's Knot is a version of a log cabin, so with only straight lines you piece this very attractive quilt. In the the 4 classes we will take you right from the cutting out to quilting and binding.
Cost; \$120.00 for 4 classes
Book; \$27.95



Shirley's Sewing Room

Tucker University

Third Wed. starting Oct.18 9:00-4:00
Tucker University is a 12-month series of fully designed technique classes for the Studio 180 Design Tools and Techniques by Deb Tucker. You may already have one and don't remember how to use it!

This program is intended to offer you an exciting opportunity to build your skills and accuracy. In each Tucker University class, a new Studio 180 Design tool is taught each month. We only make 4" units so each month you can combine and create new blocks. The creativity is contagious!

Tucker University classes will build one upon the next. You don't have to attend all of them but you just might miss something!


Cost; \$30.00 each, includes laminated technique sheet and laminated design sheet.

Abbey Road

Saturday Nov. 18
9:00-4:00

This is a very modern take on a Jelly Roll friendly quilt. You can start with a Jelly Roll or cut strips from your own fabric. You can make a placemat, runner or throw size quilt.

Cost; \$30.00 Pattern; \$17.95



Cheese and Crackers

Wed. November 22 9:00-4:00

This pattern by Atkinson Designs is meant to take a bite out of your stash of fat quarters. It can be made lap, twin, queen or king.

Cost; \$30.00 Pattern; \$13.98



Disappearing Dresdens

Saturday October 28 9:00 - 4:00

Double-points put a contemporary spin on this long-time favorite and they eliminate the need of a traditional appliqued circle in the center! Using quarter circles, half circles, and three-quarter circles adds another interesting bit of character. Learn Susan's tips for turning wedge points with the Prairie Pointer Tool and use tricky piecing to assemble the arcs, circle and background. Points are three-dimensional and design possibilities are endless!

Cost; \$30.00 Pattern; \$14.98




Contra Dance

Thursday Nov. 9 9:00 - 4:00

Contra Dance has three simple blocks: a square 8", 10" or 12", a 4-patch made with 4", 5" or 6" squares and a block with 2 smaller 4-patches and 2 plain patches.

All the blocks are set as straight rows. The quilt is then cut and re-sewn into an on-point setting. There are NO diagonal rows of different sizes, NO setting triangles and NO corner blocks. Our technique makes On-Point sets a snap.

Cost; \$30.00 Pattern; \$12.98



Double Wedding Ring

Saturday Nov. 25 9:00-4:00

I believe everyone should do a wedding ring quilt in their quilting life. There are many patterns available with various techniques. I found this method when I was at Quilt Market. It is paper pieced so you have the accuracy and the way it is put together there is no curved pieces so it is very easy. Come and give it a try.

Cost; \$30.00 Pattern; \$12.98

Foundation papers \$16.98 for 3 rings



Flower Dance

1st Monday of the month starting
Oct. 2

This is a 6 month Embroidery Block of the Month. We have been doing classes on machine embroidery so now I want to take the next step and do a quilt using the Embroidery units on our sewing machines. I chose this pattern because of the options it gives. There are pieced parts and embroidery machine applique used in the main quilt. As well there are smaller projects each month that use the same embroideries. There are even designs included to do the quilting in the hoop.

Cost; \$28.98 per month This includes the pattern and the CD with all the embroidery files, cutwork files and svg files.



Fall Retreat

October 20, 21 and 22

A quilting retreat is a great place to escape from your day to day life, be surrounded with like minded friends and make a brand new project.

I couldn't decide what to offer this year so I am going to offer 2 different projects. You can make the choice which one you want to work on.

The Log Cabin Star is a beautiful hexagonal table topper designed by Marci Baker and Sarah Nephew. There are NO set in seams and is beginner friendly with simple cutting with the Clearview Ruler. There are countless color variations, use the colors of your home or maybe in Christmas Colors.

Dance of the Dragonflies is a raw edge applique technique that results in this breathtaking 40" x 40" wallhanging.

Our retreat starts on Friday at 1:00, and finishes about 4:00 on Sunday. The cost for the retreat is \$145.00 which includes 4 meals, Friday supper, Saturday lunch and supper, and Sunday lunch; and instruction for the class you choose. Your sleeping accommodations are up to you, but if we can help please let us know.

Hope to see you there!

Shirley's Sewing Room



Quilting with Rulers is the latest trend. It is free motion quilting but using a special ruler or template as your guide. We have a couple of classes to get you started or give you inspiration to do more.

Saturday Oct. 7 9:00-4:00

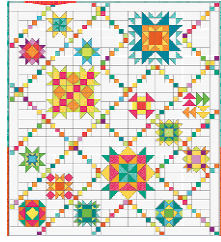
This is Ruler work 101. We will make sure you have the right foot, get your machine set up and learn some basic patterns.

Template of the Month

Each month we explore a different template as we make a small project. The template of the month will be discounted for those taking the class.

Nov. 3; The Artisan Curve Template
Dec. 1; The Feathers Templates


Coming Soon



Shooting Stars

This is a 10 month Block of the Month by Patrick Lose. Finished measurements are 92" x 104"

Cost; \$29.99 per month



Floral Menagerie

This is a 12 month Block of the month by In the Beginning. It finishes at 72" x 96".

Cost; 32.98 per month

Coming Events 2018

These are just a few dates you may want to keep open. More details will be available in the New Year.

January Retreat; January 19, 20 and 21. If you have done your math, you will know that it is 5 years ago since we celebrated my 60th birthday and so on January 19 I will turn 65. To celebrate I thought it would be fun to bring in an expert quilter so we could all learn something new. I have invited Melissa Marginet who has written the book "Walking Foot Quilting Designs" Circle Square Retreats; March 23, 24 and 25 or April 20, 21 and 22

These retreats are to work on your own projects.

Thread Workshop with Anita Zobens; April 13 and 14

Anita will explain all about threads and then do an applique class.

From

Shirley's Sewing
Box 1637
Moosomin Sk. SOG 3N0

Published at Shirley's Sewing Room

GST# 691462459

Mailed under Canada Post Publications

Mail Sales Agreement #40717540

Customer #7037216



We are now on facebook!
Please check us out.