

Shirley's Sewing Room

Box 1637 506 Main St. Moosomin Sk. S0G 3N0 306-435-3633

E-mail; shirleys.sewing@sasktel.net Website;shirleyssewingroom.com

Fall 2015

What a great summer we have had! I hope you were able to have lots of fun and enjoy the warm weather. My family from Newfoundland were home and we all traveled to Canmore Alberta for a family reunion. It was a special time, catching up with everyone's families.

The other great thing about this summer was the "Row by Row Experience". If you didn't participate, it was a shop hop with a twist. You had all summer to visit hundreds of quilt shops all across Canada and the United States. Each shop had designed a row, using the theme "water", and you could either pick up their free pattern or a kit which included their fabrics. We had so many neat people stopping at our store to pick up our row. I think the farthest was from California! The first person who collected 8 rows and brought them into the store sewn into a quilt, won a package of fat quarters. I was very pleased to present our package to Susan Griffin, a very talented local girl. She was also the one who designed our row.



Thursday Sept. 24 7:00 p.m.

Moosomin Armoury Hall

We are inviting you to join us for this funfilled evening so we can introduce all the new classes and events we have planned for this fall.

To make the evening even more enjoyable we have invited Devona Putland as our guest speaker. She is a retired teacher from Moosomin who has volunteered her time to go to Mangolia and teach. She will share some of those adventures with us. She is a very humorous speaker and although it is not quilting related I know you will enjoy her message..

We are inviting you to bring your latest creation and share it with us. We love to see whatever one is doing, it is an inspiration for us to try something new.

We will end with dessert, refreshments and door prizes. I hope to see you all there!

Charity Quilts

2nd and 4th Monday of each month from 1:00-4:00 starting Sept. 14

Come and join us for a fun afternoon of sewing. We provide the fabric, you sew and together we will provide quilts for those in need.

We are now on facebook.
Please check us out!



Fall Retreat


October 23,24 and 25

United Church Education Center

In the spring I was fortunate enough to attend a conference with Ricky Tims and Alex Anderson. It was an absolute pleasure. Now I would like to share one small part of what he taught us. So I am going to be teaching Ricky's way of doing the Kaleidoscope. We will work with strip sets and then you make your pattern so each quilt will be unique.

We will open the church at 1:00 p.m. on Friday so you can come and get set up. We will start the instructional part at 3:00 or whenever all the people that signed up for the class have arrived. Supper will be delivered. We will meet back Saturday for a full day of sewing. Dinner will be delivered and we will go out for supper. Sunday will see us back sewing, dinner will be delivered and we will likely wind up about 3:00 p.m.

The cost of the retreat is \$130.00. You are responsible for your own accommodations. Please let us know if we can make any reservations for you. This is a fun weekend to get together and spend time with other quilters. I hope you can join us!



Saturday Sampler

2nd Saturday of every month
starting Oct. 10 at 10:00 a.m.


Welcome to our popular Saturday Sampler. This is a great class to come and learn new techniques, mingle with other quilters, see their Show and Tell and end up with a great quilt.

Here is how it works! On October 10 you will sign up and pay \$75.00. You will pick your color way from the 3 different ones we are offering and receive the pattern and fabric for the first quilt block. We will do a demo in the store to explain the technique for that month, as well as sharing any ideas we have that could make your quilting easier. When you return the next month with your quilt block finished we will give you a coupon of "Merry Money" worth \$5.00 to be used up by the end of the program. If you are faithful you could have all 12 blocks for only \$15.00.

This year we are doing "Nifty Nine Patch Sampler". It features 13 pieced blocks that finish to 9".

It's my Tuesday and I will quilt if I want to!

Do you have projects you would like to finish but can't find the time? Maybe you need a little help with a certain technique? On the 3rd Tuesday of each month we will meet at the store and work on whatever you want. You can come at 1:00 or at 7:00 or you can come in the afternoon and stay for the evening!



Second Sat. of each month at 1:00
We like to offer something in the afternoon of the Saturday Sampler Day. We know lots of you travel a long way to join us and we so appreciate that, so why not make a day of it and come back after lunch. This year we are going to do the blocks in Lori Holt's new book "Farm Girl Vintage". There are 45 blocks in the book and they can be made 6" or 12". I will demo a few blocks each month plus give you some ideas of how to use those blocks. It is an adorable book with lots of projects for the farm girls among us. It can be made in coordinating prints or done very scrappy.

Book is \$34.98



Gravity

2nd Saturday of each month at 3:00

This may be crazy but why don't we fit one more project into this busy day!

Gravity is a very modern looking quilt designed by Jaybird Quilts. It is a block of the month design featuring 9 unique blocks all created with the Super Sidekick & Hex N More rulers. Each year we will have the confidence to month we will create 2 blocks from the same design but using a different colorway.

Pattern; \$39.98

Super SideKick; \$36.98 Hex'More \$24.95

Class Policies

You must pre-register for all classes, either by phone or in person. Class fees must be paid in advance to reserve your space as class space is limited. If the class is canceled these fees will be fully refunded.

At the time of registration, you will receive a supply list of what is needed for that particular class. We appreciate you buying your supplies from us so we will give you a 15% discount on all supplies for your class. Most of the classes require a sewing machine. Please make sure yours is in good running order. If you do not have a sewing machine you can bring, let us know and we will have one ready for you



Dancing Butterfly Quilt

2nd Tuesday of each month
Oct. 13, Nov. 10, Dec. 8

We are going to learn how to applique and free motion quilt from Leah Day. For 12 months we are going to join Leah by video as she leads us through this Quilt-As-You-Go project that is perfect for all skill levels. Each month she will direct us on how to do 2 different free motion quilt patterns then you use those 2 patterns to quilt the butterfly block. By the end of the year we will have the confidence to begin quilting all on our quilts on our own home sewing machine.

Cost; \$120.00 for 12 sessions


Book; \$32.95

Halloween Wallhanging

Tuesday October 6
9:00-4:00
Cost;\$30.00



Decorating for Halloween is becoming more popular so we chose this so cute wallhanging to get us started. What a great way to introduce yourself to applique or just come and have fun making this for your home.



Jewel Box Quilt

Saturday October 17, 9:00-4:00

This is a great quilt to make. Eleanor Burns has such a knack for taking a quilt pattern and making it so easy. You will learn strip piecing and half square triangles. It really is best done in scraps of many colors.

Instructor; Carolyn Pollock
Cost; \$30.00 Book; \$22.95

Around the Block Bag

Thurs. Oct.29
9:00-4:00

Cost; \$30.00
Pattern; \$10.99
Hardware; \$23.99
Instructor; Shirley
with the help of
Brenda Miller



You'll enjoy learning all the construction techniques that make up this unique and functional bag. The Around the Block Bag will solve all of your organizational problems with two optional zippered pockets, cell phone pocket and more. Its fully secure with a snap lock closure and zippered top.

Shirley's Sewing Room

Snappy Slippers

Saturday Oct. 31,
9:00-4:00
Instructor;
Linda Doll



Here is a new and different way to use up some of scraps of fabric, lets make one of a kind slippers. With Christmas coming up I think these would make great gifts. The pattern also includes a bag to carry your shoes

Cost; \$30.00
Pattern;\$16.98



Holiday Extravaganza with Anita Goodesign

Tues & Wed Nov. 3 and 4 9:00-4:00

Machine embroidery is becoming more and more popular. Join us for these 2 days of fun embroidery and get a head start on your holiday decorating. Anita Goodesign has designed this workshop for the stores to offer great learning opportunities without the expense of bringing in an expert. You will see filmed tutorials which will guide us to embroider 3 different projects. As a bonus you will receive a booklet and CD to do 4 more. They are all Christmas themed and so fun to do!

Cost; \$75.00 for 2 days

Machine Embroidery

We have been having a lot of fun learning how to use the embroidery unit on our sewing machines. We meet once a month on the 3rd Friday and make a project from Bernina's Embroidery Club.



Quilts from the Crayon Box

Saturday Nov. 7 9:00-4:00

Now you can create those beautiful applique designs with a breeze. We are going to pull out the crayon box and learn how to blend and work with crayons to create a permanent and beautiful quilt block on fabric.

Instructor; Sharon Henry
Cost; \$30.00

Book:Creative Quilts from your Crayon Box by Terri Linn Kygar \$25.98



A Pretty Table

Thursday Nov. 12 9:00-4:00

These are the cutest placemats or table runner and they will make up in a hurry. The Christmas prints are attached "quilt as you go" style and then you applique the bow. You will want a new set for your table or to give as a special gift.

Cost; &30.00

Instructor; Linda Doll

Shirley's Birthday Retreat

Jan. 22,23 & 24 at

Moosomin Convention Center

This is just a fun week-end with good food, good friends, lots of laughs and time to sew! Bring all those UFO's and lets see how much we can get done.

We will provide supper on Friday, lunch and supper on Saturday and lunch on Sunday. You need to make your own sleeping arrangements.

Cost for the week-end is \$125.00



Hexagons


Wed. November 18, 9:00-4:00

Hexagons are so popular right now and this version has a very modern look to it. Create those amazing pieced hexagon blocks with the "Hexagon Trim Tool" and then set them together with plain hexagon blocks for lots of negative space.

Instructor; Carolyn Pollock

Cost; \$30.00

Hexagon Trim Tool; \$25.95



Stargello

Saturday Nov. 21 9:00-4:00

This pattern was suggested to me by one of our customers, I looked it up and was very impressed, so decided to add it to our class line up. It is a cross between a star and bargello and makes a gorgeous table center that finishes at 40"x42".

Cost:\$30.00 Pattern; \$11.98

Instructor; Shirley

Mystery of the Substitute Teacher

Tuesday Nov. 24 7 Dec.1 9:00-4:00

We all love mystery quilts and some of us love Marti Michell's templates so when we combine them both we have a winner! A lot of you already own the templates so let's dust them off and make another project with them. We will be using Template Set L and 10 fat quarters to make this small quilt that finishes at 45 inches square.



Prairie Labyrinth

Sat. Nov. 28 & Dec.5 9:00-4:00

This is also a suggestion from one of our quilters. The pattern is included in a book called "Fresh from the Prairies" which was written by 2 girls from Airdrie Alberta. It is a great quilt for the beginner who wants to venture out a little. The first Saturday we are going to make the Log Cabin blocks where you will learn cutting and perfecting that 1/4" seam. The second Saturday we will make the alternative blocks, where we learn strip piecing and half square triangles. Put the blocks together for a very attractive quilt that finishes at 106"x106".

Cost; \$60.00 Book; \$31.98

Instructor; Shirley



From

Shirley's Sewing Room

Box 1637

Moosomin Sk. SOG 3N0



Christmas Treeskirt

Thursday December 3 9:00-4:00

Are you needing a new skirt for your tree or maybe you would like to make one as a gift. The construction of this one is made much easier with the use of Thangles to make the half square triangles. If you are new to Thangles, you are going to love them, your half square triangles are so accurate and easy.

Cost; \$30.00

Pattern; Free with your purchase of the Thangles \$7.98

Notice!

We will be closed from December 24 to January 1 so we can spend time with our families. Sorry for any inconvenience.

Coming Events

Homespun Craft and Quilt Show

Carlyle Sk. September 19 & 20

Saskatoon Quilt Show

PrairieLand Park Saskatoon Oct. 23 & 24

Spring Festival Of Quilts

Melville Sk. April 22 & 23, 2016

Published at Shirley's Sewing Room

GST# 691462459

Mailed under Canada Post Publications

Mail Sales Agreement #40717540

Customer #7037216