



*Dave's*  
**BERNINA**+

Dave's BERNINA  
691 East St. George Blvd.  
St. George, UT

# RETREAT

## OCTOBER 13-15

Come to our RedRock Retreat down in St. George! All our classes are full of fun! We're kicking off with MS. Shannon White doing her FAMOUS mystery bag! You know her, her bags are always a big hit! That's just a taste of what's to come. There will be goodie bags and prizes galore! We'll also be having our first time "Dinner and A Trunk Show" that you won't want to miss. So don't miss out! Sign up quickly, classes will fill up fast!

### Mystery Bag

**Date:** Thursday Oct 13th

**Time:** 7:00 pm to 10:00 pm

**Teacher:** Shannon White

**Class fee:** \$20

**Kit fee (if applicable):** Pattern \$7.20

This bag is great to take on those shopping trips to the quilt store or fill up with projects that you want to take with you. You could even use it as a diaper bag or travel bag. There's plenty of pockets to hold all your little extra's. What a mystery, huh? All I'm going to say is, I know it's an all "Round" great bag. And I'm not "Yokeing!"



### Spooky Treats!

**Date:** Friday Oct 14th

**Time:** 9:30 am - 12:30 pm

**Teacher:** Shannon White

**Class fee:** \$20

**Kit fee (if applicable):** Pattern- \$7.19

I love this festive Halloween quilt. Pleated pockets are sewn right into the border to display and distribute Halloween treats. The spooky ghosts are made from men's handkerchiefs to add some 3-D interest. It's a "SPOOK"-tacularly fun project! Pattern available at Dave's Bernina, in St. George.





## Beginning Machine Quilting

**Date:** Friday Oct 14th

**Time:** 9:30 am – 12:30 pm

**Teacher:** Renae Allen

**Class fee:** \$20

**Kit fee (if applicable):** \$35.00

**Kit Includes:** Skillbuilder I practice panel, Skillbuilder Companion book, batting, back, three quilt sandwiches, safety pins, thread.

Have fun and build confidence with hands on quilting practice! Through discussion, demonstration and practice, this class will introduce you to the tools, skills, knowledge, and techniques needed to machine quilt using a domestic sewing machine. Take the fear out of machine quilting by following pre-printed lines on a Skillbuilder practice panel and quilting free hand on quilt sandwiches. Discover the joy and satisfaction in developing the skills necessary to machine quilt your own beautiful quilts at home, on your own machine!

## Feather FUNdamentals

**Date:** Friday Oct 14th

**Time:** 2:00 pm – 5:00 pm

**Teacher:** Renae Allen • **Class fee:** \$20 • **Kit fee (if applicable):** \$30

**Kit includes:** Table runner pattern, top and back fabric, batting, practice quilt sandwiches, safety pins, thread and marking pen.

Feather FUNdamentals - Have fun developing feather quilting confidence by learning the rhythm and motion of formal, traditional, and free form feather styles on your home machine. Hands on practice using a "Quilt-as-You Go" table runner will build quilting skills for both basic and enhanced feather designs. Select feather designs and experiment with different tools and marking methods.

## Bubble Baby Blanket

**Date:** Friday Oct 14th

**Time:** 2:00 pm – 5:00 pm

**Teacher:** Maxine Lostetter • **Class fee:** \$20

**Kit fee (if applicable):** Pattern - \$4.79

Just grab a fat quarter bundle with some cute fabric in it, some background fabric and a little bit of fabric for the border and we will turn it into a really cute baby quilt!! If you don't want or need a baby quilt, you can make it into a table runner. The pattern is actually for a table runner and I've just doubled it for the baby quilt. It's a lot of circles applied on a white background - fun and easy!!!



## Trixie Tiered Skirt

**Date:** Friday Oct 14th


**Time:** 2:00 pm – 5:00 pm

**Teacher:** Tami Cox

**Class fee:** \$20

**Kit fee (if applicable):** Pattern-\$10.39

Everyone can use another skirt or two in her wardrobe. The Trixie tiered skirt is a fun way to showcase a variety of fabrics or just one special print that you love. It is constructed from strips and is only slightly gathered, resulting in a full, yet slim skirt. There are several options to choose from. (We'll be using our sergers to make this skirt)



## "Shonda Bag"

**Date:** Friday Oct 14th

**Time:** 7:00 pm – 10:00 pm

**Teacher:** Karalee Austin • **Class fee:** \$20

**Kit fee (if applicable):** Pattern-\$7.19

The Shonda Bag is a large, roomy bag perfect to take that sewing project to class or load it up with goodies for an outing with the kids. Now for those of you that think you must have everything (except the kitchen sink) with you at all times, this is also a great bag for you. Plenty of room and pockets to help organize.



## Button Up Buttercup Quilt

**Date:** Friday Oct 14th

**Time:** 9:30 am – 12:30 pm

**Teacher:** Andrea Summerhays

**Class fee:** \$20

**Kit fee (if applicable):** Pattern Book \$17.56

This is such a cute quilt from Turning Twenty Slapplique book. It is an easy block quilt with flowers sewn on top with button centers. Leaving the edges raw and washing gives them an adorable ragged look.

## "Raggy Saggy Stockings"

**Date:** Friday Oct 14th


**Time:** 7:00 pm – 10:00 pm

**Teacher:** Miriam Rawson

**Class fee:** \$20

**Kit fee (if applicable):** Pattern \$6.40

Let Miriam show you how to make a basic rag-finish stocking, and see her collection of stockings which use the basic long, skinny pattern as the foundation for funky, amazing stockings. You will be treated to a 'show and tell' of other projects, to inspire you!



### It's A Hoot!

**Date:** Friday Oct 14th

**Time:** 7:00 pm – 10:00 pm

**Teacher:** Maxine Lostetter

**Class fee:** \$20

**Kit fee (if applicable):** Pattern \$9.59

You'll want to make Olive the Owl for one of your favorite little people, but when you finish you will want one for yourself. Olive can be used as a soft little friend or even a pillow on your sofa. She will bring a smile to your face every time you see her! (Could be a him too!)



### Belles Fleurs Quilt Part 1

**Date:** Saturday Oct 15th

**Time:** 9:30 am – 12:30 pm

**Teacher:** Andrea Summerhays

**Class fee:** \$20

**Kit fee (if applicable):** Pattern - \$24

Embroidery makes a quilt so FUN! This simple quilt design comes to life with the applique embroidery added to it. These flowers are so pretty and so easy to do. So come and spend a day making this simply beautiful floral quilt.



### Pincushion's N' Pins N' Needles OH MY!

**Date:** Saturday Oct 15th

**Time:** 9:30 am – 12:30 pm

**Teacher:** Maxine Lostetter

**Class fee:** \$20

**Kit fee (if applicable):** For a wool pincushion \$10

If you are looking for a gift for your quilting friends, this is the class for you! We will be making pincushions with the embroidery machines. You should be able to get 2 of these done during class time. We will start another pincushion that is not done on the embroidery machine and is a flower. If you do not have an embroidery machine, sign up to use one of ours. They are easy to make and very addicting. I just can't stop making pincushions!!



### Stick-Bat-Toad

**Date:** Saturday Oct 15th

**Time:** 9:30 am – 12:30 pm

**Teacher:** Louise Petersen

**Class fee:** \$20

**Kit fee (if applicable):**

**Pattern - \$12.80**

A Halloween Tic-Tac-Toe game or add other game pieces and use as a bean bag toss with this game board quilt. Have fun making Stick-Bat-Toad. A great game for your family and friends on Halloween.



### Belles Fleurs Quilt Part 2

**Date:** Saturday Oct 15th

**Time:** 2:00 pm – 5:00 pm

**Teacher:** Andrea Summerhays

**Class fee:** \$20

This class will give you more time to work on your quilt



### Henny Penny & Six Chicks

**Date:** Saturday Oct 15th

**Time:** 2:00 pm – 5:00 pm

**Teacher:** Louise Petersen

**Class fee:** \$20

**Kit fee (if applicable):** \$25.00 (includes book and fabric)

This cuddly soft hen has 6 hidden baby chicks beneath her large wings. The chicks velcro on and off through many stories and pretend playing with your baby. Mama hen has a curved bottom so she can rock her babies to sleep. It's sure to be a favorite toy with your little one.


## Dana Brooks

**Date:** Friday Oct 14th

**Time:** 5:00 pm between the 2 sessions

We have the honor of having Dana Brooks from Lazy Daisy Quilt Shop coming to do our "Trunk Show". If you don't know her and haven't seen her stuff, are you in for a surprise! She is so creative and makes such a variety of fabulous things. This super talented lady even has her very own fabric line that is so fun! I just love going into her quilt/boutique shop which is here in St. George and matter of fact she is going to keep her store open late so we can visit it and shop.

**Trunk Show/Dinner at the Pasta Factory Cost \$11.50 (includes pasta & salad buffet, with bread sticks and a drink; taxes and gratuity are included.)**





# Dave's Bernina *Redrock* Retreat 2011-registration form

Name\_\_\_\_\_

Address\_\_\_\_\_City\_\_\_\_\_State\_\_\_\_\_

Phone\_\_\_\_\_Email\_\_\_\_\_

Classes	Choice?	Use Our Machine?	Kit Fee	Fee Total
<b>Thursday, Oct 13<sup>th</sup> 7:00 pm - 10:00 pm</b>				
Mystery Bag - Shannon White			Pattern \$7 .20	
<b>Friday, Oct 14<sup>th</sup> 9:30 am - 12:30 pm</b>				
Beginning Machine Quilting-Renae Allen			\$35	
Button Up Buttercup Quilt - Andrea Summerhays			Book \$17.56	
Spooky Treats - Shannon White			Pattern \$7.19	
<b>Friday, Oct 14<sup>th</sup> 2:00 pm - 5:00 pm</b>				
Feather FUNdamentals-Renae Allen			\$30	
Bubble Baby Blanket - Maxine Lostetter			\$4.79	
Trixie Tiered Skirt-Tami Cox			Pattern \$10.39	
<b>Friday, Oct 14<sup>th</sup> 7:00 pm - 10:00 pm</b>				
Shonda Bag - Karalee Austin			Pattern \$7.19	
Raggy Saggy Stockings - Miriam Rawson			Pattern \$6.40	
It's A Hoot! - Maxine Lostetter			Pattern \$9.59	
<b>Saturday, Oct 15<sup>th</sup> 9:30 am - 12:30 pm</b>				
Belles Fleurs Quilt part 1 - Andrea Summerhays			Pattern \$24	
Pincushions N' Pins N' Needles-OH MY!-Maxine Lostetter			\$10.00	
Stick Bat Toad - Louise Petersen			Pattern \$12.80	
<b>Saturday, Oct 15<sup>th</sup> 2:00 pm - 5:00 pm</b>				
Belles Fleurs Quilt part 2 - Andrea Summerhays				
Abundantly Blessed - Karalee Austin			Pattern \$6.80	
Henny Penny & Six Chicks - Louise Petersen			\$25.00	

Please figure the total of your kits  
And calculate the tax on that amount:

Full Registration: includes 2 lunches

And fees for full retreat: \$100.00

Or Single only: \_\_\_\_\_class(es) x \$20.00=\_\_\_\_\_

Lunch can be purchased for \$8.00 ea. Day

Date: Friday Oct 14th  
Time: 5:00 pm

Dinner & Trunk Show: \$11.50

**Kit Sub Total**

**6.25% Sales Tax**

**Total For Kits**

**Registration Fees**

**Lunch Fee (\$8 a day)**

**Dinner & Trunk Show**

**Total Due**