

**www.DavesBernina.com**

# FALL/WINTER 2011



# Introducing the New BERNINA 5 SERIES!

At Dave's BERNINA we are so excited to announce the new 5 Series line of sewing machines from BERNINA are now available in both our locations in Provo and St. George. The 5 Series line consists of three innovative and versatile machines including the BERNINA 530 for the sewing enthusiast, the BERNINA 550 QE for the passionate quilter, and the BERNINA 580 E for the sewer looking to advance into embroidery. Each model is easy to use, packed with features and designed with the customer's creative future in mind.

**The latest BERNINA 5 Series boasts cutting-edge features developed by a team of experts in Switzerland, including:**

The BERNINA 530 is the perfect machine for the sewing enthusiast who wants a smart full-size machine for their high creative standards.

BERNINA 550 QE - For the established hobbyist whose primary interest is quilting. The BERNINA 550 QE (Quilter's Edition) is the ideal machine for outstanding patchwork and quilt creations. The B 550 QE features the BERNINA Stitch Regulator (BSR), designed to assist you in mastering free-motion stitching techniques with ease.

**Enter the world of BERNINA embroidery.**

The BERNINA 580 E combination sewing and embroidery machine is designed for the established hobbyist who is looking for a well-rounded machine that offers high-end sewing and embroidery features for a wide range of sewing projects. This machine includes as standard an embroidery module including over 100 built-in embroidery designs. The B 580 E also features a color touch screen that is clear and easy to navigate, giving you access to hundreds of stitch options and embroidery designs.

The manufacturing quality of the BERNINA 5 Series is reflected, among other things, in the precision of its stitches and its high-piercing power. The needle penetrates easily through several layers of thick fabric, including leather and canvas. An additional feature included in the BERNINA 5 Series machines includes a user-friendly interface with crisp LCD displays. The models also provide an exclusive level of Stitch Control that allows you to alter the stitch length, width and needle position, or even create custom combinations. No matter which option you choose, the machine will remember the stitch details for you thanks to expanded memory functions.

To learn more about the exclusive BERNINA 5 Series including a guided tour, video tutorials and download patterns, please visit [www.berninausa.com/5series](http://www.berninausa.com/5series) or stop by Dave's BERNINA for a demonstration.



# DESIGN STUDIO

*We love to embroider and the Design Studio gives us so many designs to choose from. To help each of us understand how to get and use the designs, our team of experts will take a design pack and show you some of the many ways you can use it. You will be able to make a project and buy the designs so you can make many more projects.*

*For class please bring a project you have embellished with embroidery for show and tell! We love to see what you have been doing and it helps give others ideas.*

**October 13th at 6:30 pm  
or 14th at 10:30 am**

**By Chris Chamberlain**

**Class fee \$10 + designs**

Halloween is a fun time of year! Come see how to use these great designs to embellish a bag. Kids and adults will love to have these designs all around them.



**November 10th at 6:30 pm  
or 11th at 10:30 am**

**By Maxine Lostetter**

**Class fee \$10 + designs**

Appliqué - I love it!!!! With appliqué you can use a large design, and it doesn't take that long for the embroidery machine to sew it! This month's featured design pack will be "Bali Fruit Appliqués". It is perfect for tea towels and aprons! So bring your tea towels or aprons and put a pretty piece of fruit or a bowl of fruit on them. It will brighten your kitchen.




**December 8th at 6:30 pm  
or 9th at 10:30 am**

**By Donetta Brewer**

**Class fee \$10 + designs**

Magic in the Air Table Runner. Christmas is just around the corner can you believe it? Holiday decorations make everything so joyful! Come learn how to use some of the fun designs to make a great table runner. It will bring beauty and joy into your home.



**January 12th at 6:30 pm  
or 13th at 10:30 am**

**By Paula Jordan**

**Class fee \$10 + designs**

Get an early start on a project for the Spring Embroidery Retreat. We will be making a window pane quilt. This type of quilt is made so that it is like looking out a window to see what is going on. Create the embroidery panes this month then at the retreat learn how to make this quilt without Y seams. Finally add a fun appliquéd block to the center. Snowmen will be the theme.



# FESTIVAL OF TREES



**Decorating day will be November 28th**

*Almost as magical as Santa himself, a cold barren exhibit hall transforms into a warm, festive holiday haven. Each year, the magic of Festival of Trees unfolds, and with it the hope and future of children in need at Primary Children's Medical Center. At Dave's Bernina we want to be a part of this great magic. We would love to have you, "our customers" to be involved too. Then you can say; "I helped with a tree" and "I helped bring joy to others." So come and help us make all of the embroidered lace ornaments for our tree. We have designs, thread and Angelina at our Provo store. Please come in and receive the information.*





# VIRTUAL CLUBS

Do you love to learn things off the internet? We do too. Come to our store and watch a class that is coming right from BERNINA. The top educators of BERNINA share techniques, patterns, accessories and more. Be sure to come, and you can have a copy to take with you to watch whenever you want.

As soon as we find out what BERNINA has planned for January classes we will post it on our web page and send out an email when it gets closer.

## Virtual BERNINA Club



**October 28th**

**1:00 pm: During our Retreat Lunch.**

**Class fee \$10**

**Vest Dressed**

Create a simple vest, but customize it for your style. Whether recycling fabric from a previously loved garment or starting anew, this fashion accessory will meet many of your fashion needs.

**December 1st**

**5:00 pm**

**Class fee \$10**

**Little Luxuries**

Around the world, or just around the corner, travel in style with a few well selected packing organizers to make you feel at home wherever you go.

**January ?**

**Class fee \$10**

## Software Sampler



**October 26th**

**1:30 pm**

**Class fee \$10**

**Photo Paint, PhotoSnap Your Season**

Create a quick wrap pillow sleeve for the Holidays using the software's "photo tools." Work with both Corel Photo Paint, and BERNINA PhotoSnap to edit, and embroider photographs and graphics.

**November 30th**

**1:30 pm**

**Class fee \$10**

**Deck the Halls**

Combine spectacular appliqué, embroidery, lettering, and quilting, while creating a silk appliquéd and embroidered wall hanging for the holidays.

**January TBA**

**Class fee \$10**

## All About ME! Machine Embroidery

**October 6th**

**5:00 pm**

**Class fee \$10**

**Christmas Ideas for the 2011 Christmas Season**

Get ready to impress your friends and family as you create special décor and gift giving items for the holidays. All of these projects are designs to be done in an hour or less. We will show you lots of fun and creative gifts for you to embroider, just in time for the holidays!



**November 3rd**

**5:00 pm**

**Class fee \$10**

**You Don't Have to Cook to Make an Apron**

Aprons are all the rage these days. Whether you are a world renowned chef or even if you don't cook at all, you can create an apron adorned with spectacular embroidery sure to impress your friends. We will also show some projects created especially for the kitchen. We will review placement in this class, how to get the design in the correct place using templates and/or software.

**January TBA**

**Class fee \$10**



# Sew Whatever

*This is a great night to get together with friends and others that just love to share the joy of sewing. Come and make the weekly project or bring your own project. We have a change of time starting in October it will be from 6:00 pm – 9:00 pm. To increase the time we have for sewing we will be serving refreshments instead of dinner. We love to see you get projects finished and learn new things. Please come join the fun and make new friendships.*

## October "Around the House"

*This is a great time to do some of those things that have been pushed aside through the busy summer. How about some projects for the house!? Let's start with a bag, add a pillow, and finally a darling iron cover. Yes, even our sewing things need to look fun and inviting!*

### October 5th

**6:00 pm – 9:00 pm**

**By Karralee Austin**

**Class fee \$10**

**(includes refreshments)**

The Big Shopper Bag: This is a great bag to take shopping or on an overnight trip. It is easy and fun to do. There is an optional drawstring closure to make it even bigger. In class we will be making the "smaller" bag.



### October 12th

**6:00 pm – 9:00 pm**

**By Suzy Jordan**

**Class fee \$10**

**(includes refreshments)**

This fun pillow is quick and easy. It will look great in your house sitting on your sofa, or make it as a gift for a friend.



### October 19th


**6:00 pm – 9:00 pm**

**By Tracy Larson**

**Class fee \$10**

**(includes refreshments)**

Have you ever had a hot iron to carry home from your fun evening of sewing? This is the answer to that problem. An Iron Cozy! It can be placed on the iron while still warm and will protect you and your bag from getting burned. It is so cute and fun you may want to leave it on the iron all the time!



### October 26th

**6:00 pm – 9:00 pm**

**By Paula Jordan**

**Class fee \$10**

**(includes refreshments)**

Elm Creek Block of the Month, we will be making the November Block. Book to read is "A Quilter's Holiday"



## November "Holiday Season"

*It's time to get ready for the Holiday Season by getting those fun gifts done early. Everyone has fun with seasonal pajama pants and tops. Add a pillow case that matches to make it even better! In December we will have more fast gift ideas.*

### November 2nd

**6:00 pm – 9:00 pm**

**By Paula Jordan & Tracy Larson**

**Class fee \$10**

**(includes refreshments)**

Pillow cases are fun and easy to make. They make a great Christmas gift for friends and family. Let's make them better by dressing up the header. Tracy will teach you how to do a pretty appliqué, and Paula will teach a Double Diamond strip. Both methods are fun and easy and can dress up your gift for any age or reason.



### November 9th

**6:00 pm – 9:00 pm**

**By Paula Jordan**

**Class fee \$10 (includes refreshments)**

We now have KWIK SEW Patterns in our store. So to make the Pajamas you don't have to go looking for the pattern. The pajama top can be made at any length, short for a top to go with the bottoms we will make next week, or long to wear like a nightgown. Don't let sewing on knit scare you, it really is easy. Once you do, you will wonder why you never did it before. You can use a serger or sewing machine for this project. A serger is faster and easier, but your machine does a great job, too. If you have never tried a serger this might be a great time to try. We have a few in the store, just call and reserve one.






## November 16th 6:00 pm – 9:00 pm

By Suzy Jordan

**Class fee \$10 (includes refreshments)**

Fun Pajama Pants that kids and adults will love to wear are enjoyable and quick to make. After you make one you will want to make them for everyone.



## November 23rd

There will be no Sew WhatEver this week, so relax with Family and Friends. Take time to truly be Thankful for all that we have.



## November 30th 6:00 pm – 9:00 pm

By Paula Jordan

**Class fee \$10 (includes refreshments)**

Elm Creek Block of the Month we will be making the December block. Read "The Christmas Quilt"

We will finish our blocks for the quilt this month. Hopefully you have been sashing as you got each three months done. If not, now is the time to get that going. I hope you have had as much fun doing these squares and reading the books as I have! We would love for you to "show and tell" your quilt at Sew WhatEver when you get them finished. (Remember "finished" is the top done and "completed" is the quilt quilted and bound.)



## December "Quick Gifts"

### December 7th 6:00 pm – 9:00 pm

By Paula Jordan

**Class fee \$10 (includes refreshments)**

Hot Pads are a quick and easy gift for neighbors and friends. If you are not quite ready for Christmas and need a few last gifts, this would be easy to do. Come join us to make these fun hot pads.



### December 14th 6:00 pm – 9:00 pm

By Paula Jordan

**Class fee \$10 (includes refreshments)**

It's a mystery! Come see some fun quick gifts that can be made and handed out as needed. Also, bring your favorite holiday treat and recipe to share with everyone.



## December 21st and December 28th

There will be no Sew WhatEver for the next two weeks. Enjoy your Christmas and New Year. We will see you next year!



## January 2012

It's hard to believe it is already 2012. I sure hope the world does not end! I have too many fun projects left to make and do! This year in Sew WhatEver we will do lots of fun projects. We will be doing a dish towel of the month. Then we are going to make a table runner and a bag every quarter. Wow, that sounds like a lot! But, it is spread out over the year and will be lots of fun. We also want to remind you that we love to have anyone come, if you don't own a BERNINA that is ok. If you don't have an embroidery machine just call and reserve a machine at our store. Let nothing hold you back from coming and enjoying the fun of being creative and being with friends.

### January 4th 2012 6:00 pm – 9:00 pm

By Tracy Larson

**Class fee \$10 (includes refreshments)**

Dish Towel of the Month

Everyone had so much fun the last time we did the dish towels that we are going to do them again. This time with a different twist. The dish towels will be a white flour sack and we will be putting kitchen and food themed designs onto them. The design pack has already been picked out so come and enjoy creating these towels.

### January 11th & 18th 6:00 pm – 9:00 pm

By Suzy Jordan

**Class fee \$10 (includes refreshments)**

Start now and you will have fun flowers popp'n on a quilt before it is even spring. We will be taking two weeks to work on this fun appliqué quilt. The quilt is 42" x 62" and is so cute and fun you will want to make a whole garden full.







### January 25th 6:00 pm – 9:00 pm

By Tracy Larson & Suzy Jordan

**Class fee \$10 (includes refreshments)**

Cuddle Fabric is so fun. Blankets and quilts are not the only way to use this great fabric. Come and make this fun pillow pet. The kids will always want to sleep with it, and you will have a hard time giving it up, I bet you will make two or more.



*To kick off a new club here at Dave's BERNINA we would love to have some of you try out our new 550QE machine. So bring your own machine or try one of ours. We will be making a quilted cover for a notebook that will be great to take with you while planning your*





quilting projects. At this class, we will reveal the upcoming project that will start in January.

We will have club on the 3rd Friday of each month from 1:30 pm – 3:30 pm, starting on January 20, 2012. Come and join us for the great ideas and fun.

## Serger Club

**November 10th**

**1:30 pm – 3:30 pm**

**By Chris Chamberlain**

**Class fee \$10**

**Baby/Child Leg Warmers**

Just take a pair of knee-high socks and turn them into a cute set of leg warmers for your sweet little baby. These can be made to fit older children too. What quick and easy gifts they can be! So get you a fun pair of socks and come play.



**December 8th**

**1:30 pm – 3:30 pm**

**By Chris Chamberlain**

**Class fee \$10**

**Holiday Dining**

'Tis the season to dress up your dining area for the holidays. We will focus on a tablecloth, napkins and your very own French ribbons to you in your decorating. There are several ways to finish the tablecloth including a ruffle or decorative stitching. Come and see the fun techniques and choose your favorite.



Please contact Chris C. before class with the table measurements and she will be glad to help you figure out what supplies you will need.

**January 12th**

**1:30 pm – 3:30 pm**

**By Chris Chamberlain**

**Class fee \$10, Kit fee \$10**

**Serger Angel Doll**

This delicate angel doll is created using elegant fabrics and quick serger techniques. Come make this doll for your little angel.

# EMBROIDERY CLASSES

**Winged Needle Lace Pillowcase**

**November 3rd**

**1:30 pm – 3:30 pm**

**By Wendy Copus**

**Class fee \$10 Designs \$5.00**

This unique pillowcase has a faux lace technique to it. This technique uses a lacing stitch and a winged needle. When you embroider it, you create a gorgeous edge pillowcase that everyone will want. Make a few sets and give them out for Christmas, or add them to the beds in your home.



**3D Lace Butterfly Hairclip or Pin**

**December 1st**

**1:30 pm – 3:30 pm**

**By Wendy Copus**

Class fee \$10 Designs \$5.00 single butterfly or \$9.00 pack of 4 designs

There is nothing prettier than lace! Add some Angelina fibers, then make it 3D, and you have made the lace even better! Make these into hairclips or pins and give them to your precious daughters or granddaughters, or any girls you may know! They will have received a wonderful gift made with love.



**Go! BeDazzled!**

**October 4th, November 1st,**

**December 6th, January 3rd**

**10:30 am – 1:30 pm**

**By Chris Chamberlain**

**& Maxine Lostetter**

**Class fee \$10**

Embroidery is a fun way to create an intricate quilt, that all will love to see. This Sarah Vedeler quilt makes it look like you worked hard but really you were just having fun.

Have you been working on this beautiful quilt? Or have you seen it and want to make it? Then come join us in class. This is a Block of the Month but you can step in at anytime. We have seen many of these quilts done but we want to see the ones made by you!



# Software Classes

## Software Workshops

**October 18th at 6:30 pm  
or October 19th at 2:00 pm**

**By Donetta Brewer or Wendy Copus**

**Class fee \$5**

### **Halo Halo**

Halo or echo quilting is very popular. With just a few clicks of the mouse you can make your own Halo quilting designs. Come and see how easy and fun it is to duplicate what the master digitizers are creating.

**November 15th 6:30 pm  
or November 16th at 2:00 pm**

**By Donetta Brewer or Wendy Copus**

**Class fee \$5**

### **Gift Tags Galore**

Check out this class for great gift tag ideas. We will be making gift tags to put on all the wonderful gifts you have been making to give out this holiday season. You can customize it for each person or season and the best thing is they can be reused!

**January 17th 6:30 pm  
or January 18th at 2:00 pm**

**By Donetta Brewer or Wendy Copus**

**Class fee \$5**

### **Monogram Magic**

Everyone loves to receive a gift that has been personalized for them. We are going to really explore the possibilities available to us in the BERNINA Software. There is so much more to it than what you learn in your Mastery Class.

The best part is you will go home with your own personal design ready to sew out on your next project.

## Beginning to End Software

**November 10th & 17th  
1:30 pm – 3:00 pm**

**By Wendy Copus**

**Class fee \$20 for both classes**

In this class, you will learn how to select, scan, edit, and create the artwork needed to get good results when using the PhotoSnap capabilities in your software. Also we will come up with different ideas of how to use the PhotoSnap. There are so many ways to use this versatile software!




**January 18th & 25th  
6:30 pm – 8:30 pm**

**By Wendy Copus**

**Class fee \$20 for both classes**

Have you wanted to create a Cross Stitched design but were intimidated? Or maybe you just don't have the time? Well, the software has the capability of digitizing and embroidering a Cross Stitch design. The neat thing is that once you have the design digitized, you can stitch it out as many times as you would like to. Come learn how to digitize a design out of a cross stitch book, embroider the design, edit the design to make it better, and then embroider out the final version.





# education classes

*When you buy a machine at Dave's BERNINA, you receive classes with your purchase. The classes you can take are:*

## Basic Fun

4 Classes; This class takes you through the basics of your machine from the very start. Learn about the functions and abilities you have with your machine.

## Embroidery Aurora

3 Classes; The 430, 440, 450 are in this class. Continue learning about your machine, including the embroidery module. You will also have a chance to complete your own embroidery project.

## Embroidery Artista

5 Classes; The 580, 630, 635, 640, 730 and some older machines, too. Continue learning about your machine including the embroidery module. You will also have a chance to complete your own embroidery project. We will work with directional sewing if your machine has that function.

## Serger

4 Classes; Sergers can look intimidating, but if you focus on one thread at a time, it's not quite as bad. Learn about threading and sewing with many, many fun serger techniques.

## Embroidery Software 6

7 classes; There are many fun things in your software. Learn how to use the software and how it interacts with your machine.

## Cutwork

4 classes; Learn how to use the cutwork program and tool. There are so many embroidery designs that can use the Cutwork now.

## My Label

Put your measurements (there are many) into the "My Label" program with our help. You can then create patterns designed just for you. It will be great to have clothing fit just right.

## Quick Start

The 830 and 820 are great machines. In these classes you will learn how to use them. In the first all day class you will learn how to use the machine and in the second all day class you will learn how to use the embroidery.



Sun	Mon	Tue	Wed	Thu	Fri	Sat
25	26	27	28	29	30	1
						10:30am - Basic Fun 4 @ 1:30pm - Emb Artista 3 @
2	3	4	5	6	7	8
	10:30am - Emb Aurora 2 @	10:30am - Go Bedazzled! @ 5:30pm - Basic Operations 6:30pm - Basic Fun 2 @ 6:30pm - Software 2 @	6pm - SewWhatever	10am - Chloe Quilt @ Chris 5pm - All About ME @ 5:30pm - SewWhatever @ 6:30pm - PinCushion of The	10am - Software 3 @ Tamra 2:30pm - Stitch Fun @	9:30am - Embroiderv 1:30pm - Emb Artista 4 @
9	10	11	12	13	14	15
	10:30am - Basic Operations 10:30am - Emb Aurora 3 @ 1:30pm - Basic Fun 1 @ 2:30pm - Basic Serger Use	10:30am - Software 1 @ 2pm - Fitting and 2:30pm - Creative Options 6:30pm - Basic Fun 3 @ 6:30pm - Software 3 @	10am - 830 Club 10am - 830 TEST DRIVE @ 6am - 830 TEST DRIVE @ 6pm - SewWhatever	St. George Fall Retreat @ St. George 6:30pm - DESIGN STUDIO @ 6:30pm - Serger 2 @ Provo		10:30am - 830 QuickStart @
16	17	18	19	20	21	22
	10am - All About ME 10:30am - Embroiderv 1:30pm - Basic Fun 2 @	10am - Habitat Quilt @ 10:30am - Software 2 @ 2pm - Fitting and 5:30pm - Stitch Fun @ 6:30pm - Basic Fun 4 @ 6:30pm - Software	10am - 5 SERIES TEST 2pm - Software Workshop 2:30pm - Embroiderv 6pm - SewWhatever 6:30pm - Aurora	10am - Bedazzled Block of 5:30pm - SewWhatever @ 6:30pm - Serger 3 @ Provo		SUPER SATURDAY @ Provo 9:30am - Embroiderv
23	24	25	26	27	28	29
	10:30am - Embroiderv 10:30am - Stitch Fun @ 1:30pm - Basic Fun 3 @	10am - Software Sampler 10:30am - Software 3 @ 6:30pm - Basic Fun 1 @ 6:30pm - Software 4 @	1:30pm - Software Sampler 2:30pm - Embroiderv 6pm - SewWhatever 6:30pm - Aurora	HARVEST RETREAT @ PROVO 10:30am - 830 Quick Start 5:30pm - SewWhatever @		9:30am - Basic Operations
30	31	1	2	3	4	5
	10:30am - Embroiderv	10:30am - Go Bedazzled! @ 6:30pm - Basic Fun 2 @ 6:30pm - Software 5 @	10am - 830 Club 6pm - SewWhatever 6:30pm - Aurora	1:30pm - Lace Pillowcase @ 5pm - All About ME @ 5:30pm - SewWhatever @ 6:30pm - PinCushion of The	10:30am - Serger 1 @ 1:30pm - Basic Fun 1 @ 2:30pm - Virtual Bernina	9:30am - Embroiderv 10:30am - Basic Fun 1 @

Sun	Mon	Tue	Wed	Thu	Fri	Sat
30	31	1	2	3	4	5
	10:30am - Embroiderv	10:30am - Go Bedazzled! @ 6:30pm - Basic Fun 2 @ 6:30pm - Software 5 @	10am - 830 Club 6pm - SewWhatever 6:30pm - Aurora	1:30pm - Lace Pillowcase @ 5pm - All About ME @ 5:30pm - SewWhatever @ 6:30pm - PinCushion of The	10:30am - Serger 1 @ 1:30pm - Basic Fun 1 @ 2:30pm - Virtual Bernina	9:30am - Embroiderv 10:30am - Basic Fun 1 @
6	7	8	9	10	11	12
	10:30am - Embroiderv 10:30am - Software 1 @ 1:30pm - Basic Fun 4 @	10am - Basic Operations @ 2pm - Basic Serging @ 6:30pm - Basic Fun 3 @ 6:30pm - Software 6 @	5:30pm - Creative Options 6pm - SewWhatever 6:30pm - Software 1 @	1:30pm - Beginning 1:30pm - Serger 5:30pm - SewWhatever @ 6:30pm - DESIGN STUDIO @	10:30am - DESIGN STUDIO 10:30am - Serger 2 @ 1:30pm - Basic Fun 2 @	9:30am - Stitch Fun @ 10:30am - Basic Fun 2 @ 1:30pm - Embroiderv
13	14	15	16	17	18	19
	10am - All About ME 10:30am - 830 QuickStart @	10am - Stitch Fun @ Louise 10:30am - 830 QuickStart @ 2pm - Serging Ahead @ 6:30pm - Basic Fun 4 @ 6:30pm - Software	2pm - Software Workshop 6pm - SewWhatever 6:30pm - Software 2 @	10am - Bedazzled Block of 1:30pm - Beginning 5:30pm - SewWhatever @	10:30am - Serger 3 @ 1pm - Quilters Club @ 1:30pm - Basic Fun 1 @	9:30am - Embroiderv 10:30am - Basic Fun 3 @ 1:30pm - Embroiderv
20	21	22	23	24	25	26
	10:30am - Software 2 @ 1:30pm - Aurora	10am - Software Sampler 2:30pm - Embroiderv 6:30pm - Software 7 @		5:30pm - SewWhatever @	BLACK FRIDAY @ PROVO	
27	28	29	30	1	2	3
	10:30am - Basic Fun 2 @ 10:30am - Software 3 @ 1:30pm - Aurora	2:30pm - Embroiderv 6:30pm - Basic Fun 1 @	10am - Christmas Oden 1:30pm - Software Sampler 6pm - SewWhatever 6:30pm - Software 3 @	1:30pm - 3D Butterfiv Lace 5pm - BERNINA Club @ 5:30pm - SewWhatever @ 6:30pm - PinCushion of The 6:30pm - Serger 1 @ Dave's	10:30am - Basic Operations 10:30am - Serger 4 @ 1:30pm - Basic Fun 3 @	10:30am - Basic Fun 4 @ 1:30pm - Embroiderv



Sun	Mon	Tue	Wed	Thu	Fri	Sat
27	28	29	30	1	2	3
	10:30am - Basic Fun 2 @ 10:30am - Software 3 @ 1:30pm - Aurora	2:30pm - Embroiderv 6:30pm - Basic Fun 1 @	10am - Christmas Oden 1:30pm - Software Sampler 6pm - SewWhatever 6:30pm - Software 3 @	1:30pm - 3D Butterfly Lace 5pm - BERNINA Club @ 5:30pm - SewWhatever @ 6:30pm - PinCushion of The 6:30pm - Serger 1 @ Dave's	10:30am - Basic Operations 10:30am - Serger 4 @ 1:30pm - Basic Fun 3 @	10:30am - Basic Fun 4 @ 1:30pm - Embroiderv
4	5	6	7	8	9	10
	10:30am - Basic Fun 3 @ 10:30am - Creative Options 1:30pm - Aurora	10:30am - Embroiderv 10:30am - Go Bedazzled! @ 2:30pm - Basic Serger @ 6pm - 830 TEST DRIVE @ 6:30pm - Basic Fun 2 @	10am - 830 Club 10am - 830 TEST DRIVE @ 6pm - SewWhatever 6:30pm - Software 4 @	1:30pm - Serger 5:30pm - SewWhatever @ 6:30pm - DESIGN STUDIO @ 6:30pm - Serger 2 @ Dave's	10:30am - DESIGN STUDIO 10:30am - Stitch Fun @ 1:30pm - Basic Fun 4 @	1:30pm - Embroiderv
11	12	13	14	15	16	17
	10:30am - Basic Fun 4 @ 1:30pm - Basic Fun 1 @ 2:30pm - Basic Operations	10:30am - Embroiderv 2:30pm - Serger Ahead @ 6:30pm - Basic Fun 3 @	6pm - SewWhatever 6:30pm - Software 5 @	10am - Bedazzled Block of 5:30pm - SewWhatever @ 6:30pm - Serger 3 @ Dave's		
18	19	20	21	22	23	24
	1:30pm - Basic Fun 2 @ 2:30pm - Stitch Fun @	6:30pm - Basic Fun 4 @				
25	26	27	28	29	30	31
			6:30pm - Software 6 @			

Sun	Mon	Tue	Wed	Thu	Fri	Sat
1	2	3	4	5	6	7
	10:30am - Basic Fun 1 @ 1:30pm - Basic Fun 3 @	10:30am - Go Bedazzled! @ 2pm - Fitting and 6:30pm - Software 1 @	10:30am - 830 Club @ 2:30pm - Software 1 @ 6pm - SewWhatever 6:30pm - Software 7 @	1:30pm - Learn to Sew 1 @ 5:30pm - SewWhatever 6:30pm - PinCushion of The		9:30am - Basic Serger Use 10:30am - Basic Fun 1 @ 1:30pm - Serger 1 @ Provo 2pm - Basic Operations @
8	9	10	11	12	13	14
	10:30am - Basic Fun 2 @ 10:30am - Basic Operations 1:30pm - Basic Fun 4 @	10:30am - 830 QuickStart @ 5:30pm - Embroiderv 6:30pm - Software 2 @	10:30am - 830 QuickStart @ 2:30pm - Software 2 @ 6pm - SewWhatever	1:30pm - Learn to Sew 2 @ 1:30pm - Serger 5:30pm - SewWhatever 6:30pm - DESIGN STUDIO @	10:30am - DESIGN STUDIO 1:30pm - Serger 1 @ Provo 2:30pm - Creative Options	9:30am - Embroiderv 10:30am - Basic Fun 2 @ 1:30pm - Serger 2 @ Provo
15	16	17	18	19	20	21
	10:30am - Basic Fun 3 @ 10:30am - Stitch Fun @ 1:30pm - Basic Fun 1 @	2pm - Fitting and 5:30pm - Embroiderv 6:30pm - Software	2pm - Software Workshop 2:30pm - Software 3 @ 6pm - SewWhatever 6:30pm - Beginning to End	10:30am - Bedazzled - 1:30pm - Learn to Sew 3 @ 5:30pm - SewWhatever	10:30am - Embroiderv 1:30pm - Quilters Club @ 1:30pm - Serger 2 @ Provo	9:30am - Serger Ahead @ 10:30am - Basic Fun 3 @ 1:30pm - Serger 3 @ Provo 2pm - Stitch Fun @ Norma
22	23	24	25	26	27	28
	10:30am - All About ME @ 10:30am - Basic Fun 4 @ 1:30pm - Basic Fun 2 @	10:30am - Basic Fun 1 @ 2pm - Fitting and 5:30pm - Basic Operations 6:30pm - Software 3 @	2:30pm - Software Sampler 3pm - Software 1 @ Provo 6pm - SewWhatever 6:30pm - Beginning to End	1:30pm - Learn to Sew 4 @ 1:30pm - Software Sampler 5:30pm - SewWhatever	10:30am - Embroiderv 1:30pm - Serger 3 @ Provo 2:30pm - Virtual Bernina	9:30am - Embroiderv 10:30am - Basic Fun 4 @ 1:30pm - Serger 4 @ Provo
29	30	31	1	2	3	4
	10:30am - Creative Options 10:30am - Embroiderv 1:30pm - Basic Fun 3 @	10:30am - Basic Fun 2 @ 2pm - Fitting and 5:30pm - Stitch Fun @ 6:30pm - Software 4 @				

# Sew Whatever

Come, let's have a girls night out at SewWhatEver every Thursday night!! We do projects every week, BUT you don't have to do them. You can bring in your UFO's (unfinished projects) and we'll try to help you get them done. In this club you can let your hair down, relax and just have fun! You'll learn new techniques and become a more experienced sewer. Also, this club is for anyone, from beginner to advanced. So come join us for fun, friends and food! If you have any questions, please feel free to call us. (Please call to sign up & if you don't have a machine but would like to come, reserve one of ours!)

## October Theme: "Take Care of Mummy"

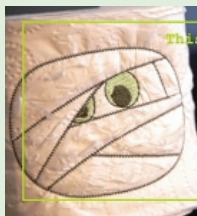
### T.P. Mummy

October 6th

Teacher: Maudie Borget

Design: \$6.50

This cute little mummy is to die for!! Don't worry; he's not scary. He's so cute that he'll put a smile on your face. This is a must have for every bathroom!!



### October 13th - No SewWhatEver

We'll be having our retreat

### Retreat Finish It!

October 20th

Teacher: Andrea Summerhays

We know how good it feels when you finish your project, so we set this time aside for you to have more time to work on getting the projects you weren't able to get done finished. Bring in your unfinished retreat project and get in for free.

### Kitchen Towel Of The Month

October 27th

Teacher: Andrea Summerhays

We'll be learning how to do embroidery applique' with Novembers' towel. This Turkey is just too cute to eat!



## November Theme: Go!

### Winter's Here Quilt Part 1

November 3rd

Teacher: Andrea & Maudie

Are you ready for some fun??? We are going to be making a pretty wall hanging using the Go cutter! We're going to learn how to piece and, shhh, cheat a little (no one will know) by using the Go! to cut our fabric Christmas shapes to applique. That's



right, you heard right. The Go! cuts fabric and several layers too. You'll find the GO! is so easy to use and really fun. We'll be working on this quilt the next 2 weeks.

### Winter's Here Quilt Part 2

November 10th

Teacher: Andrea & Maudie

Isn't it exciting that you have more time to work on the quilt and getting closer to finishing it??? And if you aren't working on the quilt, this is a great time to start working on your Christmas projects or UFO's.

### Winter's Here Quilt Part 3

November 17th

Teacher: Andrea & Maudie

Now that you're starting to see the light at the end of the tunnel, you'll be so excited that you won't know what to do with yourself.

### November 24th - No SewWhatEver

Kitchen towel of the month has been pushed back to the first week of December.

## December Theme: Quick as a Wink!

### Kitchen Towel Of The Month

December 1st

Teacher: Andrea Summerhays

This will be our last towel of the month. We use minkee for the Santa's beard and hat. This towel is so cute and fun that it'll for sure put you into the Christmas Spirit.



### Snowman Smore

December 8th

Teacher: Maudie Borget

Kit & Design: \$10.00

There are many things you can embroider on, but I bet you didn't think you could embroider on toilet paper. This cute little s'more will melt your heart. All your neighbors will want one!





## White Chocolate Chip Scone Mix

**December 15th**

**Teacher: Louise Petersen**

**Pattern: \$9.50**

Have you ever had white chocolate chip scones? One of the things that this pattern has is a scone gift bag to put white chocolate chip scones ingredients in. The recipe is included in the pattern. This makes a perfect gift for your neighbor at Christmas. Not only do you have the ingredients for a yummy treat, but a really cute bag that has a spot for an adorable little wooden spoon!



**December 22nd – No SewWhatEver**

**December 29th – No SewWhatEver**

**January Theme: STRESSED, RELAAAX!**

## Rice Pack

**January 5th**

**Teacher: Maudie Borget**

**Kit: \$3.00 (includes filler lavender)**

My kids love this rice pack, not only because it's a cute rice pack but it also has minkee on one side so it's nice and soft. And when you have an ear infection, you want to put something warm and soft next to your ear. Also the smell of lavender is very soothing.



## Sleep Mask

**January 12th**

**Teacher: Tami Cox**

We'll be making a matching sleep mask with minkee on the back to help relaaax you. You won't have to worry about looking funny with just an ordinary mask, after you get done with ours, you'll look oh just so cute!



## Fleece Slippers

**January 19th**

**Teacher: Louise Petersen**

Now that you have your cute girly(or boyish) rice pack all warmed up, your pretty sleeping mask soothing your eyes, all that's left is some cozy, warm cuddle fleece socks, OH yeah, we can't forget about the hot cup of cocoa, now your're ready for some relaaaxation!



## Quiet Book of the Month

**January 26th**

**Teacher: Andrea & Maudie**

Last year we did kitchen towel of the month on the last Thursday of the month, so this year we decided to make a quiet book. We will be doing a page a month through-out the year. There are 10 pages and on the 11th month we'll work on putting it together. I hope you'll join in on the fun.

# Specialty Class

## Designer Christmas Placemats and Tree Napkins

**Date: Thursday Dec 8th**

**Time: 10:30 am – 1:30 pm**

**Teacher: Louise Petersen**

**Class fee: \$15**

Get out your serger and whip up these fancy place settings for your christmas table or for Christmas gifts. Sews up quickly for reversible napkins.



## Block of The Month



## Sarah Vedeler "Bedazzled"

**Date: Thursday, Oct 20th, Nov 17th, Dec 15th, Jan 19th**

**Time: 10:30 am – 1:30 pm**

**Teacher: Andrea Summerhays**

**Class fee: \$15**

**Kit fee (if applicable): Pattern with Embroidery Designs- \$120**

It's finally time to start! I hope you are all as excited as I am to get working on this beautiful quilt. If you have ever wondered what techniques to use for an embroidered quilt, this is the class! Using the Accuquilt Go! and dies make it so much easier to do and the embroidery is so fun! Any embroidery machine will work for this quilt, so everyone come!





# 830 CLUB

## Endless Pillowcase Fun

**Date: Wednesday Oct 5th**

**Time: 10:30am – 1:30pm**

**Teacher: Andrea Summerhays**

**Class fee: \$10**

Pillowcases can be a beautiful part of a bed set. Think how fun it would be to personalize the set with your own embroidery. With the 830, you can use the Endless embroidery feature to make a beautiful band around your pillowcase. In this class, we will use that feature and make a pretty band for a pillow case. Then we will put the pillowcase together. You can go home with a beautiful finished project and the knowledge of how to use another great feature on your wonderful 830 machine.



## “Seasons of Giving” Quilt Block

**Date: Wednesday Nov 2nd**

**Time: 10:30am – 1:30pm**

**Teacher: Andrea Summerhays**

**Class fee: \$10**

We are gearing up for the season of giving! Bring some scraps of fabric and make a single quilt block that we will combine together to make a quilt top. We will find someone in need for our gift for Christmas. December will be the month we learn Quilt Motion software to quilt our “Season of Giving” quilt.



## Quilt Motion & Gift Tags

**Date: Wednesday Dec 7nd**

**Time: 10:30am – 1:30pm**

**Teacher: Andrea Summerhays**

**Class fee: \$10**

Now is your chance to get to use the new Bernina Quilt Motion software! It is so easy and fun to use. We will take turns going through the process of using it to quilt your own block from November on our “Season of Giving” quilt. And while you are waiting for your turn, we will embroider some really fun gift tags to give all of your gifts that little extra something special.

## Tassels


**Date: Wednesday Jan 4th**

**Time: 10:30am – 1:30pm**

**Teacher: Andrea Summerhays**

**Class fee: \$10**

Have you ever wondered what that tassels menu on your 830 is? I have! We will have some fun learning what they are all about! They can really make your table cloth or runner or napkin something beautiful! You'll love this amazing feature of your 830!





# VIRTUAL CLUBS

*This is a great way to get top classes and education right from Bernina. All the classes come to us via the web. We are lucky enough to hear right from the great educators of BERNINA first hand. Come take advantage and join us to see what BERNINA is offering the world! Fee for each club: \$10*

## Virtual Bernina Club

**November 4th 2:30- 5:30pm**

### **Vest Dressed**

Create a simple vest but customize it for your style. Whether recycling fabric from a previously loved garment or starting anew, this fashion accessory will meet many of your fashion needs.

**December 9th 2:30-5:30pm**

### **Little Luxuries**

Around the world or just around the corner, travel in style with a few well selected packing organizers to make you feel at home wherever you go.

## Software Sampler Club

**October 25th 10:30-1:30pm**

### **Photo Paint Photo Snap Your Season**

Create a quick wrap pillow sleeve for the Holidays using the software's "photo tools". Work with both Corel Photo Paint, and BERNINA PhotoSnap to edit and embroider photographs and graphics.

**November 22nd 10:30 – 1:30pm**

### **Deck The Halls**

Combine spectacular applique', embroidery, lettering, and quilting, while creating a silk appliquéd and embroidered wall hanging for the Holidays.



## All About Me Club

**Andrea Summerhays**

**October 17th 10:30 – 1:30**

### **Christmas Ideas for the 2011 Christmas Season**

Get ready to impress your friends and family as you create special décor and gift giving items for the holidays. All of these projects are designs to be done in a hour or less. We will show you lots of fun and creative gifts for you to embroider. And just in time for the holidays!

**November 14th 10:30 – 1:30**

### **You Don't Have to Cook to Make An Apron**

Aprons are all the rage these days. Whether you are a world renowned chef or if you don't cook at all, you can create an apron adorned with spectacular embroidery sure to impress your friends. We will also show some projects created especially for the kitchen. We will review placement in this class – how to get the design in the correct place using templates and/or software.



# CHRISTMAS OPEN HOUSE

**November 30th 10:00am to 7:00pm**

We have decided to keep the tradition alive of providing an embroidered lace ornament for you to put together like the Angel tree topper we made at our first Christmas openhouse for you to add to your collection. This year we picked an exclusive ornament that has been retired for several years. Make sure you stop by so you won't miss out on this year's ornament; it'll be the only day we'll be doing it. We'll also be having some fun make and take projects and we will have some quick Christmas gift ideas to help you out this Christmas. On top of all that fun we'll be having some yummy refreshments. We hope you will come on in and join us for some Christmas Festivities!



## OCTOBER COUPON

**20% off**  
all fabric plus  
**\$1.75 fat quarters**

ONLY ONE COUPON PER CUSTOMER, SEE STORE FOR DETAILS.

## NOVEMBER COUPON

**New thread box full of 36  
spools of Isacord thread  
\$159.99 Save \$50**

*Come see new Isacord  
Thread Colors (45 New Colors)*

ONLY ONE COUPON PER CUSTOMER, SEE STORE FOR DETAILS.

## DECEMBER COUPON

**20% off**  
Irons, Scissors, and  
Olfa cutters

ONLY ONE COUPON PER CUSTOMER, SEE STORE FOR DETAILS.

## JANUARY COUPON

**20% off**  
“Design Studio” packs

ONLY ONE COUPON PER CUSTOMER, SEE STORE FOR DETAILS.

**SUPER SATURDAY**  
**OCTOBER 22, 2011 ONE DAY ONLY**

**NO INTEREST UNTIL JANUARY 2015\*!**

Fantastic Savings, Special Offers & Great Financing Deals!

B 550 QE



B 580 E



B 830 LE



\*No interest until January 2015 on purchases of \$4,000 or more on BERNINA products with your BERNINA Credit Card, made on October 22, 2011. Equal fixed minimum monthly payments required. Penalty APR may apply if you make a late payment. For new account holders: after the promotion ends an APR of 29.99% will apply.

made to create **BERNINA<sup>+</sup>**