

# Sew Much Fun!

*Your playground for creativity*

[www.sewmuchfun4you.com](http://www.sewmuchfun4you.com)

3718 East Franklin Blvd.  
(Franklin Square with Kohl's and near Books A Million)  
Gastonia, NC 28056  
704-824-1961

Dear Sew Much Fun! Customers,

The first quarter of 2012 has been very good. Thank you for your business and support! Our goal is to be the very best at what we do and to be your number one source for your creative sewing needs.

Beginning in April, Sew Much Fun! is offering a new program titled "Buck a Block". Sign up for the program and receive the first block kit and a pack of 2.0" Thangles (enough to make all the blocks) for only \$6. Your block kit will also have a different Thangles lesson each month. You will learn how to use Thangles to make quarter squares, tulip squares and flying geese. You will also learn how to use Thangles with any quilting pattern. Every month for 12 months, you pick up a new kit. To keep you on track, bring in your finished block each month and receive the next month for only \$1. If you fall behind, you will pay \$3 until you get caught up. Come into the store to see our sample—it has an election year theme.

During this second quarter of the year, we are participating in the **Mid Carolina Run Shop Hop**. The dates are June 11–16, 10 to 6 at each of 8 participating shops. Read more on page 10.

Our "Simply Charming Giveaway" program is over, but if you weren't able to collect all the charms, come see what we have available at only \$5.99 per charm. These also make great gifts for your sewing buddies.

Please let us know if there are classes you would like to see in the future. Our teachers love what they do and want you to love taking their classes! Remember, if you see a class you want to take, but the scheduled time isn't good, you can **create your own class** by getting 4 or more sewing friends together. The teacher will coordinate the classroom, your schedule, and her schedule to help make the class happen for you!

Hope to see you often at Sew Much Fun!

Drusilla and the Sew Much Fun! Staff

*"I love sewing and have plenty of material witnesses to prove it."*

## Inside this issue:

Mastery Classes	2–3
Clubs	4–5
Extra Classes	6–10

April through June  
2012

## Sew Much Fun! So Special Staff:

- Alma
- Debra
- Drusilla
- Jan
- Jean
- Maeve
- Marcia
- Traci



## My **BERNINA** Classes

### New Owner Classes—the machine is just the beginning!

At *Sew Much Fun!* we want you to get the most from your BERNINA sewing machine purchase. Through superior education we can give you the BEST opportunity to express your creativity with your BERNINA. Realizing the amount of time spent in classes is limited for many sewers, BERNINA has developed a new class format so that you can learn the most about your machine in the shortest amount of time. We think BERNINA has done a great job with these classes! Note: Some exercises apply only to models equipped with certain features.

All machine & serger classes are included with your machine purchase from *Sew Much Fun!* There will be a small kit fee for supplies. If you own an older BERNINA and would like private lessons, we have teachers available at reasonable fees. If your machine was not purchased from *Sew Much Fun!* you will need to talk with Drusilla about taking new owner classes.

### My **BERNINA** Sewing Machine Classes

**Class One—Basic Operation—All BERNINA & Bernette models.** Designed for all BERNINA sewing machines including Bernette models, this class is a must for new owners. Learn what you need to know about the basic operation of your new machine in this informative, fun class. Topics covered: sewing machine needles, thread, presser feet, securing stitches, turning corners, zigzag stitch, blind hem, triple straight stitch, vari-overlock stitch, stretch stitch, gathering over cord, manual buttonholes, automatic buttonholes, and attaching buttons.

Saturday, 4/7, 10 to 4

Tuesday, 5/1, 10 to 4

Saturday, 6/2, 10 to 4

**Class Two—Stitch Fun—all BERNINA models except 1008.** Explore the decorative stitches and creative functions of your BERNINA sewing machine while learning embellishments for almost any type of project:

This class is designed for all computerized BERNINA sewing machines. Topics covered: decorative stitching; securing function; temporary altered memory, satin stitching, altering stitches, pattern functions, mirror image, balance, balance bonus, memory/combi mode, alphabets, memory buttonhole, continuous reverse/backstepping, free-motion stitch, BERNINA stitch regulator, double needle stitching, wing needle stitching, and bobbinplay.

Friday, 4/20, 10 to 4

Saturday, 5/5, 10 to 4

Tuesday, 6/5, 10 to 4

**Class Three—Creative Options—artista 640, 730, and 8-series machines.** This class examines the distinctive features and functions that make these models unique and useful additions to your sewing rooms. Topics covered: setup program, stitch collage, long stitch, tapering stitches, multi-directional stitching, free-form directional stitching, all-over directional stitching, trailing tulip vines, and monograms.

Wednesday, 6/20, 10 to 4



### My **BERNINA** Embroidery Classes—Embroidery Machine Basics

Learn the ins and outs of your BERNINA or Deco embroidery machine. From the basics of hooping to customizing designs and Endless Embroidery, you'll discover all you need to get the most from your embroidery system. Topics covered: stabilizers, needle and thread, hooping, templates/placement, file formats, tension, accessing designs, stitching a design, customizing designs, combining designs, lettering, stitch density, saving & deleting designs, free arm embroidery, multi-hooping, mega hoop, jumbo hoop, endless embroidery. \$10 Supply Fee

—Please bring your manual to all classes -Aurora owners **MUST** bring laptop with software loaded .Bernina software owners are welcome to bring their laptops to use in class (software must be installed prior to class).

Saturday, 4/14, 10 to 4

Saturday, 6/9, 10 to 4

## BERNINA Software Lessons

Version 6 of the Bernina software is fabulous! Come learn all about the new features and improved features. The teacher's computer will have V.6 on it, but you will be able to follow along with V.5 if you have not updated to V.6. Once you see all V.6 can do, I'm sure you will want to update!

There is a fee of \$15 each for classes 2–8 for software purchased from Sew Much Fun!. If you purchased your software elsewhere, the fee is \$30 each for all classes. Classes 1 to 4 are for all levels. Classes 5 to 9 only for the Designer Plus level—if you want to sit in on these classes to see if you want to upgrade, please let us know.

**Class 1—Editor Plus Lettering and Art Canvas I:** scheduled as needed

**Class 2—Magic Wand and Auto Digitizing:** returning in July, 2012

**Class 3—Monogramming Program:** returning in August, 2012

**Class 4—Quilter, Cross Stitch, and Photosnap Programs:** returning in September, 2012

**Class 5—Art Canvas II and V.6 fill stitches:** returning in October, 2012

**Class 6—Advanced Appliqué:** returning in November, 2012

**Class 7—Block Editor:** Monday, April 2, 6 to 9

**Class 8—Carving Stamps, Halo Outline, Stipple Stitch, and Morphing Tools:** Monday, May 7, 6 to 9

**Class 9—Multi-Hooping, Buttonholes:** Monday, June 4, 6 to 9



## My **BERNINA** Serger Classes

**Serger Class 1: Basic Serger Use—All BERNINA sergers (except 009DCC).** Designed to make you comfortable with your new serger, this class covers threading, tension settings, and basic serger applications.

Topics covered: 4-thread balanced stitch, adjusting tension settings, micro thread control, stitch length, cutting width, differential feed, securing serged seams, corners: inside and out, 3-thread balanced stitch (wide & narrow), presser foot tape guide, 3-thread rolled hem, 3-thread flatlock stitch, 2-thread balanced stitch, 2-thread rolled hem, 2-thread flatlock.

**Monday, 4/16, 6 to 9**

**Monday, 6/18, 6 to 9**

**Serger Class 2: Serging Ahead—All BERNINA sergers.** Learn to use your serger for more than seaming and edge finishes. This class explores the use of serger accessory presser feet and attachments for both embellishment and practical uses. You'll also discover how to incorporate chain and cover stitching if your model offers these features. Topics covered: elasticator, blindstitch foot, gathering foot, gathering attachment, cording foot, multi-purpose foot, chain stitch seam, decorative chain stitch, 3-needle cover stitch (1300MDC), 2-needle cover stitch, cover stitch hem, cover stitch binding.

**Wednesday, 5/9, 6 to 9**

**We limit the number of students per class** so that you can get the most out of your experience. Please sign up early because our classes fill quickly and if you need to cancel, please let us know so someone else gets a chance to come. Thanks for helping us help you!!!

# BERNINA<sup>+</sup>

Sew Much Fun! 704-824-1961

## All About ME! (Machine Embroidery)

All About ME! is an in-store, virtual education event that includes a 30-45 minute embroidery presentation by a knowledgeable BERNINA educator. **NEW for 2012**—bring your machine and stay to make the project! We will meet on the **3rd Saturday (except May)** of each month. \$15 per class (\$30 if machine not purchased from *Sew Much Fun!*) which includes a CD covering the class information. If you can't make the class, but want the CD, sign up and let us know you won't be able to attend and we will burn you a CD. This is for all embroidery machine owners—not just BERNINA brands.

**Saturday, April 21st, 10 to 4—Holding It Together: Quilting with an Embroidery Machine**—Quilting has never been easier—we will discuss how to quilt the layers of a quilt together that will make quilting fun AND easy, AND super fast! We will review the basics of quilting in the hoop and create projects using our quilt blocks. We will examine some different threads and needles to use when you use your embroidery machine to quilt your projects.

**Saturday, May 12th, 10 to 4—From Head to Toe**—We will embroider head to toe as we discuss techniques for embroidering caps and slippers. We will talk about products that will work well for stabilizing caps to keep them from shifting as you embroider them. We will also make boutique slippers that are sure to please everyone. We will focus on placement and on how to get a design exactly where you want it to be.

**Saturday, June 16th, 10 to 4—Under Wraps**—Showcase your sewing hobby by creating a cover for a notebook that will be the envy of everyone in your sewing or quilting class. We will make a cover for a notebook (or an e-reader) that features some unique flap closures and some special embroidery techniques to personalize your pro-



## BERNINA Club

*Sew Much Fun!* is excited to offer this class where you will have fun exploring new patterns and techniques. Each class will be on the **4th Saturday** of each month and will include a Power Point presentation and a CD with all instructions. **NEW for 2012**—bring your machine and work on the project! If you can't make the class, but want the CD, sign up and let us know you won't attend and we will burn you a CD. \$15 if machine purchased at *Sew Much Fun!* - \$30 if purchased elsewhere.

**Saturday, April 28th, 10 to 4—Accoridon Mementos**—Express some of your favorite memories with needle and thread. Combine the panels to create an accordion style display with unique closures.

**Saturday, May 26th, 10 to 4—Too Stylish to Sleep**—Update a bedroom with a bed runner and super-styled pillows. When a quilt is too heavy or too time-consuming, consider making the smaller, yet equally powerful bed runner and coordinating pillows. As an accent to existent bedding, it'll be easy to change seasonally when desired.

**Saturday, June 23rd, 10 to 4—Could it be Vera?**—Create the quilted bag wardrobe of your dreams with your hand-picked fabric choices. Incorporate your favorite quilting techniques to create a quilted bag ensemble resembling those popular boutique styles.

## Software Sampler—Open for all Embroiderers!

**Sew Much Fun!** is hosting a *virtual software presentation* by a BERNINA Educator. Each month will include a software lesson with instructions for the various levels of BERNINA Embroidery Software. You will also receive instructions for using your new software knowledge to create a project and have an opportunity to try your hand at a number of embroidery and embellishment techniques. Each session is \$15 if software was purchased from **Sew Much Fun!** (\$30 each if software was purchased elsewhere). You will also be able to take home the design because it will be in its' final form on the CD you will receive. If you can't make the class, but want the CD, sign up and let us know you won't be able to attend and we will burn you a CD. **NEW for 2012**—bring your computer to practice the lesson after the presentation. These classes will be the 4th Monday of each month.

If you have been wondering about the software and want to come sit in on the demonstration, please come as our guest! We do ask you to sign up so we can arrange the classroom appropriately.

**Monday, April 23rd, 6 to 9—Appliqué Workshop**—Create beautifully embellished appliqué designs. Coordinate the applique with matching hemstitched trims and borders to complete the project. Create appliqué from a variety of methods, and apply a coordinating quick border with Spanish hemstitching.

**Monday, May 28th, 6 to 9—Create Hand Look Embroidery—Doodle Stitching**— Create your own stitches to use in Embroidery Software and replicate the look of hand stitched embroidery. Great way to finish any hand-work embroidery UFO's! Use cotton thread to embroider the hand look stitching on a fabric Bread Basket and Napkins, or select any of the other projects from this wonderful book.

**Monday, June 25th, 6 to 9—Embroider a Button!** - Design and produce your own custom covered buttons to use in projects, on garments, or a jewelry! Embroider a ribbonwork design, and create small embroidery designs that stitch out successfully. Digitize a ribbonwork design, and then cut it out—ready for a button—with the Cut-work Tool!



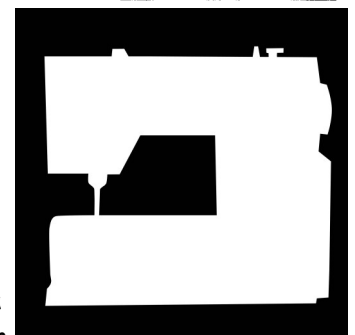
*"I got a sewing machine for my husband. Good trade, huh?"*



### Machine Repair

**Sew Much Fun!** uses Certified BERNINA technicians. We will work on a first come, first served basis and try very hard to be as quick as possible. Please understand that if a part has to be ordered, the **Sew Much Fun!** staff has no control over when the part will be delivered. We understand how hard it is for you to be without your Bernina! Do you want fast or fixed? Now working on "ALL BRANDS" of machines.

**NOTE:** Please include only your power cord, foot control, #1 foot, bobbin case and a bobbin. If you are having your **embroidery unit** checked, please include a hoop and an embroidery foot. If you own a **BSR**, bring this so we get make sure it is up to date. Also, if your machine came with a hard case, bring your machine in the case. You will be asked to take your rolling suitcases home as we don't have the space. Thanks!



# BERNINA<sup>+</sup>

## Sew Much Fun! Extra Classes

### Fabric Basket

Wednesday, 4/4, 6 to 9

Didn't see any Easter baskets you liked in the stores. Why not make one with a theme fabric or to coordinate with your room or your Grandchild's. It's quick & easy in this class. Just pick out your fabrics and purchase the pattern with kit, add ribbons and candy and you're ready with a special gift.

Class Fee: \$ 30

Instructor: Jean



*"One yard of fabric, like one cookie, is never enough!"*



### Me & Mama Skirt

Sunday, 5/20, 1 to 5

This A-line skirt has 3 to 5 rows of colorful curves that are pieced on top of a base skirt, creating a fun casual look that goes together very easily. The "Mama" skirt has darts and an invisible zipper while the "Me" skirt has elastic in the back. Come make a great skirt to match with your daughter or friend.

Class Fee: \$25 (\$20 each if Me & Mom attend)

Instructor: Traci

### Fat Quarter Jacket

Tuesday, 5/8, 10 to 4

This unlined jacket/shirt is perfect for wearing over your sleeveless top in the summer when you just need a little something extra. You will need 6 fat quarters or 3 half-yard cuts plus fabric for bias binding. I used the Bernina bias binder on my shirt but you can also use readymade bias tape. There is no pattern required. You will be given directions to make the top along with a template for cutting the neckline.

Class Fee: \$40

Instructor: Jean



### Fun With Threads

Friday, 6/22, 10 to 4

It doesn't matter if you're doing a picture or making a landscape wall hanging, it's fun to add thread painting to a quilt or project. It adds texture and shading. You don't even have to be an artist. Bring your ideas, pictures, fabric, sewing machine & most of all THREADS for a fun day.

Class Fee: \$45

Instructor: Jean

### Embroidery/Computer/Internet

Tuesday, 6/26, 6 to 9

We will explore the internet, find sites to download designs, learn to store and retrieve designs on the USB stick and more. Just bring your computer and USB stick to open a whole new world of embroidery.

Class Fee: \$25

Instructor: Jan





## The Bella Bag

Friday, 4/13, 6 to 9

This cute purse is available in 3 sizes, and features a variety of ways handles can be added. The small purse is great for traveling while the larger size is great for errands around town. Come see how easy grommets are to insert giving this bag a fun detail.

Class Fee: \$30 Instructor: Traci

## Tessellating Triangles

Friday, 5/25, 10 to 4:30

When was the last time you played with Crayons? dust them off cause you'll need them for this quilt. Learn how to tessellate fabrics and make perfect half square triangle units and if that's not enough we'll play with flying geese units too.

Class Fee: \$40 Instructor: Aimee Griffin



## Window Boxes

Monday, 4/23, 10 to 3:30

Grab your large scale prints for this Fast, Fun, and easy quilt.

Class Fee: \$30 Instructor: Aimee Griffin

## Raise the Roof

Thursdays, 5/10 and 5/24, 10 to 3:30

Lots of Saw tooth stars and Log Cabin blocks in this quilt. A perfect fat quarter quilt.

Class Fee: \$70 Instructor: Aimee Griffin



## Texas Chain

Monday, 6/25, 10 to 3:30

Is an Irish Chain in your Quilting bucket List? Well here's an easy way of checking that one off your list.


Class Fee: \$35 Instructor: Aimee Griffin

## Teens & Beyond Summer Top

Tuesday, 6/19, 10 to 4

If you are new to sewing or just want a great summer or evening top, this is the class for you! We will be using Kwik Sew pattern # 3610. This top will look great in our cotton fabrics or the NEW rayon batiks.

Class Fee: \$40 Instructor: Jean



## Dad's Shirt Dress

Friday, 6/1, 6 to 9

Come make a fun and easy play dress for your little ones using one of Dad's dress shirts. You can dress it up with ribbons and bows or keep it simple. Either way the little girl in your life will love wearing Dad's shirts. Dress will fit girls 3- 6 years.


Class Fee: \$30 Instructor: Traci

## Embroidery Machine Appliqué

Friday, 6/22, 6 to 9

Just choose a Lunch Box Quilts design and you will learn how easy and fun embroidery machine applique' can be! You can start a quilt or just learn the technique. We should have time to do a couple of designs.

Class Fee: \$25 Instructor: Jan




## Beginning Quilting

Tuesdays, 6 to 8:30, 4/3, 4/10, 4/17, 4/24

Always wanted to quilt but did not know where to begin? We have the class for you! Come and learn all about rotary cutting & rulers, so you can strip piece, make half-square & quarter square triangles while making a small wall hanging or table runner. There will be four, 2 ½ hour sessions in this class.

Class Fee: \$100 for 4 classes

Instructor: Jean



## Quick Start


### Beginning Quilting

Saturday, 6/30, 10 to 4:30

Come to our 1 day primer on quilting. We will spend the day learning about rotary cutters & rulers, while making half-square, quarter square triangles and strip piecing. We will put our blocks together for a small wall hanging or table runner. Pack a bag lunch & drink to get the most out of your day!

Class Fee: \$55

Instructor: Jean




## All About Appliqué

Tuesday, 5/8, 6 to 9

In this class we will explore the different ways to do appliqué in quilting. Starting with our Grandmother's hand appliqué and continuing on to the quick & easy machine appliqué that we can do today. We will make a small sample of each in this 3 hour class.

Class Fee: \$30

Instructor: Jean



## Learning to Sew

Thursdays, 4/5, 5/3, 6/7, 6 to 9

Tuesday, 4/3, 1 to 4

In this one session class get the basics to get you started sewing. Learn machine operation, variety of straight stitch seams and overcasting seam edges. Bring your machine from home or test drive one of our wonderful Bernina classroom machines. You will leave class with confidence and ready to start your first project. Teens are welcomed in this class.

Class Fee: \$30 per class Instructors: Jean

## Learning to Sew Continued

Thursdays 6 to 8:30 Tuesdays, 1 to 3:30

4/12, 4/19, 4/26

4/10, 4/17, 4/27

5/10, 5/17, 5/24

6/14, 6/21, 6/28

This class is for all levels of sewers. Beginners- start your first project. Advanced beginners- continue to learn new techniques. And for you well advanced sewers get help on projects, or just come for an evening of sewing. Prerequisite: Learning to Sew or teacher approval

Class Fee: \$75 for the month (3 classes).

Instructors: Jean



## Kids Learn to Sew

Thursdays, 3:30 to 5:30

4/5, 5/3, 6/7

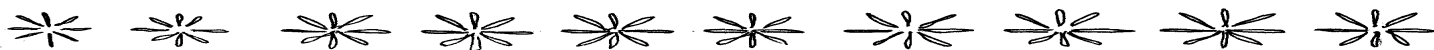
We will introduce sewing basics and learn how to read patterns while making different sewing projects and gifts. We will be using Kwik Start & Kwik Sew Learning to Sew Patterns. Patterns and supplies are not included in the cost of class & will vary according to each project. Each student will work at their own pace.

Class Fee: \$20 for one class

Instructor: Jean







## Kids Learn to Quilt

**Mondays, 4/16, 5/21, 6/18, 3:30 to 5:30**

Kids have you ever wanted to make a quilt like Mom or Grandma? Here is your chance! In this class we will learn the basics of piecing as we create this 9 block quilt. Each month we will piece 1-2 blocks of the quilt and learn new skills and before you know it you will have made your very own quilt.

Class Fee: \$25 per month (some fabric included)

Instructors: Traci


## Doll Club

**Mondays, 4/2, 5/7, 6/4, 3:30 to 5:30**

In this class we will make doll clothes each month that will fit your 18" doll. Outfits may include dresses, matching tops and pants, pajamas and accessory items. You will be able to create a fun new wardrobe for your favorite doll.

Class Fee: \$ 25 per month (includes kit)

Instructors: Traci



## Under the Veranda—BOM Continued

**Sundays, 4/22, 5/27, 6/24, 2 to 5**

Come join me for "Under the Veranda" six month "*Block of the Month*". Designed by Amanda Murphy this beautiful quilt is on display at Sew Much Fun. Our first meeting will be to pick your fabric and get your INSTRUCTIONS for the first block. To make this even more fun each month there will be a "Project" to make from the leftover block fabric. Some "Projects" may require just a little extra fabric to finish it. I have had the best time making my blocks and projects so please join me on Sunday afternoon from January to June. If you have ever taken one of my classes, you know we will have Sew Much Fun !!!

Class Fee: \$30 per class or pay \$150 at one time for all 6 classes and receive a discount—Pattern included in fee.

Instructor: Alma

## BERNINA CutWork Tool—The Basics

**Mondays, 4/9, 5/14, 6/11, 6 to 9**

Learn about all of the exciting things that your cut-work tool can do to enhance your sewing, quilting, and crafting. Learning to understand and use the features of the software will be the major focus of this class. We will also learn techniques that will allow you to use the cutwork tool for appliqué as well as cutwork. Because the major focus of this class is software, you will not need to bring your sewing machine. Please bring your computer loaded with the cutwork software.

Class Fee: \$15 if purchased at Sew Much Fun!  
\$35 if purchased elsewhere

Instructor: Marcia

## Girls Night Out

**3rd Friday of Each Month—5 to 9 4/20, 5/18, 6/15**

We have had many requests to have some time available for Sew Much Fun! customers to get together just to sew, catch up with sewing buddies, and make new friends. This is your time! To add to the fun (and because we will be meeting during the dinner hour and who skips meals?), please plan on bringing a potluck dish to share (whatever you want—if we all bring desserts, I don't think anyone will complain!). Sew Much Fun! will provide the paper products and beverage.

We are having a great time—come join us!

Registration is requested—\$5 class fee.

## Quilt Cad/Quilt Motion Class


**Monday, May 21, 6 to 9**

Do you want to learn more about how to create quilting patterns? Have you been thinking about purchasing a quilt frame (or already own the Grace frame)? Do you want to learn more about turning your BERNINA sewing machine into an automatic (yes, the machine will move by itself!) quilting machine? Come learn more about the quilt cad product and quilt motion software during this class. The class is for everyone who has already purchased one of the products and for those wanting to learn more before purchasing one of these great quilting tools.

Class Fee \$15 if product purchased at SMF! or if you are interested in learning more before you purchase this amazing product.

\$35 if you have made your purchase elsewhere.

Instructor: Traci



## Mid Carolina Run 3rd Annual Shop Hop

**June 11th through June 16th**

**Only \$5 for a Passport**

If you have never gone on a shop hop, you will be surprised at how much fun it can be. The goal is to get to each of the 8 shops during the week. You will get your passport stamped, sample goodies, pick up quilt block patterns, play our fabric matching game and see some great demonstrations. There will be lots of prizes—\$1,000 in gift certificates (to the participating shops) is the grand prize. The Passport costs \$5 (you will receive it in a shopping bag with a fat quarter, 2012 collectors pin, and fabric swatch to play the fabric matching game). We have a limited number of passports, so don't wait till the last minute to purchase yours!



## Save the Date—July 23rd through 27th

**Kids Camp! (ages 8 to 12)**

**10 to 2**

Sewing can be fun, you don't have to be afraid of a sewing machine. You will start with simple hand sewing like sewing buttons and move on to the sewing machine.

We will embellish a ready made T-shirt, make a purse, cover a memo book, make a button bracelet and a skirt. We'll also have projects for boys like shorts, book covers, wallets, and head rap (due rags). IF you have been to camp before, have no fear, we can also do some new projects.

Just bring a bag lunch Monday -Friday. On Friday at 1:30 we have a show & tell for family & friends with drinks, fruit & cookies.

Cost is \$250 for the week. (All supplies included.)


Camp Counselor: Jean

**Sew Much Fun!, Inc.**

Your playground for creativity

3718 East Franklin Blvd.

Gastonia, NC 28056



We want to thank everyone who receives and reads the emails from Sew Much Fun! Being able to communicate once or twice a month means we can offer up-to-date information to serve you better. We hope you have been enjoying the coupon incentives found at the bottom of many of the emails.

**Open Late!!**

Sew Much Fun! stays open until 8 pm on Thursdays. We understand that many of you only have Saturdays to shop, so this will give you a chance to stop by after work or bring your "significant other" in to show them that Bernina machine you have been dreaming about!

All other weekdays and Saturday we will close at 5 pm.

After Hours by appointment or chance.

Come see us!

Don't forget our **Birthday Club**—If you are in our store data base (& we have your birthday), you may choose one day during your birthday month and shop till you drop. Our present to you is a *15% discount* on your entire purchase of in stock merchandise (some exclusions apply)!



**Sew Much Fun! Class Policy**

It is necessary to pre-register for ALL classes. Payment must be made in full to assure your place in class. We need this commitment from you in order for our classes to run as smoothly as possible and so that our teachers can properly prepare for class.

We must make our commitment to teachers one week prior to the start of their class. Therefore, refunds are available when the cancellation is made at least one week prior to the first class. There will be a \$5 handling fee for cancellations. Please do not ask for exceptions. In the event that a class must be cancelled, individuals will be contacted and given a full refund.

Please feel free to bring your brown bag lunch for all day classes. A refrigerator is available for your use. Also, please silence your cell phone.



*Our teachers work really hard to offer classes they hope you will want to take and enjoy. Please let us know if you have a class you want to see in our stores. We will do what we can to make it happen! Also, you can create your own class! If you can get 4 or more friends together, you can contact any of our teachers and work out a time when you can take the class together. Sounds like a great party to me! We will even open our doors to you on a Sunday afternoon if the teacher agrees.*