

GENERAL INFORMATION ABOUT CLASSES

- All of our sew-in classes or hands-on classes include all supplies needed to complete the project.
- Ask for price of class only if you want to bring your own supplies, call 503-393-0132.
- When you bring a machine to class, please make sure that your machine is in good working order, OR you may borrow a machine from us. Please let us know in advance.
- If you do not see a class or topics you would like us to offer, please contact us at 503-393-0132.
- CLASS KEY: L/D = Lecture/Demo S/I = Sew In H/O = Hands On
SKILL LEVEL: ▲ = Learn to Sew ▲▲ = Basic Sewing Skills
▲▲▲ = Advanced Sewing Skills

CONTINUOUS EDUCATION

Monthly classes designed to feature special projects and improve your skill set with sewing and software. Join us for a year of learning! Any brand of embroidery machine or sewing machine is welcome.

Sewing Magic 11 months for \$85.00 or \$15.00 per session,

Software Magic 11 months for \$85.00 or \$15.00 per session.

Software Sampler 10 months for \$45.00 or \$10.00 per session.

My BERNINA Classes

My BERNINA Classes are *FREE* with machine or product purchase from our store. Consult the calendar for number of classes and schedule. Call to reserve your space. 503-393-0132 Bring your complete machine or computer with software loaded to each class. Classes are based on the My Bernina Classes resource books located on our website:

<http://keizerbernina.com/mastery.htm>

Ask about our “adoption program” for Bernina machine and software owners who have not purchased from us.

My BERNINA Classes	2 to 6 classes depending on model
My Serger Class	2 to 4 classes
My Embroidery Class	3 classes
My Software Class	10 classes
My Cutwork Tool Class	3 classes
My Label Class	2 classes plus personal measurements time

BERNINA sponsors free webinars monthly featuring BERNINA Educators demonstrating features and projects for each of these products. View Webinars at home online or join us to view webinars on our big screen. Consult the calendar for dates and times. Call to reserve your space. 503-393-0132

BERNINA 830 / 320

Designer Plus Version 6.0 Embroidery Software

My Label Software (Pattern Making)

Cutwork Tool and Software

Just Sew It

OESD Holiday Webinars

INFORMATIONAL CLASSES

CLASS KEY: L/D = Lecture/Demo S/I = Sew In H/O = Hands On

SKILL LEVEL: ▲ = Learn to Sew ▲▲ = Basic Sewing Skills

▲▲▲ = Advanced Sewing Skills

Basic skill classes to help you learn "best practices" for
managing files or working with your machine and embroidery

Computer Basics

Do you know how to start a new file, and then find it once you have made it? Learn to get around in Windows easily. When you go on line, do you lose your files, not know how to download designs, or do not know how to unzip them? All these questions and more can be answered in these classes. Applies to Windows XP, Vista, and Windows 7.0. One class, H/O, cost \$7.50. ▲

Embroidery Excellence



The most important part of machine embroidery or embellishment is choosing the correct and best quality of stabilizer and the proper hooping of your fabrics or projects. There are so many different brands and types of stabilizer from which to choose, how do you know which one is the best for the project you are doing? This class is a must for anyone who wants EXCELLENT results with their projects. One class, L/D, cost \$7.50. ▲

INFORMATIONAL CLASSES

CLASS KEY: L/D = Lecture/Demo S/I = Sew In H/O = Hands On

SKILL LEVEL: ▲ = Learn to Sew ▲▲ = Basic Sewing Skills
▲▲▲ = Advanced Sewing Skills

Machine Obedience

All brands welcome. How to care for and trouble shoot problems on your machine. A trained Bernina technician will show you what you can do at home to correct problems or keep from having problems with your machine. Many tricks to help you save time. One class, L/D, cost \$7.50. ▲

Ruler Know-How

Learn tips and techniques for measuring the functionality of your rulers and learn how and why to use specialty rulers. One class, L/D, cost \$7.50. ▲

CRAFT CLASSES

CLASS KEY: L/D = Lecture/Demo S/I = Sew In H/O = Hands On

SKILL LEVEL: ▲ = Learn to Sew ▲▲ = Basic Sewing Skills
▲▲▲ = Advanced Sewing Skills

In The Kitchen

Perfect for refreshing your kitchen décor or a quick gift! We vary the content of this class, check the schedule for projects. One class, L/D, cost \$18.00. ▲

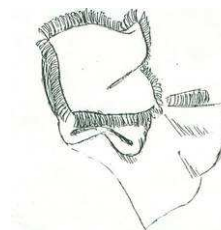


Photos To Fabric

Print your favorite photos on fabric and incorporate them into a variety of projects! Bring a photo to class. One class, H/O, cost \$22.00 Photo transfer fabric included. ▲

Qwillow

You asked us to bring back this favorite project! Qwillow unfolds into a lap quilt for extra warmth this winter! Great for kids in the dorms, TV watching, or keeping you warm reading your favorite book! Bring your machine. One class, S/I, cost \$35.00 Supplies included. ▲



CRAFT CLASSES

CLASS KEY: L/D = Lecture/Demo S/I = Sew In H/O = Hands On

SKILL LEVEL: ▲ = Learn to Sew ▲▲ = Basic Sewing Skills
▲▲▲ = Advanced Sewing Skills

Sewing Machine Cover




Make a quilted machine cover for your “baby” (as we like to refer to our Bernina machines). Don’t miss the Bernina-themed fabrics. Bring your machine. One class, S/I, cost \$25.00 Supplies included.

▲▲

Tablecloths, Any Size

Pointers on how to create tablecloths out of narrow fabric, round tablecloths and such. A great addition to your holiday décor.

Tips on how to hem tablecloths & napkins. One class, L/D, cost \$18.00▲



Totes

Many different kinds of tote bags, some with zippers, some with embroidery, and some on the serger. They make great gifts for others or for yourself. All are fun and useful. Bring your machine. 2 classes, S/I, cost will vary according to tote being made. Supplies included. ▲

Umbrellas

Bring your serger, or use ours, to make an full-size umbrella to coordinate with your raincoat. We also stock child-size umbrella pattern and frames in a variety of colors. ▲

One class, S/I, cost \$55.00. Supplies included.



EMBROIDERY TECHNIQUES

CLASS KEY: L/D = Lecture/Demo S/I = Sew In H/O = Hands On

SKILL LEVEL: ▲ = Learn to Sew ▲▲ = Basic Sewing Skills
▲▲▲ = Advanced Sewing Skills

Mirror Merge Tools

Create a nine block mini-quilt with 21st century flair. Mirror merge tools make it easier than it looks to build and position these complex designs. All levels of software. One class, H/O, cost \$20.00. Bring your computer, software, dongle, sewing machine and embroidery module. Supplies included. ▲▲

See It, Scan It, Embroider It

Take any picture or sketch and create your own designs for embroidery. Artwork is a road map. Take the right roads (steps) and have a very successful journey. Take the wrong ones and experience disaster. You need the Designer Plus level of software. One class, H/O, cost \$20.00. Bring your computer, software, dongle, sewing machine and embroidery module. Supplies included. ▲▲

Embroider Outside of the Hoop

Do you want to enlarge your designs, are they too large for the hoop? Learn the easy way to accomplish your design projects! Two classes, H/O, cost \$25.00. Bring your computer, software, dongle, sewing machine and embroidery module. Supplies included. ▲▲

Combining Designs

Creating designs using elements from many different sources. Two classes, H/O, cost \$25.00. Bring your computer, software, dongle, sewing machine and embroidery module. Supplies included. ▲▲

Appliqués with Software

Working through a series of projects, this class will help you become comfortable in creating appliqués, manually and automatically using the Artista Designer Plus level software. Bring your computer, software and dongle. One class, H/O, cost \$20.00. ▲▲

EMBROIDERY TECHNIQUES

CLASS KEY: L/D = Lecture/Demo S/I = Sew In H/O = Hands On

SKILL LEVEL: ▲ = Learn to Sew ▲▲ = Basic Sewing Skills
▲▲▲ = Advanced Sewing Skills

Art of Appliqué by Machine

Appliquéd embellishments have been used by generations of stitchers to add decorations to garments, linens, quilts, and much more. Learn satin stitch, blanket stitch, invisible, dimensional, and faced techniques. Your samples will serve as references for future projects. Bring your sewing machine. Two classes, S/I, cost \$35.00. Supplies included. ▲▲



Wear To Place It

The importance of embroidery placement on your project. Learn to position your embroidery designs on garments, linens or towels, etc. with precision! One class, L/D, cost \$18.00. ▲

Special Effects

Morphing, carving, color blending, shadowing, and more! All the effects that enhance your designs. Bring computer, software, and dongle. One class, H/O, cost \$20.00.

▲ ▲

Borders

Determine how many embroidery designs can fit in an area. Designs larger than the hoop can be stitched by dividing them into usable sections and using multiple hooping. This technique applies to all sizes of hoops. Create large designs for backs of jackets, wall hangings, pictures and more. Become a PRO at re-Hooping your designs. Applies to all levels of software. Bring your computer loaded with Design Software, dongle and Borders Kit if you own it. Two classes, H/O, cost \$25.00. ▲▲

Embroider on the Unusual

Paper, tissue, upholstery, wood, tin, etc. Make your own cards and more with these techniques. One class, S/I, cost \$20.00. Supplies included. ▲

Block Digitizing

The process of taking an illustration and creating a finished design to embroider. Block digitizing allows you precise control over columns of stitches and lets you design them with varying widths and changing stitch angles. You need the Designer Plus level of software. Bring your computer, software and dongle. One class, H/O, cost \$20.00. ▲▲

EMBROIDERY TECHNIQUES

CLASS KEY: L/D = Lecture/Demo S/I = Sew In H/O = Hands On

SKILL LEVEL: ▲ = Learn to Sew ▲▲ = Basic Sewing Skills
 ▲▲▲ = Advanced Sewing Skills

Clocks

Create your own special theme clock! Bring a design you want to incorporate into a clock. We will help you create it! Bring your computer, software and dongle. One class, H/O, cost \$20.00. ▲

Embroidered Pocket Purses

Create this embroidered purse in class. Bring your computer and machine to create the embroidery design in Designer software, we'll demonstrate the construction techniques for you. Take home your purse design and sew up several as gifts or to coordinate with your wardrobe! Bring your computer loaded with Designer Software, dongle. One class, H/O, cost \$18.00. Supplies included. ▲▲



GARMENTS CLASSES

CLASS KEY: L/D = Lecture/Demo S/I = Sew In H/O = Hands On

SKILL LEVEL: ▲ = Learn to Sew ▲▲ = Basic Sewing Skills

▲▲▲ = Advanced Sewing Skills

Learn To Sew Pillowcase

A quick and easy project for all sewing abilities! Sew a pillowcase with piping. One class, S/I, cost \$25.00. Supplies included. ▲

Learn To Sew—T-Shirt

Construction and fitting of a T-shirt does not have to be a mystery or difficult. Everyone can sew a T-shirt, yes even quilters. You will make your pattern to fit your special needs. You will use a serger, cutting tools, and much more. Two classes, S/I, cost \$45.00. Supplies included ▲



T-Shirts with Variations

Change that basic crew neck shirt into a dressy embellished modified “V” neck, “Y” tab, miters, French trim, or sweetheart. The choice is yours. Class includes neckline instructions. You can even change a purchased shirt. One class, L/D, cost \$18.00. ▲▲

Polar Vest

Stretch and Sew has created a great vest for year around wear. Keep the chill off your back and chest. We will show you pockets, zippers, trim and collar applications. One class, L/D, cost \$18.00. ▲▲



Sleepwear for Everyone

One class, L/D, cost \$18.00. ▲▲

Magic Collars

This popular pattern has seven different collars and four different yokes that you can put on any basic round neck garment. The pattern will fit from a size ten child's top to any size adults. One class, L/D, cost \$18.00. Pattern included. ▲▲

GARMENTS CLASSES

CLASS KEY: L/D = Lecture/Demo S/I = Sew In H/O = Hands On

SKILL LEVEL: ▲ = Learn to Sew ▲▲ = Basic Sewing Skills
▲▲▲ = Advanced Sewing Skills

Patchwork Camp Shirt

The easy, relaxed fit and casual comfort are the drawing card for this shirt. The patchwork shirt will go with a multitude of skirts and slacks and also double as a light weight jacket for summer. Two classes, S/I, cost \$55.00. Supplies included. ▲▲



Quick Polar Vest

Use any basic set-in sleeve pattern to create a 2-seam vest with French trim. Any size in minutes. Great to ward off the chill when working around the house. Save on the heating costs. One class, S/I, costs \$25.00. Supplies included. ▲

Button-Down Shawl Collar

You'll love this variation on any shirt! Button accents at the neckline accentuate the shawl collar. One class, L/D, cost \$18.00. ▲ ▲

Buttons and Bows

Join us for this review of the techniques used in constructing dresses for children. We'll explain how to measure, tricks for allowing for growth, quick hemming and finishing ideas. One class, L/D, cost \$18.00. ▲

Sewing for Toddlers

Sew up a cute outfit including a hooded jacket and pants for the toddler in your life! We'll show you some great appliqué ideas and walk you through construction of these garments. Two classes, L/D, cost \$22.00. ▲ ▲



Designer Jeans

Add fly, yoke, etc. to your favorite jeans pattern. Create what you like at a fraction of the cost of designer jeans. One class, L/D, cost \$18.00. ▲▲

Denim Vest

One class, L/D, cost \$18.00. ▲ ▲

GARMENTS CLASSES

CLASS KEY: L/D = Lecture/Demo S/I = Sew In H/O = Hands On

SKILL LEVEL: ▲ = Learn to Sew ▲▲ = Basic Sewing Skills
▲▲▲ = Advanced Sewing Skills

Hoody

One class, L/D, cost \$18.00. ▲ ▲

Baby & Me!

Learn to make several projects for babies and their mommies. Includes reversible bibs, nursing capes, ice packs, and more! Two classes, L/D, costs \$22.00. ▲▲



Boot Slippers

Cold feet? Sew up these warm fleece booties and your toes will thank you! One class, L/D, cost \$18.00. ▲

Mommy and Me Aprons

Sew up a child-size apron in this class and we'll include the instructions for the adult size in your kit! Bring your machine to class. Two classes, S/I, cost \$40.00 Supplies included. ▲▲



Learn to Sew Pants

Learn to add zippers, pockets, waistbands, or flares to a basic pants pattern. One class, L/D, cost \$18.00. ▲▲

Classic Shirt Blouse

Collars, cuffs, plackets, buttons and buttonhole placement, shirt-tail hems...all the insider tips for constructing blouses with style and fit. One class, L/D, cost \$18.00. ▲▲

Boxers

Wear them on the inside, wear them on the outside....sew up several for yourself or your family and friends! One class, L/D, cost \$18.00 ▲▲

GARMENTS CLASSES

CLASS KEY: L/D = Lecture/Demo S/I = Sew In H/O = Hands On

SKILL LEVEL: ▲ = Learn to Sew ▲▲ = Basic Sewing Skills
▲▲▲ = Advanced Sewing Skills

All Sports Shorts

All-purpose shorts for the family. One class, L/D, cost \$18.00. ▲▲

Floral Spirit Jacket

Serger construction with embroidery embellishments. One class, L/D, cost \$18.00. ▲▲



1/2 Cowl Neckline

The cowl drapes only in the front and you can put it on any basic round neck garment. The fabric must be soft and drape well. One class, L/D, cost \$18.00. Includes pattern. ▲

MACHINE TECHNIQUES

CLASS KEY: L/D = Lecture/Demo S/I = Sew In H/O = Hands On

SKILL LEVEL: ▲ = Learn to Sew ▲▲ = Basic Sewing Skills
▲▲▲ = Advanced Sewing Skills

Cathedral Window Placemats



This is the easiest way to do the Cathedral Window design. Bernina has a circular embroidery attachment for the Bernina machines and this tool makes these placemats perfect each time. One class, S/I, cost \$35.00. Supplies included. ▲▲

MACHINE TECHNIQUES

CLASS KEY: L/D = Lecture/Demo S/I = Sew In H/O = Hands On

SKILL LEVEL: ▲ = Learn to Sew ▲▲ = Basic Sewing Skills
▲▲▲ = Advanced Sewing Skills

Rag Quilt out of Flannel or Fleece

Learn to make this 4-square project with Bernina's new Cutwork Tool & Software! You'll never want to cut fringe by hand again!

Two classes, L/D and H/O, cost \$35.00. Bring your machine and embroidery module. Supplies included. ▲▲



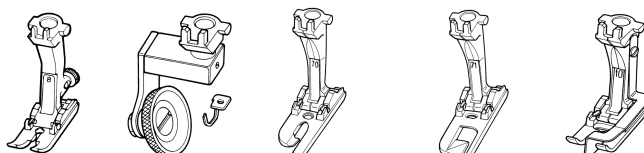
Bobbin Work

Create decorative accents on garments, quilts and crafts with yarns, ribbons, decorative threads placed in bobbins. Bring your machine. One class, S/I, cost \$25.00. Supplies included. ▲▲

Focus On Feet #1

Learn to use the right foot for each of your sewing projects. This class will review the features and techniques for getting great results. Feet: Jeans #8, Leather Roller #55, Lap Seam #70, #71, Edgestitch #10.

One class, L/D, cost \$18.00.




▲▲

Focus On Feet #2

Learn to use the right foot for each of your sewing projects. This class will review the features and techniques for getting great results. Bias Binder #85, Patchwork #37, #57, Walking #50, Free Motion Couching #43, BERNINA Stitch Regulator

One class, L/D, cost \$18.00. ▲▲



MACHINE TECHNIQUES

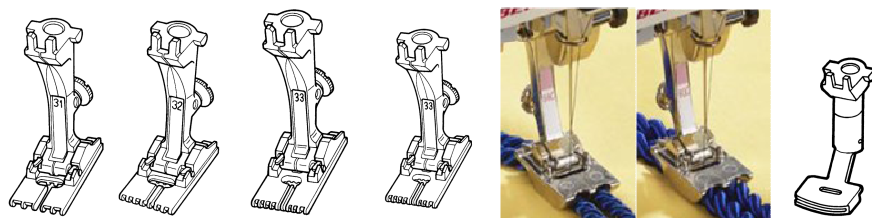
CLASS KEY: L/D = Lecture/Demo S/I = Sew In H/O = Hands On

SKILL LEVEL: ▲ = Learn to Sew ▲▲ = Basic Sewing Skills
▲▲▲ = Advanced Sewing Skills

Focus On Feet #3

Learn to use the right foot for each of your sewing projects. This class will review the features and techniques for getting great results. Pintuck #30, #31, #32, #33, Double Piping #59 and #60, Gathering #16

One class, L/D, cost \$18.00. ▲▲



Stitch Recipes

Using the decorative stitches in your BERNINA to make decorative trims and designs for garments, quilts, crafts and more! One class, H/O, cost \$25.00. Supplies included. ▲▲



QUILTING TECHNIQUES

CLASS KEY: L/D = Lecture/Demo S/I = Sew In H/O = Hands On

SKILL LEVEL: ▲ = Learn to Sew ▲▲ = Basic Sewing Skills

▲▲▲ = Advanced Sewing Skills

This year we are offering a series of table runner classes featuring a variety of patchwork and piecing techniques. Each of these blocks can be adapted for larger quilt projects.

Easy Quilting



Beginning quilting class covers how to use a rotary ruler and cutter, select fabrics, and assemble a basic rail block. Apply a border and backing and learn easy ways to quilt. We use Alex Anderson's Start Quilting book as our reference guide.

Three classes, S/I, cost \$45.00. Supplies included. ▲



Reversible Table Runner

Reversible table runner two strip piecing techniques — one side using triangles and strips, the other using linear strips. Two distinct looks in one! Bring your sewing machine. Two

classes, S/I, cost \$65.00 Supplies included. ▲▲



Machine Quilting Secrets Plus BSR

Insider tips and tricks for Free-Motion stitching using the Bernina Stitch Regulator, choosing and marking designs and creating special effects. One class, H/O, cost \$22.00. Supplies included. ▲▲



Scrappy Table Runner

This beautiful table runner features embroidered quilting motifs surrounded by patched blocks. Once you learn how, you can expand this design into quilts of all sizes!



Two classes, S/I, cost \$50.00. Supplies included. ▲▲

QUILTING TECHNIQUES

CLASS KEY: L/D = Lecture/Demo S/I = Sew In H/O = Hands On

SKILL LEVEL: ▲ = Learn to Sew ▲▲ = Basic Sewing Skills
▲▲▲ = Advanced Sewing Skills

Floral Stars Table Runner

Create this fussy-cut floral stars design from Patchwork Table Runners. Bring your sewing machine.

Two classes, S/I, cost \$75.00 Supplies included. ▲▲



Holiday Banner

Come try this new piece in the hoop technique to create a holiday banner! Bring your machine and embroidery unit. Two classes, S/I, cost \$60.00. Supplies included.

▲▲



Floral Wreath

Sew a 12 x 12 block in class using raw edge appliqué and the BSR (Bernina Stitch Regulator). Make a pillow top, quilt square, or use this block as the center block of a table centerpiece. Bring your machine.

Two classes, S/I, cost \$35.00. Supplies included. ▲▲

Eclipse Quilt

Pieced blocks and appliquéd shapes combine to make this one-of-a-kind wall hanging. Bring your machine. Two classes, S/I, cost \$75.00. Supplies included. ▲▲▲



Dimensional Pinwheels Table Runner

Come learn the peeled-back patchwork technique for sewing curves without piecing. Bring your sewing machine. Make the blocks in class and learn the border technique to complete the runner at home! Two classes, S/I, cost \$60.00

Supplies included. ▲▲



QUILTING TECHNIQUES

CLASS KEY: L/D = Lecture/Demo S/I = Sew In H/O = Hands On

SKILL LEVEL: ▲ = Learn to Sew ▲▲ = Basic Sewing Skills
 ▲▲▲ = Advanced Sewing Skills

Stripe Table Runner

Sew up this striking stripe table runner using a 60° ruler. Learn to make matching placemats, too! Bring your machine. Two classes, S/I, cost \$60.00. Supplies included. ▲.▲



Spiral Medallion

The fun, and fast way to make a reversible table topper for any season. Fabric designers have created fabrics with swirls and shading to create the stained glass look. We use bias instead of lead. Bring your machine. Two classes, S/I, cost \$60.00. Supplies included. ▲▲

Woven Trellis

This wall hanging or table topper looks very complicated (we won't tell you how easy). Great accent piece for the kitchen table. Bring your machine.

Two classes, S/I, cost \$60.00. Supplies included. ▲▲



Foundation Paper Piecing

A very easy way to begin quilting. The printed fabric or paper has the design already drawn on it. All you have to do is choose your fabrics, lay them down on a line and then sew on the line. The center blocks of this table runner have been done as foundation piecing. Bring your machine. One class, S/I, cost \$20.00. Supplies included. ▲▲



Index of Classes

1/2 Cowl Neckline, 11
All Sports Shorts, 11
Appliqués with Software, 5
Art of Appliqué by Machine, 6
Baby & Me!, 10
Block Digitizing, 7
Bobbin Work, 12
Boot Slippers, 10
Borders, 6
Boxers, 10
Button-Down Shawl Collar, 9
Buttons and Bows, 9
Cathedral Window Placemats, 11
Classic Shirt Blouse, 10
Clocks, 7
Combining Designs, 5
Computer Basics, 2
Denim Vest, 9
Designer Jeans, 9
Dimensional Pinwheels Table Runner, 15
Easy Quilting, 14
Eclipse Quilt, 15
Embroider on the Unusual, 6
Embroider Outside of the Hoop, 5
Embroidered Pocket Purses, 7
Embroidery Excellence, 2
Floral Spirit Jacket, 11
Floral Stars Table Runner, 15
Floral Wreath, 15
Focus On Feet #1, 12
Focus On Feet #2, 12
Focus On Feet #3, 13
Foundation Paper Piecing, 16
Holiday Banner, 15
Hoody, 10
In The Kitchen, 3
Learn to Sew Pants, 10
Learn To Sew Pillowcase, 8
Learn To Sew—T-Shirt, 8
Machine Obedience, 3
Machine Quilting Secrets Plus BSR, 14
Magic Collars, 8
Mirror Merge Tools, 5
Mommy and Me Aprons, 10
Patchwork Camp Shirt, 9
Photos To Fabric, 3
Polar Vest, 8
Quick Polar Vest, 9
Qwillow, 3
Rag Quilt out of Flannel or Fleece, 12
Reversible Table Runner, 14
Ruler Knowledge, 3
Scrappy Table Runner, 14
See It, Scan It, Embroider It, 5
Sewing for Toddlers, 9
Sewing Machine Cover, 4
Sleepwear for Everyone, 8
Special Effects, 6
Spiral Medallion, 16
Stitch Recipes, 13
Stripe Table Runner, 16
Tablecloths, Any Size, 4
Totes, 4
T-Shirts with Variations, 8
Umbrellas, 4
Wear To Place It, 6
Woven Trellis, 16