



HIGH COUNTRY QUILTS
4771 North Academy Boulevard
Colorado Springs, CO 80918
719/598-1312
<http://www.hcquilts.com/>

SHOP HOURS
Monday through Saturday 9:30 a.m.–6:00 p.m.
Closed Sundays

Sisterhood of Quilters

Welcome to the Sisterhood of Quilters. The Sisterhood of Quilters was started with the belief in teamwork and the conviction that girlfriend time is so very important, even in this day and age. The Mission of the Sisterhood of Quilters is to provide a Circle of Friendship where all are Welcome and Honored to share Girlfriend Wisdom and their Love of Quilting. Please come to an introductory tea on Jan 23 from 2–5 so that you may meet other Sisters who share your love of and desire to work with your hands. At this time, you as a group will set up a date and time convenient to everyone involved. What a great way to meet others who share your love of quilting.



Conveniently Located...
Behind Denny's at the southeast corner of
Academy and Flintridge



What's New?

AT HIGH COUNTRY QUILTS?


The weather is still frosty and January is here. We have some great offerings for you to start the New Year!

Sue McMillin will give you some wise advice regarding organizing your space so you can spend more of your free time sewing! Sue is a professional, whose business, With Time to Spare, has helped pull us from the mire of clutter we had built up around the shop. We're not finished yet, but, boy, do we have the tools to get the rest of the job done! Thanks, Sue!

There are several Block of the Month patterns for you to choose from and some new clubs too. We can't seem to restrain our excitement when we see some of the projects we think you'll enjoy. Each one has its own charm and appeal. We're offering our "traditional" block of the month (at least we think of it as a tradition) in two different flavors this year. It is a very cool pattern from the book *Kansas Spirit* by Jeanne Poore, which we are stitching up in a neat set of taupes, blacks, and lights. Then the Cider Mill Road collection by Nancy Halvorsen came along, and we couldn't pass that up, either, so we're offering you your choice. Come in to the shop to see the two so you can make up your mind which one you want—or do both! The blocks are simple enough to get two done every month, we promise!

The Sisterhood of Quilters is a great excuse to get together with your friends, having some fun and taking some time for yourself! Come to the Sisterhood Tea to find out details. Here is your invitation: please join us Friday, January 23 from 2:00 until 5:00. Bring a bestest pal, enjoy some great tea, and learn about this fun quilting time we've set aside just for you. We all need some "just us girls" time, and if we do any quilting while we're together, well, that's just fine!

Jean, Karen, and Natalie



Wildflower Quilt

Instructor: Staff
Level: Advanced
Beginner
Registration: \$50
(setting and pattern included)
Monthly Packet: \$15
for 6 months
Sat, Jan. 3, Feb. 7,
Mar. 7, Apr. 4, May 2,
June 6, 2:00–4:00
Coming in January
2009: "Wildflowers",
by Smith Street
Designs.
Wildflower is a
collection of 6 large
and 6 small embroidery
machine appliqué
flowers. Constructed
using luscious batik
fabrics for a very
"real" look, this will
be a great project for
all of you machine
embroidery fans.

BLOCKS OF THE MONTH & CLUBS

Clubs continue to comprise more and more of our calendar. If you are looking for a great way to make new friends that share your interest in quilting and sewing, this is for you. Each of our clubs is a little bit different;


there is sure to be something for everyone! We will have samples from each of our clubs available, so stop in and browse. We are very happy to help you find the perfect fit!



Crazy for Wool

Instructor: Jean
Level: Advanced Beginner
Registration: \$50 (includes pattens, setting and button pack)
Monthly Packet: \$25 for 12 months
Last Saturday of Month 10:00–12:00
Sat, Jan. 31, Feb. 28, Mar. 28, Apr. 25,
May 30, June 27, July 25, Aug. 29,
Sep. 26, Oct. 31, Nov. 28,
Dec. 26 10:00–12:00


We are so excited to be introducing a wool club to High Country Quilts! We will be doing “Easy to be Crazy Bout Ewe”, a fun pattern that we discovered at market last fall.



Each month you will learn a new stitch or a new technique that can be incorporated into the rest of your quilt. With the first month you will receive a binder with a full color picture of the quilt, stitching instructions, and finishing instructions. Every month after that you will receive a full size pattern of the block, a colored picture of the block, instructions on how to sew the block, and suggestions for stitches to use and colors of thread to use. The kit each month will include everything you will need to sew the block including wool, buttons, laces, silk ribbon, beads and pattern. Come and join us for a new adventure!

HCQ Block of the Month

Instructor: Staff
Registration kit required
First Saturday of every month10:00–12:00
We have chosen the book, *Kansas Spirit* as our block of the month for 2009. There are two different color ways you can choose from or, if you wish, sign up for them both! There is a sophisticated Taupe color way and the other color way is using the Nancy Halvorson ‘Cider Mill Road’ fabrics. There are thirteen blocks in the setting we chose, you buy twelve and the 13th is our gift to you! There is a limited number we can accept for each color way so sign up early! We have set aside some time the first Saturday of each month in case you have questions or need help with your blocks.




Days to Remember, Hidden Stars

Instructor: Staff
Level: All levels
Cost: \$75 (Setting, Pattern and Templates included)
Monthly Packet: \$15 for 12 months
First Saturday of each month10:00–12:00
What a wonderful Block of the Month program designed by renowned quilt designer and historian Mary Koval. This quilt depicts children of olden days playing games of old. You will learn new techniques with each block, and the use of templates will result in a very precise and spectacular quilt.



Friday Afternoon Strippers

If you haven’t made it to our ‘Strip Club’ yet, put it on your calendar! We meet on the last Friday of the month to use those pre-cut jelly rolls or 2-1/2 inch strips we cut from our stash to make a great quilt! A different pattern is featured each month and the cost of the class is the purchase of the monthly pattern!



Basket-a-Month Club Finishing

Moo has added a finishing class for her popular Basket quilt. Be sure to join her to complete your quilt on Saturday, January 31 from 10:00–12:00

SPECIAL EVENTS

ANNIVERSARY MONTH

This February we celebrate our 26th anniversary and, boy, do we have a celebration planned! For the entire month, every weekend brings a new sale or give-a-way. Watch your weekly e-mail for more details.



National Quilt Day: Postcards for the Troops
HCQ will provide all the materials, except for your creativity, to make postcards for the troops! We will have Bernina sewing machines set up in our classroom for you to use so no need to bring anything but your imagination! We will arrange to have these sent to our troops as our way of saying ‘thank you’. Please drop by anytime on March 15th to create your special postcard!

With Time to Spare

Instructor: Sue McMillin
Cost: \$10 (Includes \$5.00 off coupon)
Level: Lecture on organizing tips from a pro!
Sat, Jan. 1710:00–11:00
We were fortunate to have Sue McMillin here at the shop to help us get organized and now we want to share her with you! This well known speaker is an inspiration and guaranteed to get you thinking about how to organize your clutter and get your sewing room in shape so you can spend less time looking for things and more time sewing!

Bus Trip to LaVeta

Did you hear about our bus trip to Ricky Tims’ studio last March? We were part of the studio audience for “The Quilt Show”. It was so much fun, we decided to do it again! We will leave from the HCQ parking lot at 6:00 am on Sunday March 15th and return again around 6:00 in the evening. If this sounds like fun and something you would like to do, call and reserve you seat as soon as possible



Dates to Remember

Jan 1	Ring in the New Year! Sale
Feb 14	Valentines Day
Jan 29	Kurt & Your Bernina!
Mar 13	Kurt & Your Bernina!
Mar 17	St Patrick’s Day
Mar 21 ...	National Quilt Day (Postcards for the Troops)
Apr 3, 4	Quilt & Stitch Expo
Apr 11	Hunt for a discount! (Easter Egg Hunt)
Apr 12	Easter Sunday
Apr 27	Clean Sweep Sale!
May 10	Mother’s Day
May 25	Memorial Day (Shop Closed)

Easter Egg Hunt!

High Country Quilts has joined in the Easter fun! We have hidden plastic eggs throughout the shop, each containing a discount for you to use on the spot! Be sure to join us on April 11 to ‘hunt’ for a great discount that can be used on anything you choose! (Longarms are the only exception)



SALE!

Clean Sweep Spring Sale

30% off	‘Blue Dot’ kits, patterns and remnants
40% off	‘Green Star’ magazines
50% off Yarn	
\$1.00 each	Marked down books, magazines, & patterns
\$4.00 per yard	Sale & Marked down Fabric
\$5.00 per yard	‘Blue Dot’ & Christmas fabric bolts
\$6.00 per yard	‘Gold Star’ fabric bolts
\$8.00 per yard	‘Red Star’ fabric bolts

1 yard minimum of all fabrics please.



Ice Habitat Quilt

Instructor: Wendy Christine
Cost: \$35
Level: Beginner
Kit: Available
Pattern: Included
Sat, Mar. 2810:00–1:00
Wendy Christine has designed a delightful quilt, Ice Habitat, and she will teach the easy fusible web appliqué and have an informative workshop on the ecology of the creatures she has captured so effectively in her quilt. Take advantage of this opportunity to learn from the designer and celebrate our Mother Earth with panache. We are pleased to have her quilt on display at HCQ for you to see.



BERNINA SOFTWARE



Software 1 (Getting Started)

Instructor: Natalie
Level: Beginner
Cost: \$50 (Class fee is waived for machine purchased at HCQ or Sew Bernina)

Wed, Jan. 710:00–12:00
Sat, Feb. 21.....10:00–12:00
Fri, Mar. 13.....10:00–12:00
Fri, Apr. 1710:00–12:00
Sat, May 23.....10:00–12:00

Customized Pattern Selection software allows you to choose the stitches and embroidery patterns you most want for your sewing machine. Bernina’s easy-to-use computer software will enhance both your sewing and embroidery experiences. This class will get you on your way to using the artista and aurora software and is the prerequisite for all the artista software classes. Open to users of Art Link, Art Design, Editor Lite, Editor Plus, and Designer Plus.




Software 3 (Modifying Designs)

Instructor: Natalie
Level: Advanced Beginner
Cost: \$50 (Class fee is waived for machines purchased at HCQ or Sew Bernina)

Fri, Mar. 2710:00–12:00

Learn how to modify your designs using the Artista Software. Must have completed the Lettering class before taking this class. This class is one of the prerequisites for the Automatic and Manual Digitizing Artista Software class.



S.E.W. Club (Software and Embroidery Workshop)

We have decided to combine our love of software and embroidery into ONE CLUB! We will meet on the second Wednesday of each month from 10–12 to explore some fun embroidery projects and some innovative software ideas. We want this to be YOUR club, so come and join us on Wednesday, January 14 for our first club meeting. We will be discussing ideas for upcoming club meetings, so please come and give us your feedback and thoughts!

Software 2 (Lettering)

Instructor: Natalie
Level: Advanced Beginner
Cost: \$50 (Class fee is waived for machine purchased at HCQ or Sew Bernina)

Tue, Jan 27.....10:00–12:00
Wed, Feb 25.....10:00–12:00
Fri, May 12..... 6:00–8:00

This is a how-to class on using the lettering feature of the artista Software. Must have completed the Software 1 class before taking this class. This class is one of the prerequisites for the Software 4 class. It is open to users of Art Design, Editor Lite, Editor Plus, and Designer Plus.



Software 4 (Automatic and Manual Digitizing)

Instructor: Natalie
Level: Intermediate
Cost: \$50 (Class fee is waived for Bernina purchased at HCQ or Sew Bernina)

Fri, Jan. 21.....10:00–12:00
Fri, Apr. 24.....10:00–12:00
Thu, May 81:00–3:00

You’ll learn to digitize designs using the automatic and manual features of the Artista Software. Must have completed the Modifying Designs class before taking this class.



Feberge

Instructor: Jean
Level: Intermediate
Cost: Free with purchase of kit

Sat, Apr. 18.....2:00–5:00
Sat, May 16.....2:00–5:00
Sat, Jun. 202:00–5:00

A classic Jinny Beyer with a twist! This is a gorgeous jewel toned quilt that you are sure to fall in love with! If you haven’t had the experience of constructing one of these stunning quilts, now is your chance. Jean will help you each month as we construct this masterpiece.



Potholder Club


Everyone can use some new potholders! We found several patterns and we decided it would be fun to make some. For the monthly club cost of \$10.95 and the cost of the patterns, you will receive a project kit containing all fabric and a new recipe each month. The potholder club will meet on the second Saturday of each month from 2:00–5:00.



Charm School

Our Charm School meets on the third Friday of every month from 2:00 p.m. to 5:00 p.m. to make a great little project using 5” x 5” squares of fabric known as “Charms”! For the \$20 class fee, you will receive your pattern and a charm pack. Most of the time you will need to

add a little fabric for finishing, but the projects are always small and most can be almost finished during class!



Baby Bargello

Instructor: Jean
Level: Beginner
Cost: \$75

Pattern & Kit: Included
Sat, Mar. 21..... 1:00–4:00

For those of you with a new baby, new grandbaby, or who just know of a friend with a special little one, we have found the perfect project for you.


Inspired by a luscious grouping of Tonga Batiks, this is a great and simple project to show your love and affection.

3 Fat Quarter Baby Bib

Instructor: Karen
Level: Beginner
Cost: \$35

Pattern: Included
Fri, Feb. 13.....10:00–1:00

This reversible bib is so easy to put together and because of the freezer paper pattern, no pins are needed! You will want to do several for the babies in your life and what a great way to practice your binding techniques!




Sew & Tell Club is held on the first Thursday of each month from 11:00–1:00. Every month we’ll present a different technique and fun new items at HCQ and then enjoy each other’s show and tell items. We invite you to bring those projects; quilts, garments or any projects you’ve been working on to get some well-deserved appreciation. All are welcome so bring your friends to share in the fun as well as the refreshments that will be served afterward. This club is presentation only—no machine or supplies necessary. Sew and Tell Club is free for the 1st year after purchasing your machine from HCQ (otherwise--\$24 for calendar year—will be pro-rated depending on when you join).

Sand Devils

Instructor: Karen
Level: Intermediate
Cost: \$200

Kit & Pattern: Included
Tue, Jan. 13, Feb. 10,
Mar. 10, Apr. 14, May. 12,
Jun. 9 6:00–8:00

Whirlwinds spin across the surface of this amazing paper pieced quilt designed by Judy Niemeyer. We have collected some of the most beautiful fabrics to make this stunning quilt and class is free with the purchase of our kit! Please join Karen and whip up some sand devils of your own!



Quilted Letters Wall Hanging

Instructor: Jean
Level: Beginner
Cost: \$40
Pattern: Included
Sat, Apr. 11, 18.....10:00–1:00

Tis the season for weddings and graduations. And what a perfect technique to use for these and many other special occasions. You will find that making your own bias tape is not difficult, and the results are definitely worth the extra time it takes. Jean will guide you through all of the ins and outs of creating your own very personal Celtic masterpiece. Sure to please all the special “someones” on your list.

WEARABLES...

Stack and Whack
Kaleidoscope Jacket

Instructor: Moo
Level: Advanced Beginner-
intermediate
Cost: \$65
Pattern: Included; Book Required



Sat, Feb. 14, 28, Mar. 14.....10:00–1:00
If you have been in the shop lately, you have noticed the beautiful jacket on one of our mannequins. Moo will teach you how to do the stack and whack technique, then will show you how to turn your kaleidoscope blocks into a beautiful jacket. Or, you may use your blocks to make a quilt if the jacket is not for you. So, if you have never had a chance to learn to “stack and whack”, this is just the opportunity you have been waiting for.



Pajama Party

Instructor: Pat
Level: Beginner
Cost: \$60
Kit: Upon Request
Book: Included
Mon, Tue, Wed, Apr. 20, 21, 22
4:00–6:00
Every night feels like a slumber party when you are wearing a pair of pajama pants made from your

favorite fabric. We will be sewing an updated version of the PJ’s (Capri length if you wish) that fit slightly below your waist. The book also includes other patterns like a great tote bag! This class is a great class for teens who would like to learn how to sew basic garments. Bring a couple of your friends and have a great time!

Silk Ribbon Beginnings

Instructor: Shirley
Level: Beginner
Cost: \$40
Kit: Included
Book: Required
Mon, Feb. 9, 1610:00–1:00
Thu, May 21, 2810:00–1:00
Have you tried using silk ribbon without much success? Explore the versatility of using silk ribbon to decorate quilt blocks, hats, scarves, and even little sewing boxes! This class will focus on the techniques of incorporating ribbon work in your projects. You will be working with beads, as well as silk and metallic threads while learning the fly stitch, couching, the Japanese ribbon stitch, and needle weaving. A basic knowledge of simple embroidery stitches is required.



Crazy Quilt Jacket

Instructor: Moo
Level: Advanced Beginner
Cost: \$65
Pattern: Included
Fri, Apr. 10, 17, 2410:00–1:00
Moo has done it again! Make this fun jacket using the crazy quilt technique and have a one of a kind jacket for these chilly Colorado spring nights. This would make a great addition to anybody’s wardrobe!

Sparkle Patches Jacket

Instructor: Fran
Level: Intermediate
Cost: \$40
Kit: Upon Request
Pattern: Included
Sat, Jan. 3, 10 10:00–12:00
Take a homely sweatshirt and give it a whole new stunning look in this lively jacket class! Yarn and embellishments complete the rebirth of this ugly duckling into an elegant swan! Come join us and make one for yourself or a friend!



Dragon Wing Coat

Level: Advanced Beginner
Cost: \$55
Kit: Upon Request
Pattern: Included
Sat, Jan. 10, 17 ... 2:00–4:00
Create a gorgeous reversible garment using complementary rayon batik fabrics. The pattern features minimum seams, no fitting, and is quilted following a lovely surface design. You must be comfortable with basic garment construction, free-motion machine quilting, and familiar with your sewing machine.



Trip for Two

Instructor: Fran and Janice
Level: Advanced Beginner
Cost: \$60
Kit: Available
Pattern: Included
Fri, Mar. 27 6:00–9:00
Sat, Mar. 28 1:00–6:00
Grab your best girlfriend and take a

trip for two at High Country Quilts! We’ll start out with a potluck to get this ‘trip on the road’ then, on Saturday, will have an all day sew. With this great quilt kit, you’ll end up with two great quilts; one for you and one for your friend!

SERGERS:
BERNINA MODELS 700D TO 1300MDC


Serger Beginnings

Instructor: Billie
Level: Beginner
Cost: \$50 (Class fee is waived for machines purchased at HCQ or Sew Bernina)
Mon, Feb. 2510:00–12:00
Thu, Mar. 2610:00–12:00
Mon, May 1310:00–12:00
This class will teach you all the basics of using your Bernina Serger including threading and overlock stitching. Please bring your Bernina Serger model 700D to 1300MDS series machine and accessories to this class. This class is the prerequisite for the 3-Thread Techniques Serger class.



3-Thread Techniques


Instructor: Billie
Level: Advanced Beginner
Cost: \$50 (Class fee is waived for machines purchased at HCQ or Sew Bernina)
Thu, Mar. 261:00–3:00
Wed, May 131:00–3:00
This class will teach you advanced serging techniques such as coverstitches and combination stitches using your Bernina Serger model 700D to 1300MDS series. Please bring your machine and accessories to the class.



BERNINA TECHNIQUE CLASSES

BSR Basics

Instructor: Staff
Level: Intermediate
Class Fee: \$50 (Class fee is waived for machines purchased at HCQ or Sew Bernina)
Workbook: Required
Thu, Jan. 152:00–3:00
Tue, Feb 241:00–2:00
Wed, Mar. 251:00–2:00
Tue, Apr. 284:00–5:00
Thu, May 143:00–4:00
Our BSR Basics class is for owners of machines with BSR capabilities. The patented BERNINA Stitch Regulator (BSR) automatically ensures equal stitch lengths when sewing and quilting at variable speeds. You’ll learn how to take advantage of the BSR for improved sewing and quilting. You’ll need to bring your machine to this class as well as your “Mastering Your Bernina Workbook”. Must have completed all the Artista Software classes before taking this class.



Quilting with Your Bernina

Instructor: Staff
Level: Intermediate
Class Fee: \$50 (Class fee is waived for machine purchased at HCQ or Sew Bernina)
Workbook: Required
Thu, Jan. 153:00–5:00
Tue, Feb. 2410:00–12:00
Wed, Mar. 2510:00–12:00
Tue, Apr. 28 6:00–8:00
Thu, May 141:00–3:00
If you’d like to optimize your quilting capabilities on your Bernina—this class will do it! You’ll get acquainted with the foot attachments and techniques that will allow you to quilt on your Bernina with ease and skill. This class is open to all Bernina machine owners. You’ll need to bring your machine to this class as well as your “Mastering Your Bernina Workbook”.



MACHINE EMBROIDERY



Demystifying Stabilizers, Needles & Threads

Instructor: Staff
Level: Beginner
Cost: \$50 (Class fee is waived


for machines purchased at HCQ or Sew Bernina)
Workbook: Required
Wed, Jan. 71:00–3:00
Thu, Feb. 19 6:00–8:00
Tue, Mar. 2410:00–12:00
Tue, Apr. 28 6:00–8:00
Thu, May 2810:00–12:00
Stabilizers, Needles, and Threads, OH MY! Don't worry—you'll get great know-how on these items in this class so there's no more mystery. This class is open to all machine owners. This class is lecture only and no machine is necessary. Remember to bring your "Mastering Your Bernina Workbook". Please note that this class is the prerequisite for all Artista Embroidery classes.



Embroidery #1 (Embroidery Beginnings)

Instructor: Staff
Level: Beginner
Cost: \$50 (Class fee is waived for machines purchased at HCQ or Sew Bernina)
Wed, Jan. 7 4:00–6:00
Wed, Feb. 111:00–3:00
Tue, Mar. 246:00–8:00
Wed, Apr. 11:00–3:00
Wed, May 61:00–3:00
You'll get started on using your Bernina

embroidery module and accessories and learn the basics of machine embroidery in this class. Please bring your Bernina embroidery machine and the embroidery module and accessories to this class (The EC on PC class has been combined in Software #1 for 440/430 embroidery machines). Please note that you must have completed all the Sewing Features classes and Demystifying Stabilizers class before taking this class. This class is the prerequisite for the Embroidery #2 (Alphabet Antics) class.



Embroidery #2 (Alphabet Antics)

Instructor: Staff
Level: Adv. Beginner
Cost: \$50 (Class fee is waived for machines purchased at HCQ or Sew Bernina)
Wed, Jan. 14 4:00–6:00
Wed, Feb. 251:00–3:00
Tue, Mar. 31 6:00–8:00
Tue, Apr. 910:00–12:00
Tue, May 121:00–3:00

In the Embroidery #2 class you'll learn all about embroidering letters of the alphabet and making monograms using your Bernina embroidery module and accessories. Please bring your Bernina 165E to 730E series machine and the embroidery module and accessories to this class. Please note that you must have completed all the Sewing Features classes and Demystifying Stabilizers class before taking this class.




Painless Paper Piecing

Instructor: Karen
Level: Beginner
Cost: \$30
Pattern: Included

Sat, Feb. 2110:00–1:00
Sat, May 1610:00–1:00
You say you have tried paper piecing and don't like it? You love the look of the pointy-est of points but hate removing all that paper after you're done sewing? Well let Karen teach you the freezer paper piecing method! You can choose from a variety of little project patterns we will be offering, while learning a great new way to get those precise points!

Quilt of Stitches


Instructor: Fran
Level: Advanced Beginner
Cost: \$40
Kit: Available
Pattern: Included
Thu, Feb. 12, 26 10:00–1:00
Use those sewing machine gorgeous decorative stitches with lovely threads to make a cozy quilt for keeping warm on cool nights. This colorful throw uses decorative stitches to coordinate a solid fabric with a print. Finished size: 70" x 53 1/2".



FEATURED CLASSES

Whole Cloth Quilt

Instructor: Moo
Level: Advanced Beginner
Cost: \$50
Kit: Upon request
Book: Required
Sat, Jan. 17, 311:00–4:00
Have you always wanted to make a whole cloth quilt but didn't know exactly where to start? Moo has put together this lovely quilt that would be a shining star in anybody's quilt collection!



Crazy Quilt


Instructors: Moo and Shirley
Level: Advanced Beginner
Cost: \$75
Kit: Available, all you add is embellishments!
Pattern: Included (but need to purchase calendar)
Fri, Jan. 2, Feb. 6, Mar. 6, Apr. 3, May 1, June 5, July 310:00–1:00
Sat, Jan. 17, Feb. 21, Mar. 21, Apr. 18, May 16, June 20, July 179:30– 12:30



Have you ever wanted to make a crazy quilt but didn't sknow exactly where to start? Let Moo and Shirley show you the way! Moo will help you put together the base for your crazy stitches and Shirley will show you how to embellish it with those lovely hand dyed ribbons and beads she uses! When you add your own touches of charms, buttons and laces, this quilt becomes your very own. You should have a small bit of embroidery knowledge to take on this quilt.

French Braid Quilt

Instructor: Karen
Level: Beginner
Cost: \$80
Kit & Pattern: Included
Sat, Apr. 18 1:00–5:00
Karen will help you put together those wonderful bright Tonga batiks in a quilt as you go project that is sure to be a hit! The quilt measures 49" by 58", just right for a throw or generous wall quilt.



Block Party

Instructor: Jean, Natalie, & Karen
Level: Beginner
Cost: Free with purchase of kit or \$20 per session
Pattern: Required
Sat, Mar. 72:00–5:00
Sat, Jan. 32:00–5:00
Sat, Feb. 72:00–5:00
Sat, Apr. 42:00–5:00
Sat, May 22:00–5:00
Boy have we got a great project this year! We will be working on McKenna Ryan's newest design, Faith, Hope, Love. She has made each block separate and affixed them to artist's canvas but you can make them into a quilt if you wish. As always, if you are working on another fusible appliqué project, you are welcome to join us. Join us on the first Saturday of every month from 2:00–5:00.




Color Palette Appliqué

Instructor: Gloria
Level: Intermediate
Cost: \$75
Pattern: Included
Tue, Feb. 3, Mar. 3, Apr. 7, May 56:00-8:00
Color Palette Appliqué, The Flowers of Summer, is a colorful, four block



quilt which is truly a breath of fresh air. Gloria will help you tweak your appliqué skills with her tips and techniques, as well as guide you in interpreting a floral work of art through color and fabric selection.



Mount Redoubt Butterfly Table Runner

Instructor: Billie
Level: Beginner to Advanced Beginner
Cost: \$30
Book: Required
Kits: Available
Sat, May 1610:00–1:00
Summer's Glory is a perfect name for the project from Mount Redoubt's book, *Tis the Season*. Beautiful batiks make this raw-edge appliqué piece a pick-me-up for any room.

RETURNING FAVORITES

Longarm Class

Instructor: Rita
Level: Beginner
Cost: \$150
Mon, Jan. 12, 19, 2610:00–12:00
Sat, Jan. 10, 17, 24.....10:00–12:00
Sat, Jan. 31, Feb. 7, 14.....10:00–12:00
Mon, Feb. 2, 9, 1610:00–12:00
Mon, Mar. Mar. 7, 14, 2110:00–12:00
Sat, Mar. 7, 14, 21.....10:00–12:00
Sat, Apr. 4, 11, 18.....10:00–12:00
Mon, Apr. 6, 13, 210:00–12:00
Sat, May 2, 9, 16.....10:00–12:00
Mon, May 4, 11, 1810:00–12:00
If you want to quilt those tops you have completed, are thinking of purchasing a machine for quilting, or just want to learn how a longarm works, this is a great class to take. Rita Arnson, local professional, will instruct you in everything from the differences in thread to what to look for in a pantograph! You will learn everything you need to know to run a longarm and be “certified” to rent hours after class completion. The classes are three sessions of two hours each and include three hours of “home work” on our APQS Millennium longarm which you can schedule at your convenience. What a great way to get those tops quilted!

Intermediate Longarm

Instructor: Rita
Cost: \$60
Level: Advanced Beginner
Sat, Feb. 7.....1:00–3:00
Mon, Mar. 16.....1:00–3:00
Sat, Apr. 11.....1:00–3:00
Mon, May 111:00–3:00
Expand your longarm quilting horizons! Rita will cover the extension table, using rulers and the micro-drive. These essential professional techniques will enhance your longarm experience.


Quilting with George

Instructor: Natalie
Level: Beginner
Cost: \$50
Tue, Jan. 20.....6:00–9:00
You’ve asked for classes on George, so how could we refuse? George is the longarm quilting machine in a desk. Use your established free-motion quilting skills on a true twenty-inch deep longarm. Free yourself from the constraints of quilting on a home machine and discover how easy it is to finish your quilts! We expect you to have some free-motion experience for this class, because we’re going to concentrate on using George and doing as much stitching as we can! Class size will be limited to just three or four students so everyone gets maximum time with our new best friend. Bring a small quilt-top, batting and backing (no larger than crib size; about 40” by 50” please).



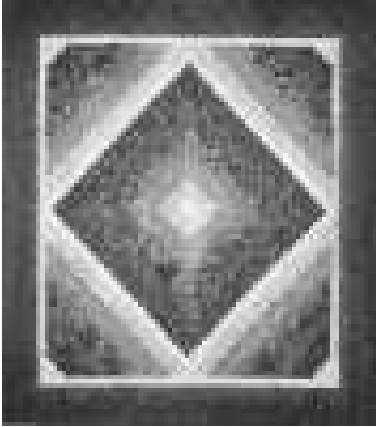
Seams Raggy

Instructor: Jean
Level: Beginner
Cost: \$40
Pattern: Included
Sat, Jan. 24.....10:00–3:00
Back by popular demand! Seams Raggy is a simple rag quilt constructed of just one basic block and lots of warm and fuzzy flannels. The throw size is perfect for kids, dorm rooms, or just for lounging. We have several bundles put together for you to choose from; you won’t be able to resist. This is a great beginner project, or for the experienced quilter who needs a quick project or gift. Come and join the fun.



Colorsplash Trip Around the World

Instructor: Jean
Level: Beginner
Cost: \$40
Book: Required
Fri, Feb. 27.....10:00–3:00
This quick method of cutting and sewing gives you the opportunity to construct a uniquely beautiful quilt in a very short period of time. The quick method combined with the popular “watercolor” look creates a breathtaking design that receives rave reviews! Fabric kits are available, but you may pick your own fabrics. We’ll help if you want us to. Please allow a minimum of two hours to choose the fabrics (three to four hours is more realistic). The quilt is totally rotary cut and machine sewn. Previous rotary cutting and machine piecing experience required. We assume you have basic quilt making skills.



MASTERING YOUR BERNINA



General Information

Instructor: Staff
Level: Beginner
Class Fee: \$50 (Class fee is waived for machines purchased at HCQ or Sew Bernina)
Workbook: Required
Wed, Jan. 710:00–12:00
Thu, Jan 810:00–12:00
Sat, Jan. 24.....10:00–12:00
Tue, Feb. 17.....10:00–12:00
Tue, Feb. 17..... 6:00–8:00
Sat, Mar. 710:00–12:00
Tue, Mar. 24 6:00–8:00
Fri, Apr. 1010:00–12:00
Sat, Apr. 18.....10:00–12:00
Mon, May 910:00–12:00
Mon, May 1810:00–12:00
Sat, May 30.....10:00–12:00
The General Information class will give you a beginning introduction to using all current Bernina machine models. You’ll need to bring your machine to this class as well as your “Mastering Your Bernina Workbook”. Please note that this class is the prerequisite for all Bernina classes (except for Serger classes).

Stitch Manipulation

Instructor: Staff
Level: Beginner
Cost: \$50 (Class fee is waived for machines purchased at HCQ or Sew Bernina)
Workbook: Required
Tue, Jan. 6.....1:00–3:00
Tue, Jan. 27 6:00–8:00
Tue, Feb. 3 6:00–8:00
Wed, Feb. 181:00–3:00
Tue, Mar. 310:00–12:00
Thu, Mar. 19..... 6:00–8:00
Tue, Apr. 7..... 6:00–8:00
Wed, Apr. 1510:00–12:00
Tue, May 5..... 6:00–8:00
Tue, May 26.....1:00–3:00
You’ll learn all about manipulating stitches on your Bernina using the memory feature. You’ll need to bring your machine to this class as well as your “Mastering Your Bernina Workbook”. Must have completed the Decorative Stitching and Practical Stitching classes before taking this class. For all current Bernina models.



Practical Stitching


Instructor: Staff
Level: Beginner
Class Fee: \$50 (Class fee is waived for machines purchased at HCQ or Sew Bernina)
Workbook: Required
Tue, Jan 13.....1:00–3:00
Tue, Jan 20..... 6:00–8:00
Tue, Feb 17.....1:00–3:00
Tue, Feb 24 6:00–8:00
Wed, Mar 1810:00–12:00
Tue, Mar 31..... 6:00–8:00
Tue, Apr 14.....10:00–12:00
Thu, Apr. 16 6:00–8:00
Tue, May 12..... 6:00–8:00
Thu, May 1410:00–12:00
In this class you will learn how to set up your machine for basic stitches, buttonhole stitching, and other regular stitches for everyday use and get some practice with these stitches. You’ll need to bring your machine to this class as well as your “Mastering Your Bernina Workbook”. Must have completed the General Information class before taking this class. For all current Bernina models.

Decorative Stitching

Instructor: Staff
Level: Beginner
Class Fee: \$50 (Class fee is waived for machines purchased at HCQ or Sew Bernina)
Workbook: Required
Tue, Jan. 6..... 6:00–8:00
Tue, Jan. 20.....10:00–12:00
Tue, Feb. 10..... 6:00–8:00
Wed, Feb. 1810:00–12:00
Tue, Mar. 10 6:00–8:00
Wed, Mar. 18.....1:00–3:00
Tue, Apr. 14..... 6:00–8:00
Wed, Apr. 2210:00–12:00
Thu, May 21 6:00–8:00
Tue, May 26.....10:00–12:00
You’ll learn all about decorative stitching on your Bernina and get some practice too. You’ll need to bring your machine to this class as well as your “Mastering Your Bernina Workbook”. Must have completed the General Information class before taking this class. For all current Bernina models.




BUT WAIT, THERE’S MORE...



Introduction to Electric Quilt 6
Instructor: Natalie
Level: Advanced Beginner
Cost: \$40
Sat, Mar. 7, 14..... 10:00–1:00
Natalie has designed our blocks of the month for almost ten years, and she is going to help you through the basics of Electric Quilt. We’ll design a layout for a quilt, try some block design and add borders. We want you to gain confidence in your own designing skills and use this powerful tool to create your next quilt masterpiece! Requirements: EQ6 installed on a laptop computer, a basic knowledge of Windows (navigating in Windows, File commands such as open, save, and exit). Two 3 hour sessions.


Calling all Featherweight Owners!

Instructor: Gary
Level: Beginner
Cost: \$35
Book and tune up kit: Optional
Sat, Mar. 2110:00–1:00
Sat, May 9.....2:00–5:00
This class has been such a hit, that we are offering it again. Gary will instruct you on how to maintain, adjust, and basically take care of your Singer Featherweight sewing machine. We know how beloved these machines are, and everyone who has one will want to know Gary’s tricks to keep her “baby” in tip-top shape.




All About Machine Quilting

Instructor: Natalie
Level: Beginner
Cost: \$60
Books: Heirloom Machine Quilting and Machine Quilting in Sections (Optional)
Sat, Feb. 14, 21, 28..... 1:00–4:00
Finish those projects! Machine quilting makes fast and easy work of finishing quilts, quilted clothing, placemats, table runners, wall quilts, etc. Based on Harriet Hargrave’s book, *Heirloom Machine Quilting*, our Machine Quilting class covers basic machine quilting, your machine’s walking foot (even-feed foot), and free-motion quilting. We also cover how to deal with handling a full-size quilt on your domestic machine using techniques from Marti Michell’s book *Machine Quilting in Sections*.



Kurt and your Bernina

Instructor: Kurt
Cost: \$109.99 + Parts
Thu, Jan. 29.....10:00–5:00
Fri, Mar. 13.....10:00–5:00
(One hour Appointments)
Don’t want to give up your machine but know it needs a cleaning or tune up? Kurt, our Bernina Technician, will be here all day to tune up your machine while you wait! Please call in advance to find out details and make your appointment with Kurt.



Quiltie Trio

Instructor: Pat
Level: Beginner
Cost: \$40
Pattern: Included
Fri., Mar. 13, 2010:00–1:00
A fun and easy “quilt as you go” pattern by G.E. designs. Pick one of three variations to work on in class, and you will learn everything you need to know to do all three at home. Remember, the great thing about this technique is that when you are done sewing your project together, you are also done with your quilting!


QUICK TIPS

- | Hand sewers love Thread Heaven® to help reduce knots and tangles when stitching. It doesn’t build up on your thread like beeswax.
- | Clip art books can be wonderful sources for unusual appliqué patterns, and they are copyright free!
- | The right foot can make all the difference in your project. Check out some of the Feetures books for great tips on using the many Bernina feet!

TECHNIQUE CLASSES


Victorian Needle Box

Instructor: Natalie
Level: Beginner
Cost: \$40
Templates included
Sat., Apr. 25.....1:00–5:00
Beautiful tools are one of my passions. I feel wonderful when I use a well-crafted pair of scissors, or a hand-made anything. Keeping these lovely things in this little Victorian Needle Box seems so appropriate, that I couldn’t resist. The box is easy to make with very little sewing. I came up with a few little modifications for mine, and, of course, I had to use beautiful fabrics. You will treasure yours as much as I do mine, and will have a very satisfying afternoon crafting this little jewel of a needle box.



Art Quilt Workshop

Instructor: Natalie
Level: Beginner
Cost: \$40
Book: Optional
Sat Jan. 10.....10:00–3:00
We will explore the possibilities open to us by incorporating some fine art techniques into our quilting. We’ll use the Tsukineko All Purpose Inks to create a stenciled design on fabric, and experiment with rubbing, Angelina embellishments. There will be three classes and time for students to suggest techniques that they would like to explore. You will have a very individual wallhanging to construct by the end of class.



Crazy Eight Strip Teaser

Instructor: Natalie
Level: Advanced Beginner
Cost: \$35
Kit: Available
Pattern: Included
Sat, Jan. 2410:00–3:00
This table topper is so easy, and will have people wondering how you did that! It is based on the traditional “Card Trick” block, but takes the look to a whole new level. Six fabrics are sewn into a strata and cleverly cut, Natalie’s sample uses a graded set of colors to good effect. She will also teach you the easy steps to binding an inside corner...you’ll never let an interesting edge scare you away.


Heirloom Quilt Block of the Month Club

Instructor: Billie
Level: Beginner
Cost: \$20 registration + \$20 per class
Book: Required
Fri, Feb. 6, Mar. 6, Apr. 3, May 1.....10:00–12:00
This nine block beauty includes many heirloom sewing techniques. Included in the quilt are circular puffing, several types of lace shaping, lace cathedral windows, shadow gimp work, shark’s teeth, shaped double needle pin tucks, Madeira motifs, crazy patch ovals, and Normandy lace shaping. We will meet on the second Thursday of each month starting in March for nine months. This will be an absolutely beautiful masterpiece!



Grandmother’s Flower Garden


Instructor: Moo
Level: Adv. Beginner / Intermediate
Cost: \$35
Book and Ruler required
Sat, May 2, 9.....10:00–1:00
We have had many requests for a class on this very popular vintage quilt, so here it is. Moo will teach you an easy way to make this hexagon quilt using a special ruler that she has discovered, and of course your sewing machine. Yes, this quilt is totally rotary cut and machine pieced. You may use the traditional 30’s reproduction fabrics that we have in the shop, or choose something different to suit your own flavor and décor.



CLASSES IN THE BASICS

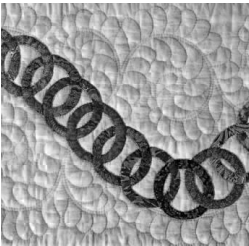
The Hidden Star Sampler

Instructor: Jean
Level: Beginner
Cost: \$ 80
Book: Required
Sat, Feb. 21, 28, Mar. 14, 28, Apr. 11, 25,
May 9, 23.....2:00–5:00
Tue, Jan. 13, 27, Feb. 10, 24,
Mar. 10, 24, 31 6:00–9:00
The Hidden Star Sampler, by Applewood Farm Publications is an exciting new approach to learning the basics of quilt construction while making a gorgeous sampler quilt. This class will be an in-depth study covering the basics of quilting. After completing this 8-session class you will be ready to tackle just about anything!



Beginning Hand Appliqué

Instructor: Gloria
Level: Beginner
Cost: \$40
Kit: Upon Request
Pattern: Included
Sat, Feb. 7, 2110:00–12:00
For this class “beginning” means the ability to use scissors and perhaps to thread a needle! Gloria has put together an easy class for the “beginner-beginner”! She will cover the very basic techniques used to create templates, inside and outside curves and points, stems, leaves, and more.



Fine Hand Quilting

Instructor: Natalie
Level: Beginner
Cost: \$40
Tue, Feb. 3, 17.....6:00–9:00
Are you intimidated by the very idea of hand quilting? Or perhaps you aren’t satisfied with the size of your stitches? Learn from one of the best! This class is designed to help you in these areas and more. This will be a hands-on class with plenty of time for questions and problem-solving. We will spend time discussing how different types of fabrics, batts, needles, thimbles, etc. impact the ease and enjoyment of quilting.


Hollyhocks & Hummers

Instructor: Shirley
Level: Beginner
Cost: \$40
Kit: Available
Pattern: Included
Mon, Mar. 9, 23... 1:00–4:00
In this fun class you will make a wallhanging showcasing gorgeous hollyhock blooms and that summer favorite, the ruby throated hummingbird. What a great project to learn a new technique for raw edge appliqué using fusible and monopoly thread!




Memory Signature Quilt

Instructor: Moo
Level: Advanced Beginner
Cost: \$60
Kit: Upon Request
Book: Required
Sat, Apr. 11, 25..10:00–1:00
Moo is back with another one of her great projects! This one is a great quilt for a family reunion, a college student, or a quilting group! Have the important people in your life sign these blocks or you can ‘fill in the blanks’ with quotations or sayings that are meaningful. Put the blocks together, and you have a one-of-a-kind quilt!



Celtic Hearts

Instructor: Karen
Level: Advanced Beginner
Cost: \$45
Pattern: Included
Thu, Jan. 15, 29 10:00–1:00
Join us to make this great pattern. It is perfect for quilt as you go! And the use of bias bars makes this lovely design a snap.



May					
Sunday	Monday	Tuesday	Wednesday	Thursday	Friday
Shop Closed					
3 Shop Closed	4 Longarm #1 10–12	5 Hidden Star #8 6-9 Stitch Manipulation 6-8 Color Palette Applique #4 6-8 P.P. Board Meeting 9:30	6 Embroidery #1 1-3	7 Sew & Tell 11-1	1 Crazy Quilt #5 10–1 Heirloom Block of the Month #4 10–12 Sisterhood of Quilters
10 Mother’s Day Shop Closed	11 Longarm #2 10–12 Intermediate Longarm 1-3	12 Practical Stitching 6-8 Embroidery #2 1-3 Sand Devils #5 6-8 Software #2 10–12	13 S.E.W. Club 10–12 Sergeer Beginnings 10–12 3 Thread Techniques 1-3	14 Practical Stitching 10–12 Quilting with Bernina 1-3 BSR Basics 3-4	2 Block of the Month 10–12 Wildflower Quilt #5 2-4 Longarm Quilting #1 10–12 Block Party 2-5 Grandmothers Flower Garden #1 10–1
17 Shop Closed	18 General Info 10–12 Longarm #3 10–1	19	20	21 Silk Ribbon Beginnings #1 10–1 Decorative Stitching 6-8 UFO 6-9	9 Grandmothers Flower Garden #2 10–1 Hidden Star #7 2-5 Featherweight 2-5 Longarm Quilting #2 10–12 Bernina General Info 10–12 Potholder Club 2-5
24 Shop Closed	25 Memorial Day (Shop Closed)	26 Decorative Stitching 10–12 Stitch Manipulation 1-3	27	28 Silk Ribbon Beginnings #2 10–1 Demystifying Stabilizers 10–12	16 Longarm Quilting #3 10–1 Fabrege #2 2-5 Painless Paper Piecing 10–1 Butterfly Tablerunner 10–1 Crazy Quilt #5 9:30–12:30
31					23 Software #1 10–12 Hidden Star #8 2-5
					30 General Info 10–12 Crazy for Wool 10–12

April						
Sunday	Monday	Tuesday	Wednesday	Thursday	Friday	Saturday
Shop Closed			1 Embroidery #1 1-3	2 Sew & Tell 11-1	3 Crazy Quilt #4 10-1 Heirloom Block of the Month #3 10-1 Sisterhood of Quilters Quilt and Stitch Expo	4 Block of the Month 10-12 Wildflower Quilt #4 2-4 Block Party 2-5 Longarm #1 10-12 Quilt and Stitch Expo
5 Shop Closed	6 Quilts from the Heart 12-4 Longarm #1 10-12	7 Stitch Manipulation 6-8 Color Palette Applique #3 6-8	8 S.E.W. Club 10-12	9 Embroidery #2 10-12	10 Crazy Quilt Jacket #1 10-1 General Info 10-12	11 Quilted Letters #1 10-1 Memory Signature Quilt #1 10-1 Longarm #2 10-12 Intermediate Longarm 1-3 Hidden Star #5 2-5 Potholder Club 2-5 Easter Egg Hunt!
12 EASTER SUNDAY Shop Closed	13 Longarm #2 10-12	14 Sand Devils #4 6-8 Practical Stitching 1-3 Decorative Stitching 6-8	15 Stitch Manipulation 10-12	16 UFO 6:30-9 Practical Stitching 6-8	17 Crazy Quilt Jacket #2 10-1 Software #1 10-12 Charm School 2-5	18 Longarm #3 10-1 General Info 10-12 Quilted Letters #2 10-1 Fabrege #1 2-5 French Braid 1-5 Crazy Quilt #4 9:30-12:30
19 Shop Closed	20 Longarm #3 10-1 Pajama Party 4-6	21 Pajama Party 4-6	22 Decorative Stitching 10-12 Pajama Party 4-6	23	24 Software #4 10-12 Strip Club 2-5 Crazy Quilt Jacket #3 10-1	25 Memory Signature Quilt #2 10-1 Crazy for Wool 10-12 Hidden Star #6 2-5 Victorian Needlebox 1-5
26 Shop Closed	27 Clean Sweep Sale! 9-6	28 BSR Basics 4-5 Quilting with Bernina 6-8 Demystifying Stabilizers 6-8	29	30		

January						
Sunday	Monday	Tuesday	Wednesday	Thursday	Friday	Saturday
Shop Closed				1 (No Sew & Tell Club) Ring in the New Year Sale! 9-6	2 Crazy Quilt #1 10-1	3 Block of the Month 10-12 Sparkle Patches Jacket #1 10-12 Wildflower Quilt #1 2-4 Block Party 2-5
4 Shop Closed	5 Quilts from the Heart 12-4	6 Stitch Manipulation 1-3 Decorative Stitching 6-8 Hidden Star #1 6-9	7 Software #1 10-12 Demystifying Stabilizers 1-3 Embroidery #1 4-6	8 General Info 10-12	9	10 Longarm #1 10-12 Sparkle Patches Jacket #2 10-12 Potholder Club 2-5 Art Quilt Workshop 10-3 Dragon Wing Coat #1 2-4
11 Shop Closed	12 Longarm #1 10-12	13 Practical Stitching 1-3 Sand Devils #1 6-8 Hidden Star #2 6-9	14 S.E.W. Club 10-12 Embroidery #2 4-6	15 Celtic Heart #1 10-1 BSR Basics 2-3 Quilting with Bernina 3-5 UFO 6-9	16 Charm School 2-5	17 With Time to Spare 10-11 Longarm #2 10-12 Dragon Wing Coat #2 2-4 Whole Cloth Quilt #1 1-4 Crazy Quilt #1 9:30-12:30
18 Shop Closed	19 Longarm #2 10-12	20 Decorative Stitching 10-12 Practical Stitching 6-8 Quilting with George 6-9	21 Software #4 10-12 Stitch Manipulation 1-3	22	23 Sisterhood Tea 2-5	24 Seams Raggy 10-3 Crazy 8 Stripteaser 10-1 General Info 10-12 Longarm #3 10-1
25 Shop Closed	26 Chinese New Year! Longarm #3 10-1	27 P. Partners 10-12 Software #2 10-12 Stitch Manipulation 6-8 Hidden Star #3 6-9	28	29 Celtic Heart #2 10-1 Kurt & Your Bernina 10-5	30 Strip Club 2-5	31 Crazy for Wool 10-12 Basket a Month Finish 10-12 Longarm #1 10-12 Whole Cloth Quilt #2 1-4

February						
<i>Sunday</i>	<i>Monday</i>	<i>Tuesday</i>	<i>Wednesday</i>	<i>Thursday</i>	<i>Friday</i>	<i>Saturday</i>
1 Shop Closed	2 Quilts from the Heart 12-4 Longarm #1 10-12	3 Color Palette Applique#1 6-8 Fine Hand Quilting #1 6-9 Stitch Manipulation 6-8	4	5 Sew & Tell 11-1	6 Crazy Quilt #2 10-1 Hierloom Block of the Month #1 10-12 Sisterhood of Quilters	7 Block of the Month 10-12 Wildflower Quilt #2 2-4 Block Party 2-5 Beginning Hand Applique #110-12 Intermediate Longarm 1-3 Longarm #2 10-12
8 Shop Closed	9 Silk Ribbon Beginnings #1 10-1 Longarm #2 10-12	10 Decorative Stitching 6-8 Sand Devils #2 6-8 Hidden Star #4 6-9	11 Embroidery #1 1-3 S.E.W. Club 10-12	12 Quilt of Stitches #1 10-1	13 3 Fat Quarter Baby Bib 10-1	14 Valentines Day Longarm #3 10-1 Potholder Club 2-5 All About Machine Quilting #1 1-4 Stack & Whack Jacket #1 10-1
15 Shop Closed	16 Silk Ribbon Beginnings #2 10-1 Longarm #3 10-1	17 General Info 10-12 Practical Stitching 1-3 Fine Hand Quilting #2 6-9 General Info 6-8	18 Decoratice Stitching 10-12 Stitch Manipulation 1-3 Piecing Partners 1:30-5	19 Kurt & your Bernina 10-6 Demystifying Stabilizers 6-8 UFO 6-9 Piecing Partners: 10-5	20 Charm School 2-5	21 Software #1 10-12 Hidden Star #1 2-5 Painless Paper Piecing 10-1 Beginning Hand Applique #2 10-12 All About Machine Quilting #2 1-4 Crazy Quilt #2 9:30-12:30
22 Shop Closed	23	24 Quilting w/ Bernina 10-12 Practical Stitching 6-8 BSR Basics 1-2 Hidden Star #5 6-9	25 Software #2 10-12 Embroidery #2 1-3	26 Quilt of Stitches #2 10-1	27 Colorsplash 10-3 Strip Club 2-5	28 Stack & Whack Jacket #2 10-1 All About Machine Quilting #3 1-4 Hidden star #2 2-5 Crazy for Wool 10-12

March						
Sunday	Monday	Tuesday	Wednesday	Thursday	Friday	Saturday
1 Shop Closed	2 Quilts from the Heart: 12-4 Longarm #1 10-12	3 Stitch Manipulation 10-12 Color Palette Applique#2 6-8	4	5 Sew & Tell 11-1	6 Crazy Quilt #3 10-1 Heirloom Block of the Month #2 10-12 Sisterhood of Quilters	7 Block of the Month 10-12 Wildflower Quilt #3 2-4 Longarm #1 10-12 General Info 10-12 Into to EQ6 #1 10-1 Block Party 2-5
8 Shop Closed	9 Hollyhocks & Hummers #1 1-4 Longarm #2 10-12	10 Decorative Stitching 6-8 Sand Devils #3 6-8 Hidden Star #6 6-9	11 S.E.W. Club 10-12	12	13 Software #1 10-12 Quiltie Trio #1 10-1 Kurt & Your Bernina 10-5	14 Hidden Star #3 2-5 Longarm #2 10-12 Stack & Whack Jacket #3 10-1 Potholder Club 2-5 Into to EQ6 #2 10-1
15 Shop Closed	16 Longarm #3 10-1 Intermediate Longarm 1-3	17 St. Patrick's Day	18 Practical Stitching 10-12 Decorative Stitching 1-3	19 Stitch Manipulation 6-8 UFO 6-9	20 Quiltie Trio #2 10-1 Charm School 2-5	21 National Quilt Day Longarm #3 10-1 Featherweight Care 10-1 Baby Bargello 1-4 Postcards for the Troops 10-5 Crazy Quilt #3 9:30-12:30
22 Shop Closed	23 Hollyhocks & Hummers #2 1-4	24 Demystifying Stabilizers 10-12 General Info 6-8 Embroidery #1 6-8 Hidden Star #7 6-9	25 Quilting with Bernina 10-12 BSR Basics 1-2	26 Sergeer Beginnings 10-12 3 Thread Techniques 1-3	27 Software #3 10-12 Strip Club 2-5 Trip for 2 to Boston #1 6-9	28 Crazy for Wool 10-12 Ice Habitat 10-1 Trip for 2 to Boston #2 1-6 Hidden Star #4 2-5
29 Shop Closed	30	31 Practical Stitching 6-8 Embroidery #2 6-8 Hidden Star #8 6-9				