



**HIGH COUNTRY QUILTS**  
4771 North Academy Boulevard  
Colorado Springs, CO 80918  
719/598-1312  
<http://www.hcquilts.com/>

**SHOP HOURS**  
Monday through Saturday 9:30 a.m.–6:00 p.m.  
Closed Sundays

*Conveniently Located...  
Behind Denny's at the southeast  
corner of Academy and Flintridge*



## HALLOWEEN SALE

OCTOBER 31, 2009

*Come and join us for some "witches brew" (hot apple cider) and a great sale!  
We will be offering a 15% discount on all fabric, notions, books, and patterns. If  
you come in costume, you can take an additional 5% off of your total purchase.  
There will also be a special "treat" for the best costume. Our sale starts at 9:00  
a.m. and stops at 6:00 p.m. So, come and join in a day of fun!*



## sidewalk sale

Come join us on  
Monday, August 3rd for  
High Country Quilts  
Sidewalk Sale!  
There will be lots of great deals  
on fabric, books, patterns &  
even some great buys  
on everything Bernina!  
It'll be out back, on our  
courtyard breezeway where  
we will be enjoying the  
great outdoors with this  
very special sale!



## Auction in the courtyard

August 29, 2009

It was such a success last year; we decided to do it again! We are fortunate to have Mr. Leo Christner helping us again with our auction in the courtyard. So set your sights on the last weekend of August so you can make a few dollars. Your entry fee of \$10 per item will be donated to the American Cancer Society this year. Remember, it doesn't have to be finished; quilt tops are accepted as well as wearables, table toppers, and wall hangings. What a fun way to do a good deed!



• Newsletter & Class Schedule for High Country Quilts • 2009 • \$2.00



# What's New

## AT HIGH COUNTRY QUILTS?

Something different this newsletter—we're giving you our full set of class offerings and special event schedules for the rest of 2009! There are so many new and exciting happenings that we can't wait to share with you.

High Country Quilts is hosting a seven-day Quilt Cruise in Spring 2010! There will be terrific quilting classes, fabulous food, and plenty of fun activities for all. Dates are not yet confirmed, but the cruise will be in the spring. Come into the store for more details and watch the weekly e-mails and the website as we confirm the plans.

And, it gets better: with purchase of a Bernina sewing machine, you will be entered in a drawing for one free cruise ticket. Best of all, if you purchase a new Bernina Series 8 sewing machine, you will receive a FREE cruise ticket!

HCQ is now the local dealer for the GO! Cutting System. GO! will save you time, reduce cutting stress on your hands, and offers a large selection of templates perfect for any project you can imagine. Stop in the store for a demonstration.

There will be the sweetest Shop Hop ever in June, then our quilt auction at the end of August, with many creative classes in between.

- Mark your calendars for Nov. 21. HCQ is sponsoring T-N-T, a fabulous Bernina consumer educational program focused on machine embroidery. We'll have Bernina Educator Debbie Lashbrook, who will share embroidery techniques and projects. Look for special sales discounts at this event. We encourage owners of any brand home embroidery machine to come, learn and enjoy this ultra special program.

- New clubs are starting that feature quilts and pillowcases for children of deployed soldiers, a block of the month class to learn special embellishment techniques, several holiday-themed classes, and two new clubs for handwork fans.


- Whew! We couldn't begin to name everything that's coming up here. Now's the time to take a break, sit in your favorite chair—maybe on the deck or patio—have a tall, cool lemonade or iced tea and leisurely read through the best ever HCQ event and class schedule.

*Jean, Karen, and Natalie*

### Embroidery T-n-T

Instructor: Debbie Lashbrook, Bernina Educator  
Cost: \$10  
Kit: Included  
Date: Sat Nov 22

Looking to ignite your imagination? Join us for a day filled with Embroidery T-n-T. Whether you are experienced or new to machine embroidery the Tips-n-Techniques featured during our embroidery extravaganza will blow you away. You'll take home a CD with the designs needed to create the featured projects, instructions for the projects and video clips of select techniques. Don't miss this unique opportunity to explore machine embroidery like never before!



Colorado Springs' Only Independent Authorized **BERNINA** Dealer


# BLOCKS OF THE MONTH & CLUBS

Clubs continue to comprise more and more of our calendar. If you are looking for a great way to make new friends that share your interest in quilting and sewing, this is for you. Each of our clubs is a little bit different; there is sure to be

## Kansas City Star (Taupe or Cider Mill color way)

Instructor: Staff  
Level: All levels  
Registration: \$50 (Setting and Book included)  
Monthly Packet: \$10 for 12 months (13th block is our gift!)  
Dates: First Sat of Month .....10:00-12:00

We have chosen the “*Kansas Spirit*” book as our block of the month for 2009. There are 2 different color ways you can choose from or, if you wish, sign up for them both! There is a sophisticated Taupe color way and the other color way is using the Nancy Halvorson ‘Cider Mill Road’ fabrics. There are 13 blocks in the setting we chose, you buy 12 and the 13th is our gift to you! There is a limited number we can accept for each color way so sign up early and we have set aside some time the first Saturday of each month in case you have questions or need help with your blocks.



## Block Party - Faith, Hope and Love

Instructor: Staff  
Level: All levels  
Monthly Packet: \$35 for 9 months (or \$248 for all 9 kits & patterns. It's a savings of \$67!)  
Dates: First Sat of Month .....2:00-5:00

Boy have we got a great project this year! We will be working on McKenna Ryan's newest design, Faith, Hope, Love. She has made each block separate and affixed them to artist's canvas but you can make them into a quilt if you wish. As always, if you are working on another fusible appliqué project, you are welcome to join us.



## Embellish It! Fairy Blocks

Instructor: Shirley  
Level: Advanced Beginner  
Cost: \$50 registration fee (Panel, ruler, & sashing included)  
Monthly Cost: \$10 per month x 12 months (starts in July)

Date: 2nd Fri of the month.....2:00-4:00  
You'll love this sweet fairy project. Use silk ribbon, silk and metallic threads, charms and beads to create texture and additional color on the adorable fairy fabric panel. A basic knowledge of silk ribbon embroidery stitches is required.

## Monthly Motifs

Instructor: Fran  
Level: All Levels  
Cost: Free with Kit purchase  
Kit: \$20 per month  
Book: Required (starts in August)  
Date: 1st Fri of the Month..10:00-12:00  
Have great fun making a 12" x 16" wall hanging to salute each month of the year. A quick-fuse appliqué technique goes fast because there's no stitching around the individual shapes. A cute hanger is available to show off your project.




## Brazilian Embroidery Block of the Month

Instructor: Shirley  
Level: Beginner  
Cost: Free/Kit: \$25 all you bring is scissors! (starts in September)  
Date: 1st Wed of each Month.....1:00-3:00

Brazilian Embroidery—the beautiful raised, dimensional stitching that uses a high-sheen rayon thread—can add drama to any fabric project from quilts to garments to home dec and more. The designs for each block are easy and can be finished in a month. Finished block size is 6". Karen will teach the machine work to assemble the quilt top.

## Crazy for Wool

Instructor: Jean  
Level: Advanced Beginner  
Registration: \$50 (includes patterns, setting and button pack)  
Monthly Packet: \$25  
Date: Last Sat of Month  
We are so excited to be introducing a wool club to High Country Quilts! We will be doing “Easy to be Crazy Bout Ewe”, a fun pattern that we discovered at market last fall.



## Husbands' Shopping Night

Wednesday, December 9 (6-9 pm)

Ladies, start your wish lists! We've reserved a special evening for husbands to shop at HCQ for holiday gifts just for you. We'll have helpful staff on hand to assist your men in choosing the perfect gift. Be sure to tell them we'll have cookies and free gift-wrap!

# DECEMBER

**HIGH COUNTRY QUILTS**  
4771 North Academy Boulevard  
Colorado Springs, CO 80918  
719/598-1312  
<http://www.hcquilts.com/>

SHOP HOURS

Monday through Saturday 9:30 a.m.–6:00 p.m., Closed Sundays



SUNDAY	MONDAY	TUESDAY	WEDNESDAY	THURSDAY	FRIDAY	SATURDAY
		1 P.P. Board Meeting 9:30	2 Hand Embroidery Club 10-12 Brazilian Embroidery 1-3	3 Sew and Tell 11-1	4 Silk Ribbon Designs #2 2-5 Monthly Motifs 10-12 Sisterhood of Quilters 2-5 Fun Coasters 10-12	5 Block of the Month 10-12 All About Machine Quilting #1 10-12 Block Party 2-5
6 Shop Closed After Market Party 2-5	7 Longarm Quilting #3 10-1 Quilts from the Heart 12-4	8 BSR Basics 10-11 Quilting w Bernina 12-2	9 Husbands Shopping 6-8 Bernina S.E.W. 10-12 Bernina Demystifying Stabilizers 2-4	10	11 Embellish It! 2-4 Jo's Club 10-1 Pot Holder Club 2-5	12 All About Machine Quilting #2 10-12 Sand Devils #5 10-12
13 Shop Closed	14 Quilting Divas 10-2	15 Bernina General Info 10-12 Bernina Stitch Manipulation 1-3	16 Bernina Embroidery #1 10-12 Bernina Embroidery #2 1-3	17 Bernina Practical Stitching 10-12 Bernina Decorative Stitching 1-3	18 Charm School 2-5	19 Wildflower #6 3-5 All About Machine Quilting #3 10-12
20 Shop Closed	21 Quilting Divas 10-2	22	23	24 CHRISTMAS EVE CLOSE AT 2	25 CHRISTMAS DAY CLOSED	26 Crazy Quilt 10-1 Crazy for Wool 10-12
27 Shop Closed	28 Quilting Divas 10-2	29 Operation Kid Comfort 12-5	30	31 NEW YEARS EVE CLOSE AT 5		


**HIGH COUNTRY QUILTS**  
4771 North Academy Boulevard  
Colorado Springs, CO 80918  
719/598-1312  
<http://www.hcquilts.com/>



**SHOP HOURS**  
Monday through Saturday 9:30 a.m.–6:00 p.m., Closed Sundays

# NOVEMBER

SUNDAY	MONDAY	TUESDAY	WEDNESDAY	THURSDAY	FRIDAY	SATURDAY
1 Shop Closed	2 Longarm Quilting #1 10-12 Quilts from the Heart 12-4	3 Bernina Stitch Manipulation 6-8 Bernina Demystifying Stabilizers 6-8	4 Kurt & Your Bernina 10-5 Hand Embroidery Club 10-12 Brazilian Embroidery 1-3	5 Sew and Tell 11-1	6 Silk Ribbon Beginnings #1 10-1 Monthly Motifs 10-12 Sisterhood of Quilters 2-5	7 Turnabout Jacket #1 10-3 Longarm #2 10-12 Block of the Month 10-12 Intermediate Longarm 1-3 Block Party 2-5 Hidden Star #8 3-6
8 Shop Closed	9 Longarm Quilting #2 10-12 Quilting Divas 10-2	10 Bernina Practical Stitching 2-4 Bernina Decorative Stitching 6-8	11 Bernina S.E.W. 10-12 BSR Basics 4-6 Quilting with Bernina 1-3	12	13 Potholder Club 2-5 Jo's Club 10-1 Silk Ribbon Beginnings #2 10-1 Embellish It! 2-4 Bernina General Info 10-12	14 Wildflower #5 3-5 Quilted Letters #1 2-5 Turnabout Jacket #2 10-3
15 Shop Closed	16 Quilting Divas 10-2 Longarm Quilting #3 10-1	17	18 Bernina Embroidery #1 10-12 Bernina Embroidery #2 1-3	19 UFO 6-9	20 Charm School 2-5	21 T.N.-T! Longarm Quilting #3 10-1
22 Shop Closed	23 Longarm Quilting #1 10-12 Quilting Divas 10-2	24 Operation Kid Comfort 12-5	25 THANKSGIVING EVE CLOSE AT 2	26 THANKSGIVING CLOSED	27 Silk Ribbon Designs #1 2-5 Charm School goes to Strip Club 2-5	28 Sand Devils #4 10-12 Painless Paper Piecing 2-5 Crazy for Wool 10-12 Quilted Letters #2 2-5 Crazy Quilt 10-1
29 Shop Closed	30 Quilting Divas 10-2 Longarm Quilting #2 10-12					



## Wildflower Quilt

Instructor: Fran  
Level: Advanced Beginner  
Registration: \$50 (setting and pattern included)  
Monthly Packet: \$15 for 6 months

Date: Sat Jul 18, Aug 15, Sep 19, Oct 17.....10:00-12:00  
Sat Nov 14, Dec 19.....3:00-5:00

Wildflower is a collection of 6 large and 6 small embroidery machine appliqué flowers. Constructed using luscious batik fabrics for a very “real” look, this will be a great project for all of you machine embroidery fans!

## Silk Ribbon Beginnings

Instructor: Shirley  
Level: Beginner  
Cost: \$45  
Kit: Included



Book: Required  
Date: Fri Aug 7, 14,.....10:00-1:00  
Second Class: Fri Nov 6, 13.....10:00-1:00

Have you tried using silk ribbon without much success? Come and explore the versatility of using silk ribbon to decorate quilt blocks, hats, scarves, and even little sewing boxes! This class will focus on the techniques of incorporating ribbon work in your projects. You will be working with beads, as well as silk and metallic threads while learning the fly stitch, couching, the Japanese ribbon stitch, and needle weaving. A basic knowledge of simple embroidery stitches is required.



## Silk Ribbon Designs

Instructor: Shirley  
Level: Advanced Beginner  
Cost: \$45  
Kit: Available  
Date: Sep 18, 25.....2:00-5:00  
Second Class: Nov 27, Dec 4...2:00-5:00


Now that you’ve covered the basics in silk ribbon embroidery, you’ll want to learn more about the actual designs and how to customize or create original designs of your own. This is a choose your own project class that will guide you through the process of changing your pattern until you are happy with the new look. You will use materials easily found in the local area.

## Hand Embroidery Club

Instructor: Shirley  
Level: Advanced Beginner  
Cost: \$5

Date: 1st Wed of Month.....10:00-12:00

Need a refresher? Or, want to share the joy of handwork with a child or grandchild who wants to learn embroidery? Do you have a crazy quilt started that needs the handwork completed? This class will be a choose your own project or come to get help on ideas for handwork. Children must be accompanied by an adult.



## Jo’s Little Women’s Club

Instructor: Rachael  
Level: All Levels  
Registration: \$100 Civil War  
Reproduction Fabric Tower  
Monthly Packet: \$5  
Dates: 2nd Fri of month.....10:00-1:00  
(Start Sep)

Take a trip to yesteryear using the lovely Civil War reproduction fabrics by designer Jo Morton. The period colors and patterns treat the eyes to beautiful blocks that can be assembled into a really special quilt.


## Pot Holder Club

Instructor: Pat  
Level: Advanced Beginner  
Cost: \$10.95 a month  
Kit: Included  
Pattern: Required

Date: Will start again in September!

2nd Fri of the Month.....2:00-5:00

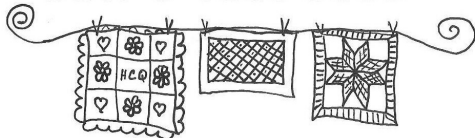
Everyone can use some new potholders! We found several patterns and we decided it would be fun to make some.



## Sisterhood of Quilters

Welcome to the Sisterhood of Quilters. The Sisterhood of Quilters was started with the belief in teamwork and the conviction that girlfriend time is so very important, even in this day and age. The Mission of the Sisterhood of Quilters is to provide a Circle of Friendship where all are Welcome and Honored to share Girlfriend Wisdom and their Love of Quilting. We meet the first Friday of each month from 2-5 p.m. What a great way to meet others who share your love of quilting.

## SEW & TELL CLUB



Sew & Tell Club is held on the first Thursday of each month from 11:00–1:00. Every month we’ll present a different technique and fun new items at HCQ and then enjoy each other’s show and tell items. We invite you to bring those projects; quilts, garments or any projects you’ve been working on to get some well-deserved appreciation. All are welcome so bring your friends to share in the fun as well as the refreshments that will be served afterward. This club is presentation only—no machine or supplies necessary. Sew and Tell Club is free for the 1st year after purchasing your machine from HCQ (otherwise--\$24 for calendar year—will be pro-rated depending on when you join).

Charm School

Our Charm School meets on the third Friday of every month from 2:00 p.m. to 5:00 p.m. to make a great little project using 5" x 5" squares of fabric known as "Charms"! For the \$20 class fee, you will receive your pattern and a charm pack. Most of the time you will need to add a little fabric for finishing, but the projects are always small and most can be almost finished during class!



Friday Afternoon Strippers

If you haven't made it to our 'Strip Club' yet, put it on your calendar! We meet on the last Friday of the month to use those pre-cut jelly rolls or 2-1/2 inch strips we cut from our stash to make a great quilt! A different pattern is featured each month and the cost of the class is the purchase of the monthly pattern!

CLASSES IN THE BASICS



Beginning Hand Appliqué


Instructor: Gloria  
Level: Beginner  
Cost: \$40  
Kit: Upon Request  
Pattern: Included

Date: Sat Sep. 19, 26.....10:00-12:00

For this class "beginning" means the ability to use scissors and perhaps to thread a needle! Gloria has put together an easy class for the "beginner-beginner"! She will cover the very basic techniques used to create templates, inside and outside curves and points, stems, leaves, and more.

Featherweight Care

Instructor: Gary  
Level: Beginner  
Cost: \$35  
Book: Optional  
Date: Sat Oct. 10.....2:00-5:00



Come and learn all about those little back wonders, the Featherweight! We will be taking them apart in order to learn how to keep them in tip-top sewing condition from their little bobbin cases to the belt on their fly wheel! If you have a featherweight that you love, this is the class for you!

Embroidery Basics

Instructor: Shirley  
Level: Beginner  
Cost: \$40  
Kit: Available  
Date: Thu Jul 9, 23.....10:00-12:00  
Second Class: Sat Oct 10, 24 2:00-4:00




Learn the basics of hand embroidery as you work on your project. This is a choose your own project class. Children are welcome as students, but must be accompanied by an adult.

S.E.W. Club (Software and Embroidery Workshop)

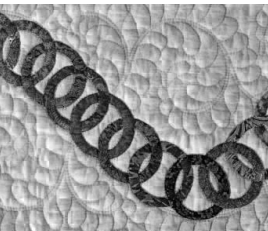
We have decided to combine our love of software and embroidery into ONE CLUB! We will meet on the second Wednesday of each month from 10-12 to explore some fun embroidery projects and some innovative software ideas. We want this to be YOUR club, so come and join us on Wednesdays. We will be discussing ideas for upcoming club meetings, so please come and give us your feedback and thoughts!

Hidden Star Sampler

Instructor: Jean  
Level: Beginner  
Cost: \$80  
Book: Required  
Date: Sat Jul 11, 25, Aug 8, Sep 5, 19, Oct 3, Oct 24, Nov 7  
Time: 2:00-5:00  
Date: Wed Jul 15, 22, Aug 12, 26, Sep 9, 23, Oct 14, 21  
Time: 6:00-9:00



The Hidden Star Sampler, by Applewood Farm Publications is an exciting new approach to learning the basics of quilt construction while making a gorgeous sampler quilt. This class will be an in-depth study covering the basics of quilting. After completing this 8-session class you will be ready to tackle just about anything!



Fine Hand Quilting

Instructor: Linda  
Level: Beginner  
Cost: \$35  
Kit: Available  
Pattern: Included  
Date: Sat Oct 17.....1:00-5:00

Are you intimidated by the very idea of hand quilting? Or perhaps you aren't satisfied with the size of your stitches? Learn from one of the best! This class is designed to help you in these areas and more. This will be a hands-on class with plenty of time for questions and problem-solving. We will spend time discussing how different types of fabrics, batts, needles, thimbles, etc. impact the ease and enjoyment of quilting.

OCTOBER

HIGH COUNTRY QUILTS  
4771 North Academy Boulevard  
Colorado Springs, CO 80918  
719/598-1312  
<http://www.hcquilts.com/>

SHOP HOURS

Monday through Saturday 9:30 a.m.-6:00 p.m., Closed Sundays



SUNDAY	MONDAY	TUESDAY	WEDNESDAY	THURSDAY	FRIDAY	SATURDAY
				1 Mystery Retreat Sew and Tell 11-1	2 Monthly Motifs 10-12 Sisterhood of Quilters 2-5	3 Block Party 2-5 Block of the Month 10-12 Ergonomically Correct! 10-11 Hidden Star #6 2-5
4 Shop Closed	5 Longarm Quilting #1 10-12 Quilts from the Heart 12-4	6 Bernina Decorative Stitching 10-12	7 Hand Embroidery Club 10-12 Brazilian Embroidery 1-3 Quilt Market	8 Quilt Market	9 Potholder Club 2-5 Jo's Club 10-1 Embellish It! 2-4 Quilt Market	10 Embroidery Basics #1 2-4 Sand Devils #3 10-12 Featherweight Class 2-5 Victorian Needlebox 1-5 Longarm Quilting #1 10-12
11 Shop Closed	12 Quilting Divas 10-2 Longarm Quilting #2 10-12 Intermediate Longarm 1-3	13 Bernina Embroidery #1 4-6 Bernina Embroidery #2 6-8	14 Bernina S.E.W. 10-12 Hidden Star #7 6-9 Bernina Stitch Manipulation 10-12	15 UFO 6-9 Software #1 4-6 Bernina Practical Stitching 6-8	16 Charm School 2-5	17 Radiant Wreath #1 2-5 Bernina General Info 10-12 Fine Hand Quilting 1-5 Wildflower #4 10-12 Faberge #3 2-5 Longarm Quilting #2 10-12
18 Shop Closed	19 Longarm Quilting #3 10-1 Quilting Divas 10-2	20 Bernina Demystifying Stabilizers 10-12	21 Hidden Star #8 6-9 Bernina Decorative Stitching 6-8	22 Quilting with Bernina 10-12 BSR Basics 1-2	23 Illusion Bargello 10-3	24 Radiant Wreath #2 2-5 Quilting with George 10-1 Embroidery Basics #2 2-4 Seams Raggy 10-3 Longarm Quilting #3 10-1 Hidden Star #7 3-6
25 Shop Closed	26 Quilting Divas 10-2	27 Operation Kid Comfort 12-5	28 Operation Kid Comfort 12-5	29	30 Crazy Quilt Class 10-1 Strip Club 2-5	31 Halloween Sale! Crazy Quilt 10-1 Crazy for Wool 10-12 Longarm Quilting #1 10-12





**HIGH COUNTRY QUILTS**  
4771 North Academy Boulevard  
Colorado Springs, CO 80918  
719/598-1312  
<http://www.hcquilts.com/>

**SHOP HOURS**

Monday through Saturday 9:30 a.m.–6:00 p.m., Closed Sundays

# SEPTEMBER

SUNDAY	MONDAY	TUESDAY	WEDNESDAY	THURSDAY	FRIDAY	SATURDAY
		Piercing Partners Board Meeting 9:30	Brazilian Embroidery 1-3 Hand Embroidery Club 10-12	Sew and Tell 11-1	Monthly Motifs 10-12 Sisterhood of aQuilters 2-5	Block of the Month 10-12 Hidden Star #4 2-5 Block Party 2-5
6 Shop Closed	7 <b>LABOR DAY</b> Shop Closed	Bernina Practical Stitching 10-12 Quilting with Bernina 4-6 BSR Basics 6-7	Bernina S.E.W. 10-12 Hidden Star #5 6-9	Software #4 1-3	Embellish It! 2-4 Crazy Quilt Jacket #1 10-1 Potholder Club 2-5 Jo's Club 10-1	12 Longarm Quilting #1 10-12 Intermediate Longarm 1-3 Silk Ribbon Brooch 10-1 Silk Ribbon Card 2-5
13 Shop Closed Boulder Bus - 21 seats	14 Longarm Quilting #2 10-12 Quilting Divas 10-2	Bernina Demystifying Stabilizers 6-8 Bernina Stitch Manipulation 6-8	Kurt & Your Bernina 10-5 Piecing Partners: 1:30-5	17 UFO 6-9 Piecing Partners: 10-5	18 Crazy Quilt Jacket #2 10-1 Charm School 2-5 Silk Ribbon Designs #1 2-5	19 Longarm Quilting #2 & #3 10-3 Hidden Star #5 2-5 Dragon Wing Coat #1 2-4 Wildflower Quilt #3 10-12 Beginning Hand Applique #1 10-12
20 Shop Closed	21 Longarm Quilting #3 10-1 Bernina General Info 10-12 Quilting Divas 10-2	Software #1 4-6 Bernina Decorative Stitching 6-8	Hidden Star #6 6-9 Bernina Embroidery #1 10-12 Bernina Embroidery #2 1-3	24	25 Silk Ribbon Designs #2 2-5 Crazy Quilt Jacket #3 10-1 Scrip Club 2-5 Crazy Quilt 10-1 Quilt-a-Fair	26 Crazy Quilt 10-1 Beginning Hand Applique #2 10-12 Dragon Wing Coat #2 2-4 Crazy for Wool 10-12 Quilt-a-Fair
27 Shop Closed	28 Quilting Divas 10-2	29 Mystery Retreat Operation Kid Comfort 12-5	30 Mystery Retreat			


## WEARABLES



### Dragon Wing Coat

Instructor: Billie  
Level: Advanced Beginner  
Registration: \$55  
Kit: Upon Request  
Pattern: Included  
Date: Sat Sep. 19, 26,..... 2:00-4:00

Create a gorgeous reversible garment using complementary rayon batik fabrics. The pattern features minimum seams, no fitting, and is quilted following a lovely surface design. You must be comfortable with basic garment construction, free-motion machine quilting, and familiar with your sewing machine.



### 2 Squares Make A Top

Instructor: Bonnie  
Level: Beginner  
Cost: \$35  
Kit: Upon Request  
Pattern: Magazine purchase required

Date: Fri Jul 24,..... 2:00-5:00  
Just two squares of fabric will make a bias top that's easy to sew and comfortable to wear. A simple pattern, fast cutting, quick sewing—you'll leave class with a finished top and inspiration to make several more!

### Heirloom Camisole

Instructor: Billie  
Level: Beginner/Advanced Beginner  
Cost: \$40  
Kit: Available  
Pattern: Included  
Date: Sat Jul 18, 25,..... 3:00-5:00

Sew a lovely camisole that can soften a classic jacket blazer or cardigan. It's practical, too, with princess seams and wide straps placed to hide foundation garments. Heirloom techniques include lace shaping, fancy bands, and decorative stitching. Experience with basic heirloom sewing is required.



### Turnabout Jacket

Instructor: Lilo  
Level: All Levels  
Cost: \$50  
Kit: Upon Request  
Pattern: Required  
Date: Sat Nov 7, 14,..... 10:00-3:00

One side is patchwork, one side is color blocked. Use your favorite fabrics. Comfy, slightly over-sized jacket has sewn-on sleeves, turn-up cuffs, roomy pockets and bias edge trim. Pattern has sizes 6-22.



### Crazy Quilt Jacket

Instructor: Moo  
Level: Advanced Beginner  
Cost: \$80  
Pattern: Included  
Date: Fri Sep 11, 18, 25,..... 10:00-1:00

Moo has done it again! Make this fun jacket using the crazy quilt technique and have a one of a kind jacket for these chilly Colorado spring nights. This would make a great addition to anybody's wardrobe!



### Stack and Whack Jacket

Instructor: Moo  
Level: Advanced Beginner  
Cost: \$65  
Book Required  
Pattern: Included  
Date: Tue Jun. 23, 30,.... 10:00-3:00

If you have been in the shop lately, you have noticed the beautiful jacket on one of our mannequins. Moo will teach you how to do the stack and whack technique, then will show you how to turn your kaleidoscope blocks into a beautiful jacket. Or, you may use your blocks to make a quilt if the jacket is not for you. So, if you have never had a chance to learn to "stack and whack", this is just the opportunity you have been waiting for.

## KIDS' KAMP

### Getting Started

Instructor: Pat  
Level: Beginner  
Cost: \$65—Pattern and snacks are provided!  
Date: Tue, Wed, Thu and Fri,  
Jul 28, 29, 30, 31..... 12:00-2:00

This class is for 10 years and older with little or no sewing experience. They will learn basic sewing skills, sewing machine skills, and construction while crating pajama pants and a pillowcase..



### Little Sew & Sews

Instructor: Peggy  
Level: Beginner  
Cost: \$55—Pattern and snacks are provided!  
Date: Tue, Wed, Thu and Fri  
Jul 28, 29, 30, 31..... 10:00-11:30

This class is for 8 and 9 year olds with little or no sewing experience. They will learn basic sewing machine and sewing skills while creating a darling skirt.

# FEATURED CLASSES

## Log Cabin jacket

Instructor: Moo  
Level: Advanced Beginner  
Cost: \$65  
Kit: Upon request  
Book: Required  
Date: Thu Aug 13, 20, 27.....10:00-1:00  
Moo is back to teach another one of her great reversible jackets! This one is based on the log cabin block and one side is done 'raggy style'!




## Sand Devils

Instructor: Karen  
Level: Intermediate  
Cost: Free with Kit purchase  
Kit & Pattern: \$200  
Date: Sat, Jul 11, Aug 8, Oct 10, Nov 28, Dec 12.....10:00-12:00  
Whirlwinds spin across the surface of this amazing paper pieced quilt designed by Judy Niemeyer. We have collected some of the most beautiful fabrics to make this stunning quilt and class is free with the purchase of our kit! Please join Karen and whip up some sand devils of your own!

## Baby Bargello

Instructor: Jean  
Level: Beginner  
Cost: Free with kit purchase (or \$45)  
Pattern: Included  
Date: Fri Jul. 24 .....10:00-1:00  
For those of you with a new baby, new grandbaby, or who just know of a friend with a special little one, we have found the perfect project for you. Inspired by a luscious grouping of Tonga Batiks, this is a great and simple project to show your love and affection.



## Faberge

Instructor: Jean  
Level: Intermediate  
Cost: Free with Kit Purchase  
Pattern: Included  
Date: Sat Jul 18, Aug 15, Oct 17  
Time: 2:00-5:00  
A stunning quilt featuring the Faberge Collection fabrics designed by Jinny Beyer creates the optical illusion of stair-stepping blocks. Finished size is approximately 52" x 57" making it a perfect throw for your sofa.



## Quilt of Stitches

Instructor: Fran  
Level: Advanced Beginner  
Cost: \$50  
Kit: Available  
Pattern: Included  
Date: Fri Jul 10, 24 .....2:00-5:00  
Use those sewing machine gorgeous decorative stitches with lovely threads to make a cozy quilt for keeping warm on cool nights. This colorful throw uses decorative stitches to coordinate a solid fabric with a print. Finished size: 70" x 53".



## Crazy Quilt

Instructor: Shirley  
Level: Advanced Beginner  
Cost: \$75  
Kit: Available, all you add is embellishments!  
Pattern: Included with calendar purchase  
Date: Fri Jun 19, Jul 31, Aug 28, Sep 25, Time: 10:00-1:00  
Date: Sat Jul 25, Aug 1, Sep 26, Oct 31, Nov 28, Dec 26 Time: 10:00-1:00

Have you ever wanted to make a crazy quilt but didn't know exactly where to start? Karen will help you put together the base for your crazy stitches and Shirley will show you how to embellish it with those lovely hand dyed ribbons and beads. When you add your own touches of charms, buttons and laces, this quilt becomes your very own. You should have a small bit of embroidery knowledge to take on this quilt.

## Happy Villages

Instructor: Sandra  
Level: Advanced Beginner  
Cost: \$45  
Kit: Upon request  
Book: Required  
Date: Sat Aug 1, 15.....10:00-1:00  
Use your imagination to create a one of a kind "village" using fun fabrics with a fusible or glue method, variegated cotton and/or rayon threads, tulle to cover the top, and free motion quilting. Finished size approximately 17" square. The fun is in the details!



## Radiant Wreath

Instructor: Pat  
Level: Advanced Beginner  
Cost: Free with Kit purchase  
Kit & Pattern: \$50  
Date: Sat Oct 17, 24.....2:00-5:00  
Radiant Wreath will be your new favorite holiday quilt. Make a special holiday quilt that's perfect as a throw or large wall hanging. A poinsettia wreath center is surround by pretty borders, the final one being pine trees.

# AUGUST

**HIGH COUNTRY QUILTS**  
4771 North Academy Boulevard  
Colorado Springs, CO 80918  
719/598-1312  
<http://www.hcquilts.com/>

## SHOP HOURS

Monday through Saturday 9:30 a.m.–6:00 p.m., Closed Sundays



SUNDAY	MONDAY	TUESDAY	WEDNESDAY	THURSDAY	FRIDAY	SATURDAY
						1 Block of the Month 10-12 Happy Villages #1 10-1 Crazy Quilt 10-1 Block Party 2-5
2 Shop Closed	3 Sidewalk Sale! 9-6 Quilts from the Heart 12-4	4 Piercing Partners Board Meeting 9:30	5 Hand Embroidery Club 10-12 Bernina Embroidery #1 1-3 Bernina Embroidery #2 4-6	6 Sew and Tell 11-1 Software #3 4-6	7 Silk Ribbon Beginnings #1 10-1 Quiltie Trio #1 10-1 Monthly Motifs 10-12 Sisterhood of Quilters 2-5	8 Sand Devils #2 10-12 Hidden Star #3 2-5
9 Shop Closed	10 Quilting Divas 10-2	11 General Info 4-6 Bernina Serger Beginnings 10-12 Bernina 3 Thread Techniques 1-3	12 Bernina S.E.W. 10-12 Bernina Practical Stitching 10-12 Hidden aStar #3 6-9	13 Software #1 10-12 Log Cabin Jacket #1 10-1	14 Embellish It! 2-4 Silk Ribbon Beginnings #2 10-1 Quiltie Trio #2 10-1 Colorsplash 10-3	15 Wildflower #2 10-12 French Braid 1-5 Faberge #2 2-5 Happy Villages #2 10-1
16 Shop Closed	17 Quilting Divas 10-2	18 Bernina Practical Stitching 10-12 Bernina Stitch Manipulation 1-3	19 Bernina Decorative Stitching 1-3 Piecing Partners: 1:30-5	20 Log Cabin Jacket #2 10-1 UFO 6-9 Piecing Partners: 10-5	21 Software #4 1-3 Cotton Theory #1 10-12 Charm School 2-5 Bobbie Aug Quilt-Aprisals 10-5	22 Off the Edge Workshop 10-4
23 Shop Closed	24 Quilting Divas 10-2	25 Bernina Demystifying Stabilizers 1-3 Operation Kid Comfort 12-5 Bernina Stitch Manipulation 10-12	26 Hidden Star #4 6-9 Quilting with Bernina 10-12 BSR Basics 1-2	27 Log Cabin Jacket #3 10-1 Bernina Stitch Manipulation 1-3	28 Crazy Quilt 10-1 Cotton Theory #2 10-12 Strip Club 2-5 Auction Preview & Reception 6-8	29 Crazy for Wool 10-12 Quilt-Auction 12 start
30 Shop Closed	31 Longarm Quilting #1 10-12 Quilting Divas 10-2					

HIGH COUNTRY QUILTS  
4771 North Academy Boulevard  
Colorado Springs, CO 80918  
719/598-1312  
http://www.hcquilts.com/


SHOP HOURS  
Monday through Saturday 9:30 a.m.–6:00 p.m., Closed Sundays



# JULY

SUNDAY	MONDAY	TUESDAY	WEDNESDAY	THURSDAY	FRIDAY	SATURDAY
			1 Hand Embroidery Club 10-12	2 Sew and Tell 11-1	3 Sisterhood of Quilters 2-5	4 INDEPENDENCE DAY! SHOP CLOSED
5 Shop Closed	6 Longarm Quilting #1 10-12 Quilts from the Heart 12-4	7 Christmas Table Runner #1 5-8 Bernina Decorative Stitching 6-8 P.P. Board Meeting 9:30	8 Bernina S.E.W. 10-12	9 Photo Transfer Class #1 10-1 Embroidery Basics #1 10-12	10 Reindeer Rhapsody 10-1 Whole Cloth Quilting 10-1 Software #1 10-12 Quilt of Stitches 2-5	11 Block of the Month 10-12 Block Party 2-5 Sand Devils #1 10-12 Longarm Quilting #2 10-12 Hidden Star #1 2-5
12 Shop Closed	13 All About Machine Quilting#1 3-5 Quilting Divas 10-2 Bernina General Info 10-12 Longarm Quilting #2 10-12 Intermediate Longarm 1-3	14 Bernina Demystifying Stabilizers 6-8 Bernina Stitch Manipulation 6-8	15 Hidden Star #1 6-9 Christmas Celebration #1 6-9 Piecing Partners: 1:30-5	16 Bernina Practical Stitching 2-4 UFO 6-9 Piecing Partners: 10-5	17 Reindeer Rhapsody #2 10-1 3 Fat Quarter Bib 10-1 Charm School 2-5	18 Heirloom Camisole #1 3-5 Holiday Bells 10-3 Wildflower #1 10-12 Faberge #1 2-5 Bernina Embroidery #1 2-4 Bernina Embroidery #2 4-6
19 Shop Closed	20 All About Machine Quilting #2 3-5 Longarm Quilting #3 10-1 Quilting Divas 10-2	21 Fun Coasters 10-12 General Info 10-12 Christmas Table Runner #2 5-8 General Info 6-8	22 Hidden Star #2 6-9 Christmas Celebration #1 6-9 Stained Glass Window 10-3 Bernina Decorative Stitching 10-12	23 Photo Transfer Class #2 10-1 Software #2 4-6 Bernina Practical Stitching 6-8 Embroidery Basics #2 10-12 Kurt & Your Bernina 10-5	24 Baby Bargello 10-1 Whole Cloth Quilt #2 10-1 Quilt of Stitches #2 2-5 2 Squares make a Top 2-5	25 Crazy Quilt 10-1 Heirloom Camisole #2 3-5 Hidden Star #2 2-5 Crazy for Wool 10-12 Software #1 10-12 Longarm Quilting #3 10-1
26 Shop Closed	27 All About Machine Quilting #3 3-5 Quilting Divas 10-2	28 Little Sew n Sews 10-11:30 Getting Started 12-2 Operation Kid Comfort 2-5	29 Little Sew n Sews 10-11:30 Getting Started 12-2 Bernina Stitch Manipulation 10-12	30 Little Sew n Sews 10-11:30 Getting Started 12-2 Quilting with Bernina 10-12 BSR Basics 1-2	31 Little Sew n Sews 10-11:30 Getting Started 12-2 Crazy Quilt 10-1 Strip Club 2-5	

## RETURNING FAVORITES



### Illusion Bargello

Instructor: Jean  
Level: Beginner  
Cost: \$45  
Kit: Available  
Pattern: Included  
Date: Fri Oct 23.....10:00-3:00  
Make this fascinating quilt from strip pieced panels that evolve into a colorful piece of art.You'll love the intricate design that creates dimension and "movement." Choose throw size 62" x 69" or queen size 110" x 124".

### Quilted Letters

Instructor: Jean  
Level: Beginner  
Cost: \$50  
Kit: Available  
Pattern: Included  
Date: Sat Nov 14, 28.....2:00-5:00  
Tis the season for holiday gift giving. And what a perfect technique to use for these and many other special occasions.You will find that making your own bias tape is not difficult, and the results are definitely worth the extra time it takes. Jean will guide you through all of the ins and outs of creating your own very personal Celtic masterpiece. Sure to please all the special "someones" on your list.



### Cotton Theory-Rooster Table Runner

Instructor: Jean  
Level: Beginner  
Cost: \$35  
Book: Required  
Date: Fri Aug 21, 28 .....10:00-12:00  
Cotton Theory quilting is a "quilt as you go" technique that is very eye-catching.You will learn to achieve a 3-dimensional pinwheel design with very little effort. If you haven't tried the Cotton Theory technique, you are in for a very fun surprise. Join Jean as she teaches you all of the basic techniques that you will need to know to complete any one of the many Cotton Theory projects. In class you may work on the placemat or the table runner project.



### Seams Raggy

Instructor: Jean  
Level: Beginner  
Cost: \$45  
Kit: Available  
Pattern: Included  
Date: Sat Oct 24.....10:00-3:00  
Back by popular demand! Seams Raggy is a simple rag quilt constructed of just one basic block and lots of warm and fuzzy flannels.The throw size is perfect for kids, dorm rooms, or just for lounging.We have several bundles put together for you to choose from; you won't be able to resist.This is a great beginner project, or for the experienced quilter who needs a quick project or gift. Come and join the fun.



### Colorsplash Trip around the World

Instructor: Jean  
Level: Beginner  
Cost: \$45  
Kit: Available  
Book: Required  
Date: Fri Aug 14.....10:00-3:00  
This quick method of cutting and sewing gives you the opportunity to construct a uniquely beautiful quilt in a very short period of time.The quick method combined with the popular "watercolor" look creates a breathtaking design that receives rave reviews! Fabric kits are available, but you may pick your own fabrics.We'll help if you want us to. Please allow a minimum of two hours to choose the fabrics (three to four hours is more realistic).The quilt is totally rotary cut and machine sewn. Previous rotary cutting and machine piecing experience required.We assume you have basic quilt making skills.



### Victorian Needlebox

Instructor: Judy  
Level: Beginner  
Cost: \$45  
Pattern: Templates Included  
Date: Sat Oct 10.....1:00-5:00  
Beautiful tools are one of my passions.I feel wonderful when I use a well-crafted pair of scissors, or a hand-made anything. Keeping these lovely things in this little Victorian Needle Box seems so appropriate, that I couldn't resist.The box is easy to make with very little sewing. I came up with a few little modifications for mine, and, of course, I had to use beautiful fabrics.You will treasure yours as much as I do mine, and will have a very satisfying afternoon crafting this little jewel of a needle box.

### A Day with Helen Gibb

A Day with Helen Gibb  
Instructor: Helen Gibb  
Cost: \$50.00 each class  
Kit: Required  
Pattern: Included in kit  
Date: Sat, Sep 12....10-5



Inspired by vintage ribbon work from the 1920's, Helen has brought back the skills to create lovely ribbon embellishments. She'll teach two separate classes.The morning class is a beautiful brooch and the afternoon class is a pretty Victorian postcard. Start your own "creative journey into the world of elegant ribbon work."

### Kurt and your Bernina

Date: Thu Jul 23.....10:00-5:00  
Wed Sep 16.....10:00-5:00  
Wed Nov 4.....10:00-5:00  
Don't want to give up your machine but know it needs a cleaning or tune up? Kurt, our Bernina Technician, will be here all day to tune up your machine while you wait! Please call in advance to find out details and make your appointment with Kurt.



# QUILTING

## Longarm Quilting

Cost: \$150  
Instructor: Rita  
Level: Beginner  
Dates: Mon Jun 1, 15, 22.....10:00-12:00  
Sat Jun 6, 13, 20.....10:00-12:00  
Mon Jul 6, 13, 20.....10:00-12:00  
Sat Jun 27, Jul 11, 25.....10:00-12:00  
Mon Aug 31, Sep 14, 21,.....10:00-12:00  
Sat Sep 12, 19.....10:00-12:00, 10:00-3:00  
Mon Oct 5, 12, 19.....10:00-12:00  
Sat Oct 10, 17, 24.....10:00-12:00  
Mon Nov 2, 9, 16.....10:00-12:00  
Sat Oct 31, Nov 7, 21.....10:00-12:00  
Mon Nov 23, 30, Dec 7.....10:00-12:00

If you want to quilt those tops you have completed, are thinking of purchasing a machine for quilting, or just want to learn how a longarm works, this is a great class to take. Rita Arnson, local professional, will instruct you in everything from the differences in thread to what to look for in a pantograph! You will learn everything you need to know to run a longarm and be "certified" to rent hours after class completion. The classes are three sessions of two hours each and include two hours of "homework" on our APQS Millennium longarm which you can schedule at your convenience. What a great way to get those tops quilted!



## Intermediate Longarm


Instructor: Rita  
Cost: \$60  
Level: Advanced Beginner  
Dates: Sat Jun. 13.....1:00-3:00  
Mon Jul. 13.....1:00-3:00  
Sat Sep 12.....1:00-3:00  
Mon Oct 12.....1:00-3:00  
Sat Nov 7.....1:00-3:00

Expand your longarm quilting horizons! Rita will cover the extension table, using rulers and the micro-drive. These essential professional techniques will enhance your longarm experience.

## Whole Cloth Quilt


Instructor: Moo  
Level: Advanced Beginner  
Cost: \$50  
Kit: Upon request  
Book: Required  
Date: Fri Jul 10, 24.....10:00-1:00

Have you always wanted to make a whole cloth quilt but didn't know exactly where to start? Moo has put together this lovely quilt that would be a shining star in anybody's quilt collection!




## Quilting with George

Instructor: Jean & Karen  
Level: Beginner  
Cost: \$50  
Date: Sat Jun 13..10:00-1:00  
Second Class:  
Sat Oct 24.....10:00-1:00



You've asked for classes on George, so how could we refuse? George is the longarm quilting machine in a desk. Use your established free-motion quilting skills on a true twenty-inch deep longarm. Free yourself from the constraints of quilting on a home machine and discover how easy it is to finish your quilts! We expect you to have some free-motion experience for this class, because we're going to concentrate on using George and doing as much stitching as we can! Class size will be limited to just three or four students so everyone gets maximum time with our new best friend. Bring a small quilt-top, batting and backing (no larger than crib size; about 40" by 50" please).



## All About Machine Quilting

Instructor: Jean & Karen  
Level: Beginner  
Cost: \$60  
Book: Optional

Date: Mon Jul 13, 20, 27.....3:00-5:00  
Second Class: Sat Dec 5, 12, 19.....10:00-12:00

Finish those projects! Machine quilting makes fast and easy work of finishing quilts, quilted clothing, placemats, table runners, wall quilts, etc. Based on Harriet Hargrave's book, Heirloom Machine Quilting, our Machine Quilting class covers basic machine quilting, your machine's walking foot (even-feed foot), and free-motion quilting. We also cover how to deal with handling a full-size quilt on your domestic machine using techniques from Marti Michell's book Machine Quilting in Sections.

## Off The Edge Workshop

Instructor: Mari-Lee Seei  
Level: Beginner and up  
Cost: \$80 Lunch included  
Date: Sat Aug 22.....10:00-4:00

Longarm quilters, we have something special for you! We've bought all these rulers—now what? Different colors, shapes and sizes that promise to make quilting fun and easy. Come find out how to set up a workspace for ruler work and how to use these terrific tools. Trying to decide what "good basics" you need? We'll go over which rulers are always on the job finishing customer quilts. Bring your questions and imagination! This class is not brand or company specific.



# BERNINA SOFTWARE



## Software #1 (Getting Started)

Instructor: Natalie  
Level: Beginner  
Cost: \$50 (Class fee is waived for software purchased at HCQ or Sew Bernina)  
Wed Jun 3.....10-12  
Sat Jul 25.....10-12

Thu Aug 13.....10-12  
Tue Sep 22.....4-6  
Thu Oct 15.....4-6

This class will get you on your way to using the Artista and Aurora software and is the prerequisite for all the Bernina software classes. Open to users of Art Link, Editor Lite, Editor Plus, and Designer Plus.

## Software #2 (Lettering)

Instructor: Natalie  
Level: Advanced Beginner  
Cost: \$50 (Class fee is waived for machine purchased at HCQ or Sew Bernina)  
Wed Jun 17.....10-12  
Thu Jul 23.....4-6

This is a how-to class on using the lettering feature of the artista Software. Must have completed the Software 1 class before taking this class. This class is one of the prerequisites for the Software 4 class. It is open to users of Editor Lite, Editor Plus, and Designer Plus.



## Software #3 (Modifying Designs)

Instructor: Natalie  
Level: Advanced Beginner  
Cost: \$50 (Class fee is waived for machines purchased at HCQ or Sew Bernina)  
Thu Aug 6.....4-6

Learn how to modify your designs using the Bernina Software. Must have completed the Lettering class before taking this class. This class is one of the prerequisites for the Automatic and Manual Digitizing Artista Software class.



## Software #4 (Automatic and Manual Digitizing)

Instructor: Natalie  
Level: Intermediate  
Cost: \$50 (Class fee is waived for Bernina purchased at HCQ or Sew Bernina)  
Fri Aug 21.....1-3  
Thu Sep 10.....1-3

You'll learn to digitize designs using the automatic and manual features of the Bernina Software. Must have completed the Modifying Designs class before taking this class.




## BSR Basics

Instructor: Staff  
Level: Intermediate  
Class Fee: \$50 (Class fee is waived for machines purchased at HCQ or Sew Bernina)  
Workbook: Required

Thu Jun 11.....1-2  
Thu Jul 30.....1-2  
Wed Aug 26.....1-2  
Tue Sep 8.....6-7  
Thu Oct 22.....1-2  
Wed Nov 11.....4-6  
Tue Dec 8.....10-11

Our BSR Basics class is for owners of machines with BSR capabilities. The patented BERNINA Stitch Regulator (BSR) automatically ensures equal stitch lengths when sewing and quilting at variable speeds. You'll learn how to take advantage of the BSR for improved sewing and quilting. You'll need to bring your machine to this class as well as your "Mastering Your Bernina Workbook." Must have completed all the Artista Software classes before taking this class.



## Quilting with Bernina

Instructor: Staff  
Level: Intermediate  
Class Fee: \$50 (Class fee is waived for machine purchased at HCQ or Sew Bernina)  
Workbook: Required

Thu Jun 11.....10-12  
Thu Jul 30.....10-12  
Wed Aug 26.....10-12  
Tue Sep 8.....4-6  
Thu Oct 22.....10-12  
Wed Nov 11.....1-3  
Tue Dec 8.....12-2

If you'd like to optimize your quilting capabilities on your Bernina—this class will do it! You'll get acquainted with the foot attachments and techniques that will allow you to quilt on your Bernina with ease and skill. This class is open to all Bernina machine owners. You'll need to bring your machine to this class as well as your "Mastering Your Bernina Workbook."





## MACHINE EMBROIDERY



### Demystifying Needles, Threads & Stabilizers:

Instructor: Staff  
Level: Beginner  
Cost: \$50 (Class fee is waived for machines purchased at HCQ or Sew Bernina)  
Workbook: Required

Thu Jun 4.....1-3  
Tue Jul 14.....6-8  
Tue Aug 25.....1-3  
Tue Sep 15.....6-8  
Tue Oct 20.....10-12  
Tue Nov 3.....6-8  
Wed Dec 9.....2-4

Stabilizers, Needles, and Threads, OH MY! Don't worry—you'll get great know-how on these items in this class so there's no more mystery. This class is open to all machine owners. This class is lecture only and no machine is necessary. Remember to bring your "Mastering Your Bernina Workbook." Please note that this class is the prerequisite for all Aurora and Artista Embroidery classes.


### Embroidery #2

Instructor: Staff  
Level: Adv. Beginner  
Cost: \$50 (Class fee is waived for machines purchased at HCQ or Sew Bernina)  
Tue Jun 23.....6-8  
Sat Jul 18.....4-6  
Wed Aug 5.....4-6  
Wed Sep 23.....1-3  
Tue Oct 13.....6-8  
Wed Nov 18.....1-3  
Wed Dec 16.....1-3

In the Embroidery #2 class you'll learn all about embroidering letters of the alphabet and making monograms using your Bernina embroidery module and accessories. Please bring your Bernina 165E to 730E series machine and the embroidery module and accessories to this class. Please note that you must have completed all the Sewing Features classes and Demystifying Stabilizers class before taking this class.



You'll get started on using your Bernina embroidery module and accessories and learn the basics of machine embroidery in this class. Please bring your Bernina embroidery machine and the embroidery module and accessories to this class (The EC on PC class has been combined in Software #1 for 440/430 embroidery machines). Please note that you must have completed all the Sewing Features classes and Demystifying Stabilizers class before taking this class. This class is the prerequisite for the Embroidery #2 (Alphabet Antics) class.



### Embroidery #1

Instructor: Staff  
Level: Beginner  
Cost: \$50 (Class fee is waived for machines purchased at HCQ or Sew Bernina)  
Tue Jun 23.....4-6  
Sat Jul 18.....2-4  
Wed Aug 5.....1-3  
Wed Sep 23.....10-12  
Tue Oct 13.....4-6  
Wed Nov 18.....10-12  
Wed Dec 16.....10-12

## SERGERS

### Serger Beginnings

Instructor: Billie  
Level: Beginner  
Cost: \$50 (Class fee is waived for machines purchased at HCQ or Sew Bernina)  
Tue Aug 11.....10-12


This class will teach you all the basics of using your Bernina Serger including threading and overlock stitching. Please bring your Bernina Serger model 700D to 1300MDS series machine, accessories and "Mastering Your Bernina Serger Workbook" to this class. This class is the prerequisite for the 3-Thread Techniques Serger class.



### Three Thread Techniques

Instructor: Billie  
Level: Advanced Beginner  
Cost: \$50 (Class fee is waived for machines purchased at HCQ or Sew Bernina)  
Tue Aug 11.....1-3

This class covers two and three thread techniques such as flatlocking, rolled hems, and specialty presser feet for your Bernina Serger model 700D to 1300MDS series. Please bring your machine, accessories and "Mastering Your Bernina Serger Workbook" to the class.



## TECHNIQUES





### Photo Transfer

Instructor: Pat  
Level: Advanced Beginner  
Cost: \$50  
Pattern: Included  
Date: Thu Jul 9, 23.....10:00-1:00

Transfer your favorite photos onto fabric for quilt blocks, tote bags, and more. This process opens the door to beautiful, memory-filled gifts or treasures for you.

### Stained Glass Window

Instructor: Moo  
Level: Advanced Beginner  
Cost: \$50  
Kit: Upon request  
Book: Required  
Date: Wed Jul 22.....10:00-3:00  
Translate the art of stained glass into a fabric wall hanging that will draw many compliments. Deep hued colors and pre-made fusible tape make this an easy yet elegant gift.




### French Braid

Instructor: Karen  
Level: Beginner  
Cost: \$80  
Kit & Pattern: Included (Lap quilt top and binding, you supply backing and batting)  
Date: Sat Aug 15.....1:00-5:00

Karen will help you put together those wonderful bright Tonga batiks in a quilt as you go project that is sure to be a hit! The quilt measures 49" by 58", just right for a throw or generous wall quilt.

### Painless Paper Piecing


Instructor: Karen  
Level: Beginner  
Cost: \$35  
Pattern: Included  
Date: Sat Nov 28.....2:00-5:00



Let Karen show you the 'easy' way to paper piece! Once you learn the freezer paper piecing method, you will never go back to regular paper piecing. In this class you may choose among 3 little holiday projects which will make wonderful little hostess gifts or keep them for yourself! "Painless paper piecing"

### Quiltie Trio

Instructor: Pat  
Level: Advanced Beginner  
Cost: \$50  
Kit: Available  
Pattern: Included  
Date: Fri Aug 7, 14.....10:00-1:00  
A fun and easy "quilt as you go" pattern by G.E. designs. Pick one of three variations to work on in class, and you will learn everything you need to know to do all three at home. Remember, the great thing about this technique is that when you are finished sewing your project together, you are also done with your quilting!



## ADDITIONAL CLASSES



### 3 Fat Quarter Baby Bib

Instructor: Karen  
Level: Beginner  
Cost: \$35  
Pattern: Included  
Date: Fri Jul 17 .....10:00-1:00

This reversible bib is so easy to put together and because of the freezer paper pattern, no pins are needed! You will want to do several for the babies in your life and what a great way to practice your binding techniques!



### Ergonomically Correct!

Instructor: Dr. Kristen Kells (Freedom Chiropractic)  
Cost: \$10 (Includes \$5.00 off coupon)  
Level: Lecture on Ergonomic tips  
Dates: Sat Oct 3.....10:00-11:00

Engrossed in our sewing, we often forget to treat our bodies with a little extra care that can help us avoid those aches and pains. Dr. Kells brings her expertise to share about the proper ergonomic set-up for sewing areas.

### Operation Kid Comfort

Cost: No Charge  
Level: Volunteer-Quilts for children of deployed military parents  
Dates: Last Tuesday of Month. 12:00-5:00

Join us for rewarding volunteer work to make quilts and pillowcases for children of deployed military parents. Donated fabric and supplies complete quilts and pillowcases that showcase photo transfer blocks. Bring your sewing machines and creativity! Remember this project when "thinning out" your fabric stash!!



## CHRISTMAS IN JULY



### Christmas Celebration

Instructor: Karen  
Level: Advanced Beginner  
Cost: \$45  
Pattern: Required  
Kit: Available  
Date: Wed Jul 15, 22.....6:00-9:00

You'll hear choruses of "oohs and aahs" when you place this gorgeous paper-pieced skirt under your Christmas tree! Another special Judy Niemeyer project that, combined with Karen's painless paper piecing method, warms us up for the coming holiday season.


### Fun Coasters

Instructor: Charmaine  
Level: Beginner  
Cost: Free with pattern purchase  
Pattern: Required  
Date: Tue Jul 21.....10:00-12:00  
Second Class: Fri Dec. 4.....10:00-12:00  
What a great gift idea! You will be able to make these fun little coasters for everyone on your gift list, but don't forget to keep a set for yourself!



### Christmas Table Runner-Peeled Back Style!


Instructor: Cheryl  
Level: Advanced Beginner  
Cost: \$50  
Kit: Upon Request  
Pattern: Included  
Date: Tue Jul 7, 21.....5:00-8:00  
Get a head start on your holiday gift sewing or make one to match your decor! This fun and easy to piece table runner features the peeled back fabric curves technique that adds a special flair. Finished size is 28" x 41".



### Reindeer Rhapsody

Instructor: Jean  
Level: Beginner  
Cost \$50  
Pattern: Included  
Date: Fri Jul 10, 17 .....10:00-1:00

Delight your family and guests with this charming fusible appliqué and piecing table runner. Included are patterns for placemats and a mantel scarf. Table runner finished size is approximately 14"x 59".



### Holiday Bells

Instructor: Moo  
Level: Advanced Beginner  
Cost: \$50  
Kit: Upon Request  
Pattern: Included  
Date: Sat Jul 18.....10:00-3:00  
Stitch up a striking stained glass style holiday wall hanging with some of our sparkling new seasonal fabrics. It would make a thoughtful gift for a favorite friend or relative. Finished size is 27" square.



### Mystery Retreat

Cost: \$250  
Date: Tue, Wed, Thu Sep 29, 30 Oct 1

We have chosen a great Mystery Quilt project that is sure to be a hit. You will enjoy three days and two nights at the Hideaway Lodge, just minutes away from Colorado Springs. Meals are prepared and served to us and with just two to a room, the accommodations are perfect. Imagine, three days of nothing but eat, sleep, and sew; what could be better!

## DATES TO REMEMBER

Jun 26, 27, 28.....Shop Hop!  
Jul 4.....Independence Day! (Shop Closed)  
Aug 3.....Sidewalk Sale!  
Aug 21.....Bobbie Aug Quilt Appraisals  
Aug 28.....Auction Preview & Reception  
Aug 29.....Auction in the Courtyard  
Sep 7.....Labor Day (Shop Closed)  
Sep 13.....Boulder Bus Trip  
Sep 25, 26.....Quilt a Fair  
Sep 29, 30 & Oct 1.....Mystery Retreat  
Oct 31.....Halloween Sale!

Nov 21.....T-N-T!  
Nov 25.....Thanksgiving Eve (Shop Closes at 2:00)  
Nov 26.....Thanksgiving Day (Shop Closed)  
Dec 6.....After Market Party  
Dec 9.....Husbands Shopping Night  
Dec 24.....Christmas Eve (Shop Closes at 2:00)  
Dec 25.....Christmas Day (Shop Closed)  
Dec 31.....New Year's Eve (Shop Closes at 5:00)  
Jan 1.....Ring in the New Year! Sale  
Spring 2010.....Quilt Cruise-Save your pennies!!

## MASTERING YOUR BERNINA CLASSES



### General Information:

Instructor: Staff  
Level: Beginner  
Class Fee: \$50 (Class fee is waived for machines purchased at HCQ or Sew Bernina)  
Workbook: Required  
Thurs Jun 4.....4-6  
Sat Jun 20.....10-12

Tue Jul 21.....10-12 & 6-8  
Tue Aug 11.....4-6  
Mon Sep 21.....10-12  
Sat Oct 17.....10-12  
Fri Nov 13.....10-12  
Tue Dec 15.....10-12

The General Information class will give you a beginning introduction to using all current Bernina machine models. You'll need to bring your machine to this class as well as your "Mastering Your Bernina Workbook." Please note that this class is the prerequisite for all Bernina classes (except for Serger classes).

### Practical Stitching:

Instructor: Staff  
Level: Beginner  
Class Fee: \$50 (Class fee is waived for machines purchased at HCQ or Sew Bernina)  
Workbook: Required  
Tue Jun 9.....6-8  
Thu Jun 25.....10-12  
Thu Jul 16.....2-4  
Thu Jul 23.....6-8  
Wed Aug 12.....10-12  
Tue Aug 18.....10-12  
Tue Sep 8.....10-12  
Thu Oct 15.....6-8  
Tue Nov 10.....2-4  
Thurs Dec 17.....10-12

In this class you will learn how to set up your machine for basic stitches, buttonhole stitching, and other regular stitches for everyday use and get some practice with these stitches. You'll need to bring your machine to this class as well as your "Mastering Your Bernina Workbook." Must have completed the General Information class before taking this class. For all current Bernina models.



### Decorative Stitching:

Instructor: Staff  
Level: Beginner  
Class Fee: \$50 (Class fee is waived for machines purchased at HCQ or Sew Bernina)  
Workbook: Required  
Tue Jun 16.....6-8  
Tue Jun 30.....10-12

Tue Jul 7.....6-8  
Wed Jul 22.....10-12  
Wed Aug 19.....1-3  
Tue Sep 22.....6-8  
Tue Oct 6.....10-12  
Wed Oct 21.....6-8  
Tue Nov 10.....6-8  
Thu Dec 17.....1-3

You'll learn all about decorative stitching on your Bernina and get some practice, too. You'll need to bring your machine to this class as well as our "Mastering Your Bernina Workbook." Must have completed the General Information class before taking this class. For all Current Bernina Models.

### Stitch Manipulation:

Instructor: Staff  
Level: Beginner  
Cost: \$50 (Class fee is waived for machines purchased at HCQ or Sew Bernina)  
Workbook: Required  
Tue Jun 2.....1-3  
Thu Jun 25.....1-3  
Tue Jul 14.....6-8  
Wed Jul 29.....10-12  
Tue Aug 18.....1-3  
Thu Aug 27.....1-3  
Tue Sep 15.....6-8  
Wed Oct 14.....10-12  
Tue Nov 3.....6-8  
Tue Dec 15.....1-3

You'll learn all about decorative stitching on your Bernina and get some practice, too. You'll need to bring your machine to this class as well as your "Mastering Your Bernina Workbook." Must have completed the General Information class before taking this class. For all current Bernina models.



### Bobbie Aug Quilt Appraisals

Date: Fri Aug 21.....10:00-5:00  
Class: Quilt Appraisal Day  
Instructor: Bobbie Aug  
Date: Fri Aug 21 (Call store for appointment)

Have you always wondered about the actual value of your favorite quilt creation or a vintage quilt handed down through your family? Renowned quilt appraiser and historian Bobbie Aug brings her expertise to HCQ for a day of appraisal appointments. Appraisal Day is scheduled one week before HCQ's Quilt Auction so you can have quilts appraised before the sale. Please call to reserve your time slot.



**HIGH COUNTRY QUILTS**  
4771 North Academy Boulevard  
Colorado Springs, CO 80918  
719/598-1312  
<http://www.hcquilts.com/>

**SHOP HOURS**

Monday through Saturday 9:30 a.m.–6:00 p.m., Closed Sundays

# JUNE

SUNDAY	MONDAY	TUESDAY	WEDNESDAY	THURSDAY	FRIDAY	SATURDAY
	1 Longarm Quilting #1 10-12 Quilts from the Heart 12-4	2 Bernina Stitch Manipulation 1-3	3 Software #1 10-12 Hand Embroidery Club 10-12	4 Sew and Tell 11-1 Bernina Demystifying Stabilizers 1-3 General Info 4-6	5 Crazy Quilt #6 10-1 Sisterhood of Quilters 2-5	6 Longarm Quilting #1 10-12 Block of the Month 10-12 Wildflower Quilt #6 2-4 Block Party 2-5
7 Shop Closed	8 Quilting Divas 10-2	9 Sand Devils #6 6-8 Bernina Practical Stitching 6-8	10 Bernina S.E.W. 10-12	11 Quilting with Bernina 10-12 BSR Basics 1-2	12	13 Quilting with George 10-1 Longarm Quilting #2 10-12 Intermediate Longarm 1-3
14 Shop Closed	15 Longarm Quilting #2 10-12 Quilting Divas 10-2	16 Bernina Decorative Stitching 6-8	17 Software #2 10-12 Piecing Partners: 1:30-5	18 UFO 6-9 Piecing Partners: 10-5	19 Strip Club goes to Charm School 2-5 Crazy Quilt 10-1	20 Crazy for Wool 10-12 Longarm Quilting #3 10-1 Crazy Quilt #6 9:30-12:30 General Info 10-12
21 Shop Closed	22 Longarm Quilting #3 10-1 Quilting Divas 10-2	23 Stack & Whack Jacket #1 10-3 Bernina Embroidery #1 4-6 Bernina Embroidery #2 6-8	24 Piecing Partners Workshop DHS quilts	25 Bernina Practical Stitching 10-12 Bernina Stitch Manipulation 1-3	26 SHOP HOP 9-6	27 Longarm Quilting #1 10-12 SHOP HOP 9-6
28 SHOP HOP 12-5	29 Quilting Divas 10-2	30 Bernina Decorative Stitching 10-12 Stack & Whack Jacket #2 10-3 Operation Kid Comfort 12-5				