



HIGH COUNTRY QUILTS
4771 North Academy Boulevard
Colorado Springs, CO 80918
719/598-1312

<http://www.hcquilts.com/>

SHOP HOURS
Monday through Saturday 9:30 a.m.–6:00 p.m.
Closed Sundays

PRESORT
FIRST CLASS
U.S. POSTAGE

PAID
PERMIT NO. 623
Colorado Springs, CO

Conveniently Located...
Behind Denny's at the southeast corner of
Academy and Flintridge

Bernina at High Country Quilts—Grand Opening Events
Sunday, September 30th —reception at High Country Quilts from 2:00-5:00
Monday, Oct 1 and Tues Oct 2, the fun continues!
We will include Refreshments, Door Prizes and a grand prize drawing for
a brand new Bernina Sewing Machine!

Dates to Remember

Sep 3.....Labor Day (shop closed)
Sep 1-Oct 27.....Quilt display at Pioneers Museum
Homecoming.....Sunday, Sep 16
Bernina Grand Opening.....Sunday Sep 30, Oct 1 & 2
Quilt Affair.....Sep 21 & 22
Quilter's Getaway.....Oct 16, 17, & 18
Halloween Sale.....Oct 31
Thanksgiving.....Nov 22 (shop closed)
After Market Party.....Sunday, Dec 2
Christmas Day.....December 25 (shop closed)
New Years Day.....Jan 1 (shop closed)

• Newsletter & Class Schedule for High Country Quilts • Fall 2007 •



What's New? at High Country Quilts?

Ready or not, fall is here! A most beautiful time of the year with all the colorful foliage we see around our fair city. Some of us have gotten a head start on our Christmas projects while others of us are still in the planning stages! We have been very busy here at HCQ and the 3 of us are off to a new adventure! High Country Quilts has acquired the Sew Bernina dealership and will become a full service sewing center. We are so excited! We will be offering some wonderful basic sewing technique classes, machine embroidery classes and specialty classes as well. Come join us for our grand opening on September 23rd and meet all the lovely ladies from Bernina.

King Tut has arrived! We are carrying large thread cones that are perfect for machine quilters. You say you don't need a large cone? Then maybe the new 50 weight Mettler Blendables are just for you!

Calling all HCQ alumni! We are clearing the walls to display quilts from classes that have been offered at High Country Quilts over the years! If you have an oldie but goodie or one you finished last week, bring it in with the class and year it was offered (we can help with dates), then on September 16th, we will host a reception for all exhibitors.

The 2nd annual Quilter's Get-away is planned for October 16th through 18th, so call up a couple of girl friends and join us for a great 3 days!

Our Halloween sale was so fun last year we decided to do it again. Everything in the store will be 15% off. Come in costume and we'll 'scare' up an extra 5% off!

We are planning our After Market Party for December 2nd this year. The store will be transformed with all the latest and greatest brought back from market. Please sign up early for this special reception. Space is limited!

There are some great new clubs starting in January. On "Wooly Wednesday", quilters can discover all the great things you can make using wool. Do you love the 30's prints? If so, the Basket Club is your kind of club! Make a different basket block each month using our kit or provide your own favorite fabric. At the end of the year, you'll have a great quilt! Do you like to cook? The Potholder Club will make a potholder a month and enjoy a new recipe as they sew!

We also have some wonderful teachers joining the HCQ family! Along with those great teachers from Sew Bernina, Billie, Fran, Johanna, Pat, Pattie and Sonja Chin, Moo McDermit from Omega's will be sharing some great new techniques with us!

We want to take this time to thank all of our loyal customers. We know that without you, our success would not be possible so take a well deserved moment for yourself and come see what we have to offer over the up coming months.

Jean, Karen & Natalie

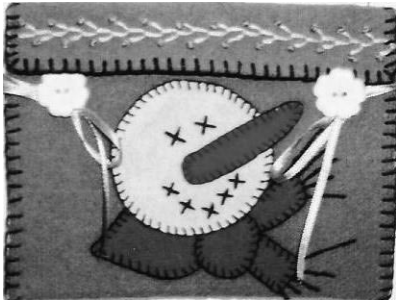
Clubs

Clubs continue to comprise more and more of our calendar. If you are looking for a great way to make new friends that share your interest in quilting and sewing, this is for you. Each of our clubs is a little bit different, so there is sure to be something for everyone. We will have samples from each of our clubs available, so stop in and browse. We are very happy to help you find the perfect fit!



Charm School

Have you ever been tempted by those wonderful little 5x5 inch squares? We sure have! That's why we decided to open a 'Charm School' right here at High Country Quilts! We have picked out some great little projects that can be completed using charm squares. For the monthly club cost of \$20, you will receive a pack of these 5x5 wonders along with a new pattern.



Woolie Wednesdays

Wool has become such a popular medium; we decided to offer a club which will give you the opportunity to create some fun mini projects. For each month of the year we will work on a themed project from simple pin cushions to fancier penny rugs. Kits, which include wool and pattern, will be offered monthly for under \$10 a project. Hope you join us!



Basket-a-month Month Club

The fabrics of the 1930's are so fun and cheerful. Join us each month as we recreate basket blocks that are sure to add an old fashioned, yet charming addition to your quilt collection.

Friday Afternoon Strippers

(Come and Sew)
Friday Afternoon Strippers (come and sew) is still very popular and welcomes all interested strippers. We meet once a month to make quilts from 2 1/2" strips of fabric. There are always plenty of pre-cut strip bundles available for purchase, or you may bring your own strips. A different pattern will be featured each month to help you use those strips! Class cost is FREE with featured monthly pattern purchase.



Potholder Club

Everyone can use some new potholders! We found a sweet little pattern and decided it would be fun to make some. We will provide the pattern and fabric along with a new recipe each month.

Special Events



Halloween Day Sale

Come and join us for some "witches brew" (hot apple cider) and great sale! We will be offering a 15% discount on all fabric, notions, books, and patterns. If you come in costume, you can take an additional 5% off of your total purchase. There will also be a special "treat" for the best costume. Our sale starts at 9:00 a.m. and stops at 6:00 p.m. So, come and join in a day of fun!

Second Annual Quilter's Getaway

Come and join us as we team with the ladies from the Creative Cloth Closet in Canyon City for our second annual Quilter's Getaway. We have a chosen a great Mystery Quilt project that is sure to be a hit. You will enjoy 3 days and 2 nights at the Hideaway Lodge (October 16, 17, and 18), just minutes away from Colorado Springs. Meals are prepared and served to us and with just 2 to a room, the accommodations are perfect. Imagine, 3 days of nothing but eat, sleep, and sew; what could be better! Cost \$250.

Quilt Pink

Quilt Pink is September 21-23, 2007. Please join in the fight against breast cancer! Stop in the shop on or before Sept. 23 to pick up a free pattern, or if you prefer, you may drop off a pieced or appliquéd block of your choice. We will stitch your blocks together into a finished quilt. All finished quilts will be sent in to American Patchwork and Quilting magazine who will sell the quilts on e-bay. Proceeds will go to the Susan G. Komen foundation to help fight breast cancer. What a great cause!

After Market Party

To Market, To Market....you know the drill. We are off again to quilt market in Houston. It truly is an overwhelming experience, so we are pleased to distill what we've seen and present it to you at our After Market Party! Who knows what secrets will be revealed? New colors, new notions, new fabrics, new patterns; the fun just doesn't stop. We do hope you'll join us on Sunday, December 2 from 2:00-5:00 to discover what Market had to offer this year! Please give us a call or stop in and sign up. Space is limited.



Do you need just a tiny piece of pink for that rose bud or you don't have just the right green for that last leaf? Now you can buy little bits of fabric by the pound! Priced at only .99 cents an ounce, pick from out fabric baskets and buy as much or as little as you need!

Special Events

Moda University

Thursday, May 24 (Final Class for Second Semester).....6:00-8:00



Syncopated Rhythm

Instructor: Natalie
Level: Advanced Beginner
Cost: \$30 + supplies
Pattern: Included with kit
Date: Sat, Oct 13.....2:00-5:00

Timeless treasures has produced a glorious rainbow of batiks, and fashioned this easy stack and cut quilt to showcase the beautiful colors. Just stack up some large squares of your fabrics, slash them into the pieces you need, and my, oh my-accuracy is not a requirement! You’ll get wonderful results and it’s so much fun, you’ll be sorry when the blocks are done. The gold at the end of this rainbow is your beautiful quilt.

Calling all Featherweight Owners!

Instructor: Gary
Level: Beginner
Cost: \$30
Book and tune up kit: Optional
Date: Sat, Sep 15.....10:00-1:00
Sat, Dec 8..... 10:00-1:00

This class has been such a hit, that we are offering it again. Gary will instruct you on how to maintain, adjust, and basically take care of your Singer Featherweight sewing machine. We know how beloved these machines are, and everyone who has one will want to know Gary’s tricks to keep her “baby” in tip-top shape.

The Cardinals and Blooms Wool Penny Rug

Instructor:
Level:
Cost:
Pattern:
Date:

The Cardinals and Blooms Wool Penny Rug is such a lovely project to gift or to grace a table top or use as a wall hanging. Jean will guide you through the ins and outs of using felted wool to create a wool penny rug. Finished size is 12 1/2” diameter.

Clubs



Instructor: September: Billie Deason October: Joanna Nabeta November: Patti December: Pat January: Fran
Thursday, September 6, October 4, November 1, & December 6, & January 3, 2007
Meets on the 1st Thursday of each month-->11:00 to 1:00
Beginner Level
Sew Bernina Club Fee: Free for 1st year after purchasing your machine from HCQ (otherwise--\$24 for calendar year--will be pro-rated depending on when you join)

This club is held on the first Thursday of each month. Every month we’ll present a different technique and fun new items at HCQ and then enjoy each other’s show and tell items. We invite you to bring those projects you’ve been working on to get some well-deserved appreciation. All are welcome so bring your friends to share in the fun as well as the refreshments that will be served afterward. This club is presentation only—no machine or supplies necessary.

Embroidery Club

Instructor: Sonya Chinn
Wednesdays--September 12, October 10, November 14, December 12, & January 9, 2007
Held on 2nd Wednesday of each month from 9:00 to 12:00
Advanced Beginner Level
Club Fee: \$10.00 per month

The Embroidery Club meets on the 2nd Wednesday of each month. We’ll be trying out various embroidery techniques for Bernina machines each month so you can become an expert in no time! You will need your machine, embroidery module and accessories, and a means to transfer designs to your module (laptop, design card, CD, memory stick, etc.). It’s a good idea to arrive early to set up. The monthly topics are: September—Fringe; October—Beyond the standard embroidery needle; November—Embroidering Sweatshirts & Multi-



Software Club

Instructor: Sonya Chinn
Wednesdays--September 26, October 24, November 28, December 19, January 23, 2007
Held on the 4th Wednesday of each month from 12:30 to 2:30
Advanced Beginner Level
Club Fee: \$10 per month

On the 4th Wednesday of each month we’ll be covering a different way to use software to broaden your sewing horizons on your Bernina such as lettering, double run, blackwork run, cutting holes, filling holes, removing overlaps, creating buttonholes and improving stitch quality. Laptop computers are suggested for efficiency for the club sessions. Monthly topics are: September—Lettering; October—Specialized Digitizing Techniques including double run and creating buttonholes; November—Improving Stitch Quality (no club in December).



Quick Tips

To get more☐
This allows the paper to shrink before using it, thus giving more true results.

Billie Louder uses an eyebrow shaper to unsew seams. Carefully run the razor along the seam you wish to unsew. Works beautifully!

Spray sewing thread lightly with a spray bottle if you having difficulties with thread breakage. This helps especially in dry climates like Colorado.

Featured Classes



Stack and Whack Kaleidoscope Jacket

Instructor: Moo
Level: Adv. Beginner-intermediate
Cost: \$65
Pattern: Included; Book Required
Date: Sat Oct 6, 20, and 27.....2:00-5:00


If you have been in the shop lately, you have noticed the beautiful jacket on one of our manikins. Moo will teach you how to do the stack and whack technique, then will show you how to turn your kaleidoscope blocks into a beautiful jacket. Or, you may use your blocks to make a quilt if the jacket is not for you. So, if you have never had a chance to learn to “stack and whack”, this is just the opportunity you have been waiting for.



Chic Chenille Jacket

Instructor: Karen
Level: Advanced Beginner
Cost: \$30
Pattern: Included
Date: Sat. Jan 26.....2:00-5:00

This little chenille jacket couldn’t be easier to make! Karen will show you how to ‘build’ your jacket by using a white or cream sweatshirt in your size. By adding flannel, you come up with a comfy little jacket that is just right for chilly Colorado evenings!



Grandmother’s Flower Garden

Instructor: Moo
Level: Adv. Beginner / Intermediate
Cost: \$35
Book and Ruler required
Date: Thur. Oct 11, 25.....10:00-12:30

We have had many requests for a class on this very popular vintage quilt, so here it is. Moo will teach you a much easier way to make this hexagon quilt using a special ruler that she has tested, and of course your sewing machine. Yes, this quilt is totally rotary cut and machine pieced. You may use the traditional 30’s reproduction fabrics that we have in the shop, or choose something different to suit your own flavor and décor.




Photo Memory Quilt

Instructor: Moo
Level: Advanced beginner
Cost: \$45
Book: Required
Date: Fri. Nov 2, 9.....2:00-5:00

Memory quilts have become very popular for wedding gifts, anniversaries, graduations, and many other momentous occasions. Our class will teach you the process of transferring your pictures to fabric, and then arranging them into a great keepsake. There are different sizes of quilts, and different arrangements for you to choose from. Moo has had quite a bit of experience with this process, and will pass her tricks and techniques on to you.

Artista Software



Getting Started

Instructor:
Friday, September 7, 2007---1:00 to 3:00
Class Fee: \$50 (Class fee is waived up to one year after Bernina purchased at HCQ or Sew Bernina)
Beginner Level

Customized Pattern Selection software allows you to choose the stitches and embroidery patterns you most want for your sewing machine. Bernina’s easy-to-use computer software will enhance both your sewing and embroidery experiences. This class will get you on your way to using the Artista Software. This class is the prerequisite for all the Artista Software classes. Please note that all the Artista Software classes must be completed before taking any of the “Technique Classes for All Bernina Owners”.



Automatic and Manual Digitizing

Instructor:
Date: 2007---1:00 to 3:00
Class Fee: \$50 (Class fee is waived up to one year after Bernina purchased at HCQ or Sew Bernina)
Intermediate Level

You’ll learn to digitize designs using the automatic and manual features of the Artista Software. Must have completed the Modifying Designs class before taking this class. This class is the prerequisite for the BSR Basics Technique class. Please note that all the Artista Software classes must be completed before taking any of the “Technique Classes for All Bernina Owners”.



Modifying Designs

Instructor:
Date: 2007---1:00 to 3:00
Class Fee: \$50 (Class fee is waived up to one year after Bernina purchased at HCQ or Sew Bernina)
Advanced Beginner Level

Learn how to modify your designs using the Artista Software. Must have completed the Lettering class before taking this class. This class is one of the prerequisites for the Automatic and Manual Digitizing Artista Software class. Please note that all the Artista Software classes must be completed before taking any of the “Technique Classes for All Bernina Owners”.

Lettering

Instructor:
Date: 2007---1:00 to 3:00
Class Fee: \$50 (Class fee is waived up to one year after Bernina purchased at HCQ or Sew Bernina)
Advanced Beginner Level

This is a how-to class on using the lettering feature of the Artista Software. Must have completed Getting Started class before taking this class. This class is one of the prerequisites for the Automatic and Manual Digitizing Artista Software class. Please note that all the Artista Software classes must be completed before taking any of the “Technique Classes for All Bernina Owners”.

Sergers: Bernina Models 700D to 1300MDC



Serger Beginnings


Instructor:

Dates:

Class Fee: \$50 (Class fee is waived up to one year after Bernina purchased at HCQ or Sew Bernina)

Beginner Level

This class will teach you all the basics of using your Bernina Serger including threading and overlock stitching. Please bring your Bernina Serger model 700D to 1300MDS series machine and accessories to this class. This class is the prerequisite for the 3-Thread Techniques Serger class.



3-Thread Techniques

Instructor:

Dates:

Class Fee: \$50 (Class fee is waived up to one year after Bernina purchased at HCQ or Sew Bernina)

Advanced Beginner Level

This class will teach you advanced serging techniques such as coverstitches and combination stitches using your Bernina Serger model 700D to 1300MDS series. Please bring your machine and accessories to the class.

Bernina Technique Classes


BSR Basics

Instructor:

Monday, September 24, 2007—1:00 to 3:00

Intermediate Level

Class Fee: \$50 (Class fee is waived up to one year after Bernina purchased at HCQ or Sew Bernina)



Our BSR Basics class is for owners of machines with BSR capabilities. The patented BERNINA Stitch Regulator (BSR) automatically ensures equal stitch lengths when sewing and quilting at variable speeds. You'll learn how to take advantage of the BSR for improved sewing and quilting. You'll need to bring your machine to this class as well as your "Mastering Your Bernina Workbook". Must have completed all the Artista Software classes before taking this class. If you have a Bernina machine with the BSR capability, this class is the prerequisite for the Quilting with Your Bernina class.

Quilting with Your Bernina

Instructor:


Monday, September 17, 2007—10:00 to 12:00

Intermediate Level

Class Fee: \$50 (Class fee is waived up to one year after Bernina purchased at HCQ or Sew Bernina)

If you'd like to optimize your quilting capabilities on your Bernina—this class will do it! You'll get acquainted with the foot attachments and techniques that will allow you to quilt on your Bernina with ease and skill. This class is open to all Bernina machine owners. You'll need to bring your machine to this class as well as your "Mastering Your Bernina Workbook". If you have a Bernina machine with BSR capability, the prerequisite for this class is the BSR Basics class.

Technique Classes



Fourth of July

Instructor: Karen

Level:

Cost: \$100 + \$16/month

Book:

Date: Tues. Sep 11, Oct. 9, Nov. 13, Dec. 11, Jan. 8, Feb. 12, Mar. 11, Apr. 8.....6:00-9:00

This basically batik block of the month is paper pieced. You say you have tried paper piecing and don't like it? You love the look of the pointy-est. of points but hate removing all that paper after you're done sewing? Well let me teach you the freezer paper piecing method! We will be completing this wonderful quilt, one block at a time, while learning a great new way to get those precise points. We will be offering this quilt in rich jewel tones for a beautiful, warm look. This quilt will be stunning!

Painless Paper Piecing


Instructor: Karen

Level: Beginner

Cost: \$30

Pattern: Included

Date: Friday, Oct 5.....2:00-5:00



Let Karen show you the 'easy' way to paper piece! Once you learn the freezer paper piecing method, you will never go back to regular paper piecing. In this class you may choose between 3 little holiday projects which will make wonderful little hostess gifts or keep them for yourself!



In Full Bloom

Instructor:


Level:

Cost:

Book:

Date:

McKenna Ryan has designed the wonderful garden we all wish we could grow, with masses of beautiful blossoms creating a sanctuary around a sweet little cottage. You can bring this gorgeous art quilt home and give yourself the beauty without all the work of the actual garden. We have designed a Block of the Month class around this quilt, so you'll have to complete only one block at a time—a very do-able project. Buy the kit and the class is free. We meet on the first Saturday of each month. It's not too late to join!



Cotton Theory: Cardinal Table Runner

Instructor: Jean

Level: Beginner/Adv beginner


Cost: \$40

Book: Required

Date: Fri Nov 2, 9.....10:00-1:00

Cotton Theory quilting is a new and different way to construct your quilt. Projects using this technique are quilted first and then assembled, resulting in a completely reversible quilt with a unique 3 dimensional look. You will love the kits that we have put together. One side has the winter cardinals, and the other portrays the look of fall. Upon completion of this project, you will be ready for many other fun projects using this technique, or maybe you can use to finish your own designs.

Returning Favorites



Seams Raggy

Instructor: Jean
Level: beginner
Cost: \$40
Pattern: Included

Date: Friday, Sep 29.....10:00-3:00

Back by popular demand! And, just in time for the holidays. Seams Raggy is a simple rag quilt constructed of just one basic block and lots of warm and fuzzy flannels. The throw size is perfect for kids, dorm rooms, or just for lounging. We have several bundles put together for you to choose from; you won't be able to resist. This is a great beginner project, or for the experienced quilter who needs a quick project or gift. Come and join the fun.

George



Instructor: Jean
Level: Beginner
Cost: \$40
Pattern: Included
Date: Sat. Jan 5, 12.....10:00-1:00

You've asked for classes on George, so how could we refuse? George is the longarm quilting machine in a desk. Use your established free-motion quilting skills on a true twenty-inch deep longarm. Free yourself from the constraints of quilting on a home machine and discover how easy it is to finish your quilts! We expect you to have some free-motion experience for this class, because we're going to concentrate on using George and doing as much stitching as we can! Class size will be limited to just three or four students so everyone gets maximum time with our new best friend. Bring a small quilt-top, batting and backing (no larger than crib size; about 40" by 50" please).



Longarm Class

Instructor: Janet
Level:
Cost: \$150
Date(s): Sat. Sept. 8, 15, 22.....10:00-12:00
Sat. Oct. 13, 20, 27.....10:00-12:00
Sat. Nov. 10, 17, 24.....10:00-12:00
Sat. Dec. 1, 8, 15.....10:00-12:00

Mon. Sept 10, 17, 24.....10:00-12:00
Mon. Oct 8, 15, 22.....10:00-12:00
Mon. Nov. 12, 19, 26.....10:00-12:00
Mon. Dec. 3, 10, 17.....10:00-12:00

If you want to quilt those tops you have completed, are thinking of purchasing a machine for quilting, or just want to learn how a longarm works, this is a great class to take. Janet Mohler will instruct you in everything from the differences in thread to what to look for in a pantograph! You will learn everything you need to know to run a longarm and be 'certified' to rent hours after class completion. The classes are 3 sessions of 2 hours each and include 3 hours of 'home work' on our APQS Millennium longarm which you can schedule at your convenience. What a great way to get those tops quilted!



Quilted Letters Wall Hanging

Instructor: Jean
Level: Beginner
Cost: \$40
Pattern: Included
Date: Sat. Jan 5, 12.....10:00-1:00

Tis the season for weddings and graduations. And what a perfect technique to use for these and many other special occasions. You will find that making your own bias is not difficult, and the results are definitely worth the extra time it takes. Jean will guide you through all of the ins and outs of creating your own very personal Celtic masterpiece. Sure to please all the special "someone's" on your list.

Arista Embroidery: Bernina Models 165e to 175e



Demystifying Stabilizers, Needles & Threads

Instructor:
Date: 2007—Time:
Beginner Level
Class Fee: \$50 (Class fee is waived up to one year after Bernina purchased at HCQ or Sew Bernina)

Stabilizers, Needles, and Threads OH MY! Don't worry—you'll get great know-how on these items in this class so there's no more mystery. This class is open to all Bernina machine owners. You'll need to bring your machine to this class as well as your "Mastering Your Bernina Workbook". Please note that this class is the prerequisite for all Artista Embroidery classes.




Embroidery Beginnings

Instructor:
Dates:
Class Fee: \$50 (Class fee is waived up to one year after Bernina purchased at HCQ or Sew Bernina)
Beginner Level

You'll get started on using your Bernina embroidery module and accessories and learn the basics of machine embroidery in this class. Please bring your Bernina 165E to 730E series machine and the embroidery module and accessories to this class. Please note that you must have completed all the Sewing Features classes and Demystifying Stabilizers class before taking this class. This class is the prerequisite for the Alphabet Antics Artista Embroidery class.

Alphabet Antics

Instructor:
Dates:
Class Fee: \$50 (Class fee is waived up to one year after Bernina purchased at HCQ or Sew Bernina)
Advanced Beginner Level



In the Alphabet Antics class you'll learn all about embroidering letters of the alphabet and making monograms using your Bernina embroidery module and accessories. Please bring your Bernina 165E to 730E series machine and the embroidery module and accessories to this class. Please note that you must have completed all the Sewing Features classes and Demystifying Stabilizers class before taking this class.



Editor Lite w/EC on PC for Bernina Models 430E to 440E

Instructor:
Dates:
Class Fee: \$50 (Class fee is waived up to one year after Bernina purchased at HCQ or Sew Bernina)
Advanced Beginner Level

This class is for owners of Bernina models 430E to 440E. You'll learn how to customize your embroidery designs using Bernina Editor Lite software and your Bernina embroidery module and accessories. Please bring your Bernina 430E to 440E series machine and the embroidery module and accessories to this class. It is also recommended that you bring a laptop computer to this class. Please note that you must have completed all the Sewing Features classes and Demystifying Stabilizers class before taking this class.

Mastering your Bernina



General Information

Instructor:
Monday, September 10, 2007---10:00 to 12:00
Class Fee: \$50 (Class fee is waived up to one year after Bernina purchased at HCQ or Sew Bernina)
Beginner Level

The General Information class will give you a beginning introduction to using all current Bernina machine models. You'll need to bring your machine to this class as well as your "Mastering Your Bernina Workbook". Please note that this class is the prerequisite for all Bernina classes (except for Serger classes?).



Stitch Manipulation

Instructor:
Monday—October 22, 2007—1:00 to 3:00
Tuesday—November 27, 2007—6:00 to 8:00 p.m.
Saturday—January 19, 2008—1:00 to 3:00
Monday—January 21, 2008—1:00 to 3:00 (2 January dates?)
Class Fee: \$50 (Class fee is waived up to one year after Bernina purchased at HCQ or Sew Bernina)
Beginner Level

You'll learn all about manipulating stitches on your Bernina using the memory feature. You'll need to bring your machine to this class as well as your "Mastering Your Bernina Workbook". Must have completed the Decorative Stitching and Practical Stitching classes before taking this class. For all current Bernina models.



Practical Stitching

Instructor:
Monday, September 10, 2007—1:00 to 3:00
Class Fee: \$50 (Class fee is waived up to one year after Bernina purchased at HCQ or Sew Bernina)
Beginner Level

In this class you will learn how to set up your machine for basic stitches, buttonhole stitching, and other regular stitches for everyday use and get some practice with these stitches. You'll need to bring your machine to this class as well as your "Mastering Your Bernina Workbook". Must have completed the General Information class before taking this class. Must have completed the General Information class before taking this class. Please note that this class is one of the prerequisites for the Stitch Manipulation class. For all current Bernina models.



Decorative Stitching

Instructor:
Tuesday—October 22, 2007—10:00 to 12:00
Tuesday—November 20, 2007—6:00 to 8:00 p.m.
Saturday--January 19, 2008—10:00 to 12:00
Class Fee: \$50 (Class fee is waived up to one year after Bernina purchased at HCQ or Sew Bernina)
Beginner Level

You'll learn all about decorative stitching on your Bernina and get some practice too. You'll need to bring your machine to this class as well as your "Mastering Your Bernina Workbook". Must have completed the General Information class before taking this class. Please note that this class is one of the prerequisites for the Stitch Manipulation class. For all current Bernina models.


Seasonal Classes



Poinsettia Table Runner

Instructor: Natalie
Level: Adv. Beginner
Cost: \$45
Pattern: Included
Date: Sat Nov 10, 17.....10:00-1:00

We have had such interest in this stunning tablerunner, that we are once again offering both classes and kits. This dimensional project uses appliqué pieces that are already in reverse to eliminate unnecessary steps and Hot Fix Swarovski crystals to add sparkle. The flower petals are faced on both sides with fabric to get that dimensional effect. We've included the batiks chosen by Mount Redoubt in the kit so you too can create this stunning tablerunner. Finished size is 29" x 58".



Stripey Holiday Placemat

Instructor: Natalie
Level: Adv. Beginner
Cost: \$30
Date: Sat. Sep 15.....2:00-5:00

Match stripes and get perfect results with Natalie's own "Stripey Holiday Placemat" pattern! No inset seams and no binding! You will use fast, fusible appliqué for the pretty poinsettia design that you can machine appliqué. These would make great Christmas gifts that you can make in no time, or why not make a few to decorate your own holiday table.



Gingerbread Lane "Stocking Up"

by McKenna Ryan

Instructor: Karen
Level: Beginner
Cost: \$30
Pattern: Included
Date: Sat, Nov 10.....2:00-5:00

Come and join Karen in making this "sweet" little Christmas decoration just in time for the Holidays. It is constructed using the popular fusible appliqué method and at 10" by 29", this project is very do-able, even in the busiest of seasons! Whether you keep it for yourself or give it as a gift, you will be so pleased with the results.




Santa Gift Bag

Instructor: Marilyn
Level: Beginner
Cost: \$30
Pattern: Included
Date: Sat Nov 3.....10:00-1:00

This Christmas class will have you making delightful holiday gift bags that are a gift in themselves. You can make a Santa, Star or Scrappy gift bag and the coordinating gift tags to go with. Marilyn will be demonstrating the Santa gift bag, and about half a dozen additional ways to wrap those extra special gifts for the season!

Classes in the Basics

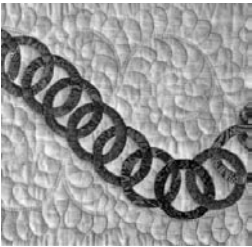


The Hidden Star Sampler

Instructor: Jean
Level:
Cost: \$ 80
Date: Tue. Oct. 27, Nov. 6, 20, Dec. 4, 18, Jan. 8, 22, 29.....6:00-9:00

Sat. Sept. 8, 22, Oct. 13, Nov. 3, 17, Dec. 1, 15, 29.....2:00-5:00

The Hidden Star Sampler, by Applewood Farm Publications is an exciting new approach to learning the basics of quilt construction while making a gorgeous sampler quilt. This class will be an in-depth study covering the basics of quilting. After completing this 8 session class you will be ready to tackle just about anything!



Fine Hand Quilting

Instructor: Natalie
Level: Beginner
Cost: \$40
Date: Nov 27, Dec 4.....6:00-9:00

Are you intimidated by the very idea of hand quilting? Or perhaps you aren't satisfied with the size of your stitches? Learn from one of the best! This class is designed to help you in these areas and more. This will be a hands-on class with plenty of time for questions and problem-solving. We will spend time discussing how different types of fabrics, batts, needles, thimbles, etc. impact the ease and enjoyment of quilting.

Machine Quilting

Finish those projects! Machine quilting makes fast and easy work of finishing quilts, quilted clothing, placemats, table runners, wall quilts, etc. Based on Harriet Hargrave's book, *Heirloom Machine Quilting*, our Machine Quilting class covers basic machine quilting, using your machine's walking foot (even-feed foot), and free-motion quilting.



Beginner Hand Appliqué

Instructor: Natalie
Level: Beginner
Cost: \$40
Date: Nov 27, Dec 4.....6:00-9:00

For this class "beginning" means the ability to use scissors and perhaps to thread a needle! Gloria has put together an easy class for the "beginner-beginner"! She will cover the very basic techniques used to create templates, inside and outside curves and points, stems, leaves, and more.



Perfect Beginnings

Instructor: Natalie
Level:
Cost: \$ 45
Date: Sat. Dec. 1, 8, 15, 29.....10:00-1:00

The Hidden Star Sampler, by Applewood Farm Publications is an exciting new approach to learning the basics of quilt construction while making a gorgeous sampler quilt. This class will be an in-depth study covering the basics of quilting. After completing this 8 session class you will be ready to tackle just about anything!
We have the perfect class for you to begin your journey into quilting, or simply to sharpen those skills you may have let get just a little rusty. We start at the very basic levels and it's all done by hand, so no experience or machine required. Natalie will guide you gently through the processes of choosing fabrics, hand piecing, hand appliqué, and hand quilting. You'll also learn those vital steps to apply a border and binding so that your quilt lies flat and square. Have fun and learn all of the basics that you need to start quilting.

January		TUESDAY		WEDNESDAY		THURSDAY		FRIDAY		SATURDAY	
SUNDAY	MONDAY	01	02	03	04	05	06	07	08	09	10
		New Year's Day shop closed								Quilted Letters: 10-1 Practical Stitching: 1-3 General Info: 10-12	
06 shop closed	07	Hidden Star # : 6-9	09	10	11	12		Pot Holder Club: 2-5	13	Quilted Letters: 10-1 Chic Chemille: 2-5	
13 shop closed	14		16	17	18	19			20	Stitch Manipulation: 1-3 Decorative Stitching: 10-12	
20 shop closed	21	Practical Stitching: 1-3 General Info: 10-12	23	24	25	26		Charm School: 2-5	27	Basket a Month Club: 10-12	
27 shop closed	28	Stitch Manipulation: 1-3	30	31				Strip Club: 2-5			
	BSR Basics: 1-3	Hidden Star # : 6-9									

December

SUNDAY	MONDAY	TUESDAY	WEDNESDAY	THURSDAY	FRIDAY	SATURDAY
<i>shop closed</i>						01 Longarm #1: 10-12 Hidden Star #1: 2-5 Perfect Beginnings: 10-1
02 <i>shop closed</i>	03 Longarm #1: 10-12	04 Hidden Star # : 6-9 Fine Hand Quilting: 6-9	05 Sew & Tell: 11-1	06	07	08 Longarm #2: 10-12 Perfect Beginnings: 10-1
09 <i>shop closed</i>	10 Longarm #2: 10-12	11 4th of July #4: 6-9	12 Embroidery Club: 9-12	13	14 George: 2-5	15 Longarm #3: 10-12 Hidden Star #2: 2-5 Perfect Beginnings: 10-1
16 <i>shop closed</i>	17 Longarm #3: 10-12	18 Hidden Star # : 6-9	19	20	21	22
23 <i>shop closed</i>	24	25	26	27	28 Charm School: 2-5	29 General Info: 10-12 Practical Stiching: 1-3

September

SUNDAY	MONDAY	TUESDAY	WEDNESDAY	THURSDAY	FRIDAY	SATURDAY
						01
02 <i>shop closed</i>	03 Longarm #1: 10-12 General Info: 10-12 Practical Stitch: 1-3	04	05 Sew & Tell: 11-1	06	07 Getting Started: 1-3	08 Longarm #1: 10-12 Hidden Star #1: 2-5
09 <i>shop closed</i>	10 Longarm #1: 10-12 General Info: 10-12 Practical Stitch: 1-3	11 4th of July #1: 6-9	12 Embroidery Club: 9-12 George: 2-5	13	14	15 Longarm #2: 10-12 Featherweight: 10-1 Holiday Placemat: 2-5
16 <i>shop closed</i>	17 Longarm #2: 10-12 Quilting w/ your Bernina: 10-12	18	19	20	21	22
23/30 <i>shop closed</i>	24 Longarm #3: 10-12 BSR Basics: 1-3	25 Hand Applique: 6-9	26 Software Club: 12:30-2:30	27	28 Charm School: 2-5	29 Longarm #3: 10-12 Hidden Star #2: 2-5
					Strip Club: 2-5	Seams Raggy: 10-3

October

SUNDAY	MONDAY	TUESDAY	WEDNESDAY	THURSDAY	FRIDAY	SATURDAY
	01	02	03	04	05	06
		Beginning Hand Applique: 6-9	Embroidery Beginnings: 1-3	Sew & Tell: 11-1	Painless Paper Piecing: 2-5 Modifying Designs: 1-3	Stack n Whack: 2-5
07 <i>shop closed</i>	08 Longarm #1: 10-12 BSR Basics: 1-3	09 4th of July #2: 6-9 General Info: 6-8	10 George: 2:00-5:00 Embroidery Club: 9-12	11 Flower Garden: 10-12:30	12 Machine Quilting: 10:00-3:00 Auto & Manual Digitizing: 1-3	13 Longarm #1: 10-12 Syncopated Rhythm: 10-1 Hidden Star # : 2-5
14 <i>shop closed</i>	15 Longarm #2: 10-12 Editor Lite: 10-12 Sergeer Beginnings: 10-12 3-Thread Tech: 1-3	16 Hidden Star #4: 6-9	17	18	19 Charm School: 2-5	20 Longarm #2: 10-12 Cardinal Penny Rug: 10-3 Stack n Whack: 2-5
21 <i>shop closed</i>	22 Longarm #3: 10-12 Decorative Stitching: 10-12 Sitch Manipulation: 1-3	23 Hidden Star # : 6-9 Practical Stitching: 6-8	24 Software Club: 12:30-2:30	25 Flower Garden: 10-12:30	26 Strip Club: 2-5	27 Longarm #3: 10-12 Stack n Whack: 2-5 4th of July #4: 10-1
28 <i>shop closed</i>	29 Quilting w/ your Bernina: 1-3	30 Hidden Star #5: 6-9	31			

November

SUNDAY	MONDAY	TUESDAY	WEDNESDAY	THURSDAY	FRIDAY	SATURDAY
				01	02	03
				Sew & Tell: 11-1	Memory Quilt: 2-5 Cardinal Table Runner: 10-1	Santa Gift Bag: 10-1 Hidden Star #1: 2-5
04 <i>shop closed</i>	05	06 Hidden Star # : 6-9 General Info: 6-8	07 Alphabet Antics: 1-3 Demystifying Stabilizers, Needles & Threads: 10-12	08	09 Memory Quilt: 2-5 Cardinal Table Runner: 10-1	10 Longarm #1: 10-12 Stocking Up: 2-5 Poinsetta Table Runner: 10-1
11 <i>shop closed</i>	12 Longarm #1: 10-12 BSR Basics: 1-3	13 Practical Stitching: 6-8 4th of July: 6-9	14 Embroidery Club: 9-12	15	16 George: 2-5 Charm School: 2-5	17 Longarm #2: 10-12 Hidden Star # : 2-5 Poinsetta Table Runner: 10-1
18 <i>shop closed</i>	19 Longarm #2: 10-12	20 Hidden Star # : 6-9 Decorative Stitching: 6-8	21	22	23	24
25 <i>shop closed</i>	26 Longarm #3: 10-12 Quilting w/ your Bernina: 1-3	27 Hidden Star # : 6-9 Sitch Manipulation: 6-8 Fine Hand Quilting: 6-9	28 Software Club: 12:30-2:30	29	30 Strip Club: 2:00-5:00	Longarm #3: 10-12 4th of July #4: 10-12