



HIGH COUNTRY QUILTS
4771 North Academy Boulevard
Colorado Springs, CO 80918
719/598-1312

<http://www.hcquilts.com/>

SHOP HOURS

Monday through Saturday 9:30 a.m.–6:00 p.m.
Closed Sundays

Conveniently Located...

Behind Denny's at the southeast corner of
Academy and Flintridge



Ring in the New Year SALE!

Our biggest sale of the year will be on the first day of the year! The best deals will go so fast you'll want to be here early. (jammies are acceptable!)

• Newsletter & Class Schedule for High Country Quilts • Fall/Winter 2008 • \$1.25



What's New? at High Country Quilts?



The days are getting shorter and the weather has a slight chill in the air. Where did the summer go? We just got back from Kansas City where we were introduced to the biggest and best Bernina ever, the 830! Wow, what a machine! We are expecting it here at HCQ in November, but if it should arrive early, you'll be the first to know! We have some exciting offerings for the fall season. We know you'll be as pleased as we are!

In September, we have homecoming! If you have ever taken a class at HCQ, bring in your project and enjoy a trip down memory lane with us.

We are so looking forward to our Auction in the Courtyard which will be taking place on the first weekend in October. The public is invited and the entry fee will be donated to the American Heart Association this year. If you would like to shop for that special quilt or maybe make a little extra holiday money, this will be a great opportunity! Call us for all the details. Also in October is our Quilter's Get-Away! You've heard about all the fun we have, come and join us... It's your turn!

Our Halloween sale was so much fun last year we decided to do it again. Everything in the store will be 15% off. Come in costume and we'll 'scare' up an extra 5% off!

We've found a great new quilt pattern we thought we'd offer you in November. With Trip for Two, you get 2 quilts out of 1 kit! Grab your best friend and join us for this fun filled workshop.

We are planning our After Market Party for December 7th this year. The store will be transformed with all the latest and greatest brought back from market. Please sign up early for this special reception. Space is limited!

Thank you for all your support this past year, We'll do our very best to earn your business this year!

Jean, Karen & Natalie



Colorado Springs' Only Independent Authorized **BERNINA** Dealer

Blocks of the Month & Clubs

Clubs continue to comprise more and more of our calendar. If you are looking for a great way to make new friends that share your interest in quilting and sewing, this is for you. Each of our clubs is a little bit different; there is sure to be something for everyone! We will have samples from each of our clubs available, so stop in and browse. We are very happy to help you find the perfect fit!

“Charm School”

Have you ever been tempted by those wonderful little 5x5 inch squares? We sure have! That’s why we decided to open a ‘Charm School’ right here at High Country Quilts! We have picked out some great little projects that can be completed using charm squares. For the monthly club cost of \$20, you will receive a pack of these 5x5 wonders along with a new pattern. Charm School meets on the third Friday of the month from 2-5.

Friday Afternoon Strippers

(Come and Sew)

Friday Afternoon Strippers (come and sew) is still very popular and welcomes all interested strippers. We meet once a month to make quilts from 2 ½” strips of fabric. There are always plenty of pre-cut strip bundles available for purchase, or you may bring your own strips. A different pattern will be featured each month to help you use those strips! Class cost is FREE with featured monthly pattern purchase. Strip Club meets on the last Friday of the month from 2-5.

SEW & TELL CLUB

Sew & Tell Club is held on the first Thursday of each month from 11:00-1:00. Every month we’ll present a different technique and fun new items at HCQ and then enjoy each other’s show and tell items. We invite you to bring those projects; quilts, garments or any projects you’ve been working on to get some well-deserved appreciation. All are welcome so bring your friends to share in the fun as well as the refreshments that will be served afterward. This club is presentation only—no machine or supplies necessary. Sew and Tell Club is free for the 1st year after purchasing your machine from HCQ (otherwise--\$24 for calendar year—will be pro-rated depending on when you join).

Woolie Wednesdays

Wool has become such a popular medium; we decided to offer a club which will give you the opportunity to create some fun mini projects. For each month of the year we will work on a themed project from simple pin cushions to fancier penny rugs. Kits, which include wool and pattern, will be offered monthly for under \$25, depending on project. Hope you join us! Woolie Wednesday meets on the last Wednesday of the month from 2-5.

Block Party

Instructor: Staff
Level: Beginner
Cost: Free with purchase of complete kit or \$20 per session
Pattern: Required
Date: Sat. Oct. 11, Nov. 1.....2:00-5:00

How we love these McKenna Ryan patterns. Her quilts are like painting in fabrics (batiks, naturally). Yet all are simple and all use the same techniques. We are repeating the In Full Bloom quilt this year, as we have had much interest in doing another class. You can bring this gorgeous art quilt home and give yourself the beauty of this garden without all the weeding that a real garden would require. Complete one block at a time, work at your own pace, and pretty soon your quilt will be blooming just for you! Buy the kit and the class is free or if you have another fusible web appliqué pattern that you would like to complete, please come and join us. We meet on the 1st Saturday of each month from 2 to 5.

Potholder Club

Everyone can use some new potholders! We found several patterns and we decided it would be fun to make some. For the monthly club cost of \$10.95 and the cost of the patterns, you will receive a project kit containing all fabric and a new recipe each month. The potholder club will meet on the second Friday of each month from 2:00-5:00.

Special Events

HOME COMING

Calling all HCQ alumni! We are clearing the walls to display quilts from classes that have been offered at High Country Quilts over the years! If you have an oldie but goodie or one you finished last week, bring it in with the class and year it was offered (we can help with dates). Then on September 21st, we will host a reception for all exhibitors.

Auction in the Courtyard

Do you have an extra quilt that you wouldn’t mind parting with? Or perhaps you would like to make a few extra dollars for the holiday season? This is the venue for you! Please join us for the 1st HCQ Quilt Auction!

After Market Party

We are planning our After Market Party for December 7th this year. The store will be transformed with all the latest and greatest brought back from market. Please sign up early for this special reception. Space is limited!

Quilter’s Get-away

The annual Quilter’s Get-away is planned for October 14th through 16th, so call up a couple of girl friends and join us for a great 3 days!

Dates to Remember

Sep 1.....	Labor Day
Sep 7.....	Bus Trip to La Veta
Sep 20.....	A Day with Alex Anderson!
Sep 21.....	Homecoming
Sep 26, 27.....	Quilt-a-Fair
Sep 27.....	Quilt for a Cure
Oct 4.....	Auction in the Courtyard



Quilt for a Cure

Please come and join us on Saturday, September 27th from 10:00 am to 5:00 pm in the fight against breast cancer. We will be making 12” blocks which will be sewn together into quilts that will be donated for the Better Homes and Gardens Quilting and Patchwork auction on Ebay. You are welcome to use a pattern that is close to your heart or we will have one for you to stitch up. We’d love to have you stay all day, but we know you’re busy. Just drop by when you can and no need to bring your sewing machine, we’ll have one set up in the classroom for you!



Halloween Sale

Our Halloween sale was so much fun last year we decided to do it again. Everything in the store will be 15% off. Come in costume and we’ll ‘scare’ up an extra 5% off!

A Day with Alex Anderson



Internationally known quilting and television personality Alex Anderson, star of Simply Quilts and the The Quilt Show, will be in Denver September 20th 2008. We are so excited to have her here! Tickets are only \$50 each for her full day presentation. Your admission includes continental breakfast, lunch, as well as the opportunity to rub shoulders with Alex! A limited number of tickets are available at HCQ, reserve yours today!



Artista Software

Getting Started

For EditorPlus and DesignerPlus software owners
Instructor: Staff
Level: Beginner
Cost: \$50 (Class fee is waived with Bernina purchase at HCQ)



Dates:	Tues. Oct 7.....	3:00-5:00
	Thurs. Oct 16.....	6:00-8:00
	Wed. Nov 12.....	2:00-4:00
	Wed. Dec 17.....	1:00-3:00
	Wed. Jan 7.....	10:00-12:00

Don’t let the Bernina Embroidery Software intimidate you! Bernina’s easy-to-use computer software will enhance both your sewing and embroidery experiences. In this class you will learn the basic tools and functions available to you in your software, setting you on your way to becoming an efficient software user. Please bring your software dongle, a laptop computer, an external mouse, and your “Mastering Your Bernina Embroidery Software Workbook” to this class. This class is the prerequisite for all the Bernina Software classes.

Lettering

For EditorPlus and DesignerPlus software owners
Instructor: Staff
Level: Advanced Beginner
Cost: \$50 (Class fee is waived with Bernina purchase at HCQ)



Dates:	Tues. Sep 30.....	6:00-8:00
	Wed. Oct 22.....	10:00-12:00
	Tues. Nov 18.....	6:00-8:00
	Tues. Dec 9.....	1:00-3:00
	Tues. Jan 27.....	6:00-8:00

In this class you will learn about the various lettering tools at your disposal in the Bernina software. You will learn about fonts, editing and adding lettering to designs, and other great and fun tools in your software. Please bring your software dongle, a laptop computer, an external mouse, and your “Mastering Your Bernina Embroidery Software Workbook” to this class. Getting Started is the prerequisite to this class.

Modifying Designs

For EditorPlus and DesignerPlus software owners
Instructor: Staff
Level: Advanced Beginner
Cost: \$50 (Class fee is waived with Bernina purchase at HCQ)



Dates:	Fri. Sep 12.....	10:00-12:00
	Wed. Oct 8.....	2:00-4:00
	Tues. Nov 18.....	10:00-12:00
	Tues. Dec 16.....	5:00-7:00
	Tues. Jan 27.....	10:00-12:00

In this class we will take your software knowledge to the next level by teaching you to edit and modify existing designs using your Bernina software. Please bring your software dongle, a laptop computer, an external mouse, and your “Mastering Your Bernina Embroidery Software Workbook” to this class. Getting Started is the prerequisite to this class.

Automatic and Manual Digitizing

For DesignerPlus Bernina Embroidery Software owners
Instructor: Staff
Level: Intermediate
Cost: \$50 (Class fee is waived with Bernina purchase at HCQ)



Dates:	Fri. Sep 12.....	1:00-3:00
	Wed. Oct 8.....	4:00-6:00
	Tues. Nov 25.....	1:00-3:00
	Wed. Dec 17.....	4:00-6:00
	Wed. Jan 21.....	10:00-12:00

In this class you will learn the skills needed to create your own embroidery designs using the Bernina Embroidery Software. You will learn how to use the automatic tools and when automatic applications are appropriate. You will also learn how to digitize manually and how this skill can open an infinite number of creative possibilities. You will need to bring a laptop and your “Mastering Your Bernina Embroidery Software Workbook” to this class. You must have taken Getting Started and Modifying Designs before taking this class.

Featured Classes

Quilt of Stitches

Instructor: Billie
Level: Advanced Beginner
Cost: \$40
Kit: Available
Pattern: Included



Date:	Thu Nov. 6, 20.....	2:00-5:00
-------	---------------------	-----------

Use those sewing machine gorgeous decorative stitches with lovely threads to make a cozy quilt for keeping warm on cool nights. This colorful throw uses decorative stitches to coordinate a solid fabric with a print. Finished size: 70” x 53 ½”




Trip for Two

Instructor: Billie and Fran
Level: Advanced Beginner
Cost: \$60
Kit: Available
Pattern: Included

Date:	Fri Nov. 21.....	6:00-9:00
	Sat Nov. 22.....	1:00-6:00

Grab your best girlfriend and take a trip for two at High Country Quilts! We’ll start out with a potluck to get this ‘trip on the road’. Then, on Saturday, we’ll have an all day sew. With this great quilt kit, you’ll end up with two great quilts; one for you and one for your friend!



Crazy 8 Stripteaser

Instructor: Natalie
Level: Advanced Beginner
Cost: \$35
Kit: Available
Pattern: Included

Date:	Sat Oct. 25.....	2:00-5:00
-------	------------------	-----------

This table topper is so easy, and will have people wondering how you did that! It is based on the traditional “Card Trick” block, but takes the look to a whole new level. Six fabrics are sewn into a strata and cleverly cut, Natalie’s sample uses a graded set of colors to good effect. She will also teach you the easy steps to binding an inside corner...you’ll never let an interesting edge scare you away.

Simplicity

Instructor: Gloria and Linda
Level: Intermediate
Cost: \$60
Kit: Available
Pattern: Included



Date:	Sat. Oct. 25, Nov. 8, 22.....	10:00-12:00
-------	-------------------------------	-------------

Hand appliqué and machine piecing combine to showcase the center medallion basket. Gloria will instruct you in the first session on how to successfully appliqué the different shapes. In session two, Linda will give you tips on the pieced borders. Session three will cover how to sew the whole project together perfectly! Some hand appliqué and machine piecing experience needed.

Memory Signature Quilt

Instructor: Moo
Level: Advanced Beginner
Cost: \$60
Kit: Upon Request
Book: Required




Date:	Fri Oct, 3, 24.....	10:00-4:00
-------	---------------------	------------

Moo is back with another one of her great projects! This one is a great quilt for a family reunion, a college student, or a quilting group! Have the important people in your life sign these blocks or you can ‘fill in the blanks’ with quotations or sayings that are meaningful. Put the blocks together, and you have a one-of-a-kind quilt!

Central Park

Instructor: Natalie
Level: Advanced Beginner
Cost: \$40
Kit: Available
Pattern: Included



Date:	Wed Oct. 1.....	10:00-3:00
-------	-----------------	------------

Looking at this cool green quilt is like walking under leafy trees in early summer. The batiks from Timeless Treasures come in a fun basket lined in green which can make a great little take-along tote, but the best part is how easy the quilt is to put together. Gentle curves are easy to cut and piece, and the relaxed approach to piecing makes this contemporary look just right for today’s busy quilter looking for a beautiful way to “go green.”

The Next Generation...



Pajama Party

Instructor: Pat
Level: Beginner
Cost: \$60
Kit: Upon Request
Book: Included

Date: Mon, Tue, Wed Dec. 29, 30, 31.....2:00-4:00

Every night feels like a slumber party when you are wearing a pair of pajama pants made from your favorite fabric. We will be sewing an updated version of the PJ’s (Capri length if you wish) and they fit slightly below your waist. The book also includes other patterns like a great tote bag! This class is a great class for teens who would like to learn how to sew basic garments. Bring a couple of your friends and have a great time!

Kids Kamp

Instructor: Peggy
Level: Beginner
Cost: \$399 and you keep the sewing machine!
Kit, Pattern and Snacks are all provided!
Date: Sat, Mon, Tue and Wed Dec. 27, 29, 30, 31.....10:00-11:30



Come learn to safely use your brand new sewing machine! You can pick out your very own material, then cut out and sew pants, shorts, or a skirt that you can really wear. At the end of this 4 day ‘kamp’, your child will be given the sewing machine they have used to keep!

Wearables



Log Cabin Jacket

Instructor: Moo
Level: Advanced Beginner
Cost: \$65
Pattern: Included

Date: Sat Nov. 8, 15....10:00-1:00

Moo is back to teach another one of her great reversible jackets! This one is based on the log cabin block and one side is done ‘raggy style’!



Sparkle Patches Jacket

Instructor: Fran
Level: Intermediate
Cost: \$40
Kit: Upon Request
Pattern: Included

Date: Sat Jan, 3, 10.....10:00-12:00

Take a homely sweatshirt and give it a whole new stunning look in this lively jacket class! Yarn and embellishments complete the rebirth of this ugly duckling into an elegant swan! Come join us and make one for yourself or a friend!



Simply Stitches Jacket

Instructor: Fran
Level: Intermediate
Cost: \$40
Kit: Upon Request
Pattern: Included

Date: Sat Oct. 11, 18.....10:00-1:00

Have you ever wondered what your sewing machine could do in the way of special stitches? Have you used a double or triple needle? This class will give you the opportunity to use these great tools in a lovely way, and have a great jacket to show off your skills!



Dragon Wing Coat

Instructor: Billie
Level: Advanced Beginner
Cost: \$55
Kit: Upon Request
Pattern: Included

Date: Wed Sept. 3, 10.....1:00-3:00
Sat Jan. 10, 17.....2:00-4:00

Create a gorgeous reversible garment using complementary rayon batik fabrics. The pattern features minimum seams, no fitting, and is quilted following a lovely surface design. You must be comfortable with basic garment construction, free-motion machine quilting, and familiar with your sewing machine.

Sergers: Bernina Models 700D to 1300MDC

Serger Beginnings

Instructor: Billie
Level: Beginner
Cost: \$50 (Class fee is waived with Bernina purchase at HCQ)

Dates: Fri. Sep 19.....10:00-12:00
Tues. Oct 28.....10:00-12:00
Thurs. Dec 18.....10:00-12:00

This class will teach you all the basics of using your Bernina Serger including threading and overlock stitching. Please bring your Bernina Serger model 700D to 1300MDS series machine, accessories, and “Mastering Your Bernina Serger Workbook” to this class. This class is the prerequisite for the Three -Thread Techniques Serger class.




3-Thread Techniques

Instructor: Billie
Level: Advanced Beginner
Cost: \$50 (Class fee is waived with Bernina purchase at HCQ)

Dates: Fri. Sep 19.....1:00-3:00
Tues. Oct 28.....1:00-3:00
Thurs. Dec 18.....1:00-3:00

Take your serger knowledge to the next step! This class will teach you more serging techniques and combination stitches using your Bernina Serger model 700D to 1300MDA series. Please bring your machine, accessories, and “Mastering Your Bernina Serger Workbook” to this class. Serger Beginnings is the prerequisite to this class.




Bernina Technique Classes

BSR Basics

For Bernina models that include the Bernina Stitch Regulator (BSR)
Instructor: Staff
Level: Intermediate
Cost: \$50 (Class fee is waived with Bernina purchase at HCQ)
Workebook: Required

Dates: Sat. Sep 13.....10:00-11:00
Mon. Sep 22.....10:00-11:00
Thurs. Oct 9.....2:00-3:00
Wed. Nov 5.....2:00-3:00
Tues. Dec 9.....10:00-11:00
Thurs. Jan 15.....2:00-3:00

Our BSR Basics class is for owners of machines with BSR capabilities. The patented BERNINA Stitch Regulator (BSR) automatically ensures equal stitch lengths when sewing and quilting at variable speeds. You’ll learn how to take advantage of the BSR for improved sewing and quilting. You’ll need to bring your machine to this class as well as your “Mastering Your Bernina Workbook”. General Information must be taken before taking any other technique classes.




Quilting with Your Bernina

Instructor: Staff
Level: Intermediate
Cost: \$50 (Class fee is waived with Bernina purchase at HCQ)
Workbook: Required

Dates: Sat. Sep 13.....12:00-2:00
Mon. Sep 22.....12:00-2:00
Thurs. Oct 9.....4:00-6:00
Wed. Nov 5.....4:00-6:00
Tues. Dec 9.....12:00-2:00
Thurs. Jan 15.....3:00-5:00

If you’d like to optimize your quilting capabilities on your Bernina—this class will do it! You’ll get acquainted with the presser feet and techniques that will allow you to quilt on your Bernina with ease and skill. This class is open to all Bernina machine owners. Please note that you must have taken General Information before taking this class. You’ll need to bring your machine to this class as well as your “Mastering Your Bernina Workbook” to this class.



Artista Embroidery

Demystifying Stabilizers, Needles & Threads



Instructor: Staff
Level: Beginner
Cost: \$50 (Class fee is waived with Bernina purchase at HCQ)
Workbook: Required

Dates: Tue. Sep 16.....10:00-12:00
 Sat. Sep 20.....1:00-3:00
 Wed. Oct 15.....10:00-12:00
 Tues. Nov 11.....6:00-8:00
 Wed. Dec 3.....10:00-12:00
 Wed. Jan 7.....1:00-3:00

Stabilizers, Needles, and Threads OH MY! Don’t worry – you’ll get great know-how on these items in this class so there’s no more mystery. This class is open to all Bernina machine owners. This class is a lecture/demo so you do not need to bring your sewing machine. However, your “Mastering Your Bernina Workbook”, a pen/pencil, and some extra notepaper may be helpful.

Alphabet Antics



Instructor: Staff
Level: Advanced Beginner
Cost: \$50 (Class fee is waived with Bernina purchase at HCQ)
Note: For embroidery capable Bernina Artistas (exluding Aurora 430 & 440QE)

Dates: Tues. Sep 23.....6:00-8:00
 Mon. Sep 29.....1:00-3:00
 Tues. Oct 14.....3:00-5:00
 Tues. Nov 25.....10:00-12:00
 Wed. Dec 10.....4:00-6:00
 Wed. Jan 14.....4:00-6:00

In Alphabet Antics you will learn all about using the fonts built into your Bernina machine and embroidery module. Learn about the fonts available to you in with your sewing machine and learn how to use them to fit your unique creative purposes. Please bring your sewing machine, embroidery module, accessories, and “Mastering Your Bernina Workbook” to this class. Embroidery Beginnings is a prerequisite to this class.



Embroidery Beginnings

Instructor: Staff
Level: Beginner
Cost: \$50 (Class fee is waived with Bernina purchase at HCQ)

Dates: Tues. Sep 16.....1:00-3:00
 Sat. Sep 20.....3:00-5:00
 Wed. Oct 15.....1:00-3:00
 Tues. Nov 25.....10:00-12:00
 Tues. Dec 9.....10:00-12:00
 Wed. Jan 7.....4:00-6:00

You’ll get started on using your Bernina embroidery module and accessories and learn the basics of machine embroidery in this class. Please bring your Bernina 165E to 730E series machine and the embroidery module, accessories, and your “Mastering Your Bernina Workbook” to this class. Please note that you must have completed all the Sewing Features classes. This class is the prerequisite for the Alphabet Antics Artista Embroidery class. (A separate class will be given for 440/430 embroidery machine.)

Editor Lite w/EC on PC for Bernina Models 430E & 440QE



Instructor: Staff
Level: Advanced Beginner
Cost: \$50 (Class fee is waived with Bernina purchase at HCQ)

Dates: Tues. Sep 16.....6:00-9:00
 Mon. Sep 29.....10:00-1:00
 Tues. Nov 18.....6:00-9:00
 Thurs. Jan 8.....2:00-5:00

You’ll learn how to customize your embroidery designs using Bernina Editor Lite software, your Bernina sewing machine and embroidery module, and accessories. You will also learn how to use EC on PC (Embroidery Control on Personal Computer) to run the embroidery. Please note that you must have completed all the Sewing Features classes before taking this class. You will need to bring your Bernina 430E or 440QE sewing machine with accessories, embroidery module, laptop computer, and “Mastering Your Bernina Workbook” to this class.

Holiday Magic



Advent Calendar

Instructor: Karen
Level: Beginner
Cost: \$50
Kit: Included

Date: Fri Nov. 7.....10:00-1:00

This little project goes together so fast you’ll want to make several of them! The Advent kit is included in the price of the class, all you add is the fun!

Trick or Treat bags

Instructor: Karen
Level: Beginner
Cost: \$35
Kit: Included



Date: Sat Oct. 25.....1:00-3:00

This nice little project can help to collect those sweet Halloween treats! Whether you’re going out trick or treating, or you know a little one who is, this great fast and fun project is just the ticket!

Heirloom Stocking

Instructor: Billie
Level: Advanced Beginner
Cost: \$40
Kit: Upon Request
Pattern: Included
Date: Thu Dec. 4, 11.....2:00-4:00

This stocking is too pretty to fill! Learn some wonderful heirloom sewing techniques while making this wonderful project. What a lovely decoration for your home or someone special on your Christmas list!


Shop Hop Topper

Instructor: Natalie
Level: Advanced Beginner
Cost: \$40
Kit: Available
Pattern: Included



Date: Wed Nov. 5.....10:00-2:00

We did this kit in three color ways so you could choose your favorite and we converted the tree skirt into a table topper. It is constructed from half-square triangles and squares and looks far more complicated than it is. You will be amazed how simple it is to line up your pieces and watch your Starlite grow. In fact, the only extraordinary part of this piece is the binding, and we’ll help you through those pesky points and inside corners.



Holiday or not Table runner

Instructor: Pat
Level: Advanced Beginner
Cost: \$40
Kit: Available
Pattern: Included

Date: Thu Nov. 6, 13.....2:00-5:00

It doesn’t matter which Holiday you’re making this wonderful ‘quilt as you go’ table runner for! You will learn great techniques as you make this fun little project for yourself or some lucky person on your gift list!

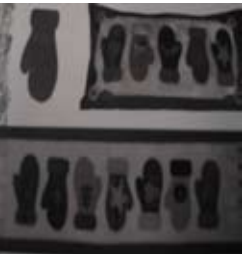
Holiday cards

Instructor: Cheryl
Level: Beginner
Cost: \$25
Kit: Included



Date: Tue Nov. 11.....2:00-4:00

You won’t believe how easy and fun these cards are to make! Come join us in the fun and we’ll provide all the supplies!



Mismatched Mittens


Instructor: Jean
Level: Beginner
Cost: \$40 or Free with Kit Purchase
Pattern: Included

Date: Fri Nov. 21, 28.....10:00-12:00

Jean has done it again! This is a great little wool project that can be turned into a pillow or left as a wall hanging. If you’ve had a chance to join her for Woolie Wednesday, you won’t want to miss this project!

Fun Coasters

Instructor: Charmain
Level: Beginner
Cost: \$35
Pattern: Included
Date: Fri Dec. 5.....10:00-12:00



What a great gift idea! You will be able to make these fun little coasters for everyone on your gift list, but don’t forget to keep a set for yourself!

Returning Favorites



Travel Lite-ly Tote

Instructor: Fran
Level: Advanced Beginner
Cost: \$40
Kit: Upon Request
Pattern: Included

Date: Wed Dec. 3.....1:00-6:00

Make this essential quilted tote for your traveling OTT-LITE®. It is so easy and fun to make you won't stop at just one! There are no zippers or buttonholes to worry about and with the 2 roomy outside pockets, you have a perfect opportunity to try some of those great embellishments!



Quilting with George

Instructor: Natalie
Level: Beginner
Cost: \$50

Date: Tue Jan. 20.....6:00-9:00

You've asked for a class on George, so how could we refuse? George is the longarm quilting machine in a desk. Use your established free-motion quilting skills on a true twenty-inch deep longarm. Free yourself from the constraints of quilting on a home machine and discover how easy it is to finish your quilts! We expect you to have some free-motion experience for this class, because we're going to concentrate on using George and doing as much stitching as we can! Class size will be limited to just three or four students so everyone gets maximum time with our new best friend. Bring a small quilt-top, batting and backing (no larger than crib size; about 40" by 50" please).



Seams Raggy

Instructor: Jean
Level: Beginner
Cost: \$40
Kit: Available
Pattern: Included

Date: Sat Nov. 8.....12:00-5:00

Back by popular demand! And, just in time for the holidays. Seams Raggy is a simple rag quilt constructed of just one basic block and lots of warm and fuzzy flannels. The throw size is perfect for kids, dorm rooms, or just for lounging. We have several bundles put together for you to choose from; you won't be able to resist. This is a great beginner project or for the experienced quilter who needs a quick project or gift. Come and join the fun. Finished size of throw is 56" x 64".

Celtic Hearts

Instructor: Karen
Level: Advanced Beginner
Cost: \$45
Pattern: Included

Date: Thu Jan. 15, 22.....10:00-1:00

Come and join us to make this great pattern. It is perfect for quilt as you go! And the use of bias bars makes this lovely design a snap.



Silk Ribbon Beginnings

Instructor: Shirley
Level: Beginner
Cost: \$40
Kit: Included
Book: Required

Date: Fri Nov. 7, 14.....2:00-5:00

Have you tried using silk ribbon without much success? Come and explore the versatility of using silk ribbon to decorate quilt blocks, hats, scarves, and even little sewing boxes! This class will focus on the techniques of incorporating ribbon work in your projects. You will be working with beads, as well as silk and metallic threads while learning the fly stitch, couching, the Japanese ribbon stitch, and needle weaving. A basic knowledge of simple embroidery stitches is required.



Wavy Log Cabin Table Runner

Instructor: Pat
Level: Advanced Beginner
Cost: \$40
Kit: Available
Pattern: Included

Date: Fri Oct. 17, 24.....2:00-5:00

"Leaves" is the fourth fabric collection Jackie Robinson has designed for Maywood studios. In her classic style, the collection is built around elegant two-color border prints. Warm autumn shades and fall leaves are featured. The Wavy Log Table Runner features classic overlapping log cabin blocks, set on point, and surrounded by border print. Finished size: 25" x 45 1/2".

Mastering your Bernina



General Information

Instructor: Staff
Level: Beginner
Cost: \$50 (Class fee is waived with Bernina purchase at HCQ)
Workbook: Required

Dates: Thu. Sep Sep 25.....6:00-8:00
Tues. Oct. 7.....3:00-5:00
Sat. Oct 25.....4:00-6:00
Thu. Nov 13.....2:00-4:00
Sat. Dec 6.....1:00-3:00
Thu. Jan 8.....10:00-12:00
Sat. Jan 17.....10:00-12:00

In this class you will begin the journey of discovery with your sewing machine. You will learn basic functions, basic care and cleaning, and will be able to start using your machine. Please bring your sewing machine, accessories, and your "Mastering Your Bernina Workbook" to this class. Please note that this class must be taken before any other Bernina technique classes.



Decorative Stitching

Instructor: Staff
Level: Beginner
Cost: \$50 (Class fee is waived with Bernina purchase at HCQ)
Workbook: Required

Dates: Mon. Sep 15.....10:00-12:00
Wed. Oct 15.....1:00-3:00
Tues. Oct 21.....3:00-5:00
Tues. Nov 4.....4:00-6:00
Wed. Nov 12.....10:00-12:00
Wed. Dec 10.....2:00-4:00
Tues. Jan 6.....6:00-8:00
Tues. Jan 20.....10:00-12:00

In this class you will learn about the various decorative techniques that your Bernina machine does so beautifully. You will learn about using double needles, triple needles, and wing needles. You will also have the opportunity to try some presser feet that may help enrich your sewing experience. Please bring your sewing machine, accessories, and "Mastering Your Bernina Workbook" to this class. General Information must be taken before taking any other technique classes.



Practical Stitching

Instructor: Staff
Level: Beginner
Cost: \$50 (Class fee is waived with Bernina purchase at HCQ)
Workbook: Required

Dates: Sat. Sep 20.....10:00-12:00
Tues. Oct 21.....6:00-8:00
Wed. Oct 29.....10:00-12:00
Tues. Nov 4.....1:00-3:00
Thurs. Nov 20.....6:00-8:00
Wed. Dec 3.....4:00-6:00
Tues. Jan 13.....1:00-3:00
Tues. Jan 20.....10:00-12:00

In this class you will learn how to do many practical techniques on your machine. You will learn about buttonholes, blind hems, jeans hems, and many other stitches and techniques that will help you in your everyday sewing. Please bring your sewing machine, accessories, and your "Mastering Your Bernina Workbook" to this class. Please note that you must have taken General Information before taking this class.

Stitch Manipulation

Instructor: Staff
Level: Beginner
Cost: \$50 (Class fee is waived with Bernina purchase at HCQ)
Workbook: Required



Dates: Mon. Sep 15.....1:00-3:00
Wed. Oct 22.....10:00-12:00
Tues. Oct 28.....6:00-8:00
Tues. Nov 11.....1:00-3:00
Tues. Dec 16.....2:00-4:00
Tues. Jan 6.....1:00-3:00

In this class you will learn how to manipulate and program your decorative stitches using the memory in your sewing machine. Please note that you must have taken General Information before taking this class. You'll need to bring your machine to this class as well as your "Mastering Your Bernina Workbook" to this class.

Additional Classes



Crooked Cabins

Instructor: Karen
Level: Advanced Beginner
Cost: \$45
Book: Required

Date: Thu Oct. 2.....1:00-6:00

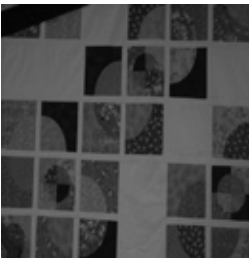
If you missed the opportunity to take the Pat Sloan “Crooked Cabins” workshop, all is not lost! This quilt can be a great memory quilt or a wonderful way to use all those large prints that are so popular today!

Moon in the Window

Instructor: Jean
Level: Advanced Beginner
Cost: \$40
Kit: Available
Pattern: Included

Date: Fri Oct. 3.....1:00-5:00

Moon in the window is a unique design created using curved templates to give a very complicated look. This stunning quilt is made from simple curved piecing. The sewing is easy but the result is sophisticated. This would be a great pattern for your collection of Asian fabrics, or use a favorite collection from your stash. This is definitely a fun, yet daunting looking quilt.



New Classes for 2009



Sand Devils

Instructor: Karen
Level: Intermediate
Cost: Free with Kit Purchase
Pattern: Included

Date: Tue. Jan. 13, Feb. 10, Mar. 10, Apr. 14, May. 12, Jun. 9
Time: 6:00-8:00

Whirlwinds spin across the surface of this amazing paper pieced quilt designed by Judy Niemeyer. We have collected some of the most beautiful fabrics to make this stunning quilt and class is free with the purchase of our kit! Please join Karen and whip up some sand devils of your own!



Crazy Quilt

Instructor: Moo and Shirley
Level: Advanced Beginner
Cost: \$75
Kit: Available, all you add is embellishments!
Pattern: Included


Date: Sat Jan. 2, Feb. 6, Mar. 6, Apr. 3, May 1, Jun 5,
Time: 10:00-1:00

Have you ever wanted to make a crazy quilt but didn’t know exactly where to start? Let Moo and Shirley show you the way! Moo will help you put together the base for your crazy stitches and Shirley will show you how to embellish it with those lovely hand dyed ribbons and beads she uses! When you add your own touches of charms, buttons and laces, this quilt becomes your very own. You should have a small bit of embroidery knowledge to take on this quilt.

Whole Cloth Quilt

Instructor: Moo
Level: Advanced Beginner
Cost: \$50
Kit: Upon request
Book: Required
Date: Sat Jan. 17, 31.....10:00-1:00

Have you always wanted to make a whole cloth quilt but didn’t know exactly where to start? Moo has put together this lovely quilt that would be a shining star in anybody’s quilt collection!




Technique Classes



Hollyhocks and Hummers

Instructor: Shirley
Level: Beginner
Cost: \$40
Kit: Available
Pattern: Included
Date: Fri Oct. 3, 17.....10:00-1:00


In this fun class you will make a wallhanging showcasing gorgeous hollyhock blooms and that summer favorite, the ruby throated hummingbird. What a great project to learn a new technique for raw edge appliqué using fusible and monopoly thread!



Dimensional Table Runner

Instructor: Natalie
Level: Advanced Beginner
Cost: Free with Kit purchase
Date: Tue Oct. 7, 14.....6:00-9:00

Lose yourself in a land of extraordinary beauty. Letitia Hutchings’ latest design for Mount Redoubt is a stunning dimensional floral project. Since Letitia’s designs are based on her machine appliqué technique, you can create this beauty in no time.



Painless Paper Piecing

Instructor: Karen
Level: Beginner
Cost: \$40
Pattern: Included

Date: Sat Sept. 13.....10:00-1:00
Tue. Dec. 16.....10:00-1:00

Let Karen show you the ‘easy’ way to paper piece! Once you learn the freezer paper piecing method, you will never go back to regular paper piecing. In this class you may choose between 3 little holiday projects which will make wonderful little hostess gifts or keep them for yourself!

Art Quilt Workshop

Instructor: Natalie
Level: Beginner
Cost: \$40
Book: Optional
Date: Sat Jan. 10.....10:00-3:00

We will explore the possibilities open to us by incorporating some fine art techniques into our quilting. We’ll use the Tsukineko All Purpose Inks to create a stenciled design on fabric, and experiment with rubbing, Angelina embellishments. There will be three classes and time for students to suggest techniques that they would like to explore. You will have a very individual wallhanging to construct by the end of class.



Machine Appliqué

Instructor: Natalie
Level: Beginner
Cost: \$35
Pattern: Included

Date: Tue Nov. 11.....6:00-9:00

We have one of the top hand appliqué teachers in Gloria Kugler, but there are many different and easy ways to approach appliqué on your sewing machine. Don’t let fear of appliqué hold you back from using this wonderful quilting technique. We’ll give you some different techniques and let you choose your favorite in a simple little wall-hanging. Piecing is not the only way to quilt any more and there are so many applications from garments to accessories you can embellish with appliqué.

Embroidery Monograms

Instructor: Billie
Level: Advanced Beginner
Cost: \$30

Dates: Tue Nov 18.....1:00-3:00
Thu Dec 11.....6:00-8:00


Let Billie show you how easy it is to make these wonderful monograms! They make great gifts but you’re going to want to decorate some of your things too!



Color Assistance/Custom Kits

Are you a person who likes a second opinion when putting fabrics together? Perhaps you have a particular color scheme in mind or have fallen in love with a sample we have hanging in the shop. We would love to help you choose your fabrics! Just bring in your pattern and let us do the rest! After we have come up with just the right combination, we’ll call you for your final “OK”.

Classes in the Basics



Hidden Star Sampler

Instructor: Jean
Level: Beginner
Cost: \$80
Book: Required

Date: Sat Sept. 6, 13, Oct. 18, Nov. 1, 15, 29 Dec. 13, 20.....1:00-4:00
Date: Tue Jan. 6, 13, 27 Feb. 10, 24 Mar 10, 24, 31.....6:00-9:00

The Hidden Star Sampler, by Applewood Farm Publications is an exciting new approach to learning the basics of quilt construction while making a gorgeous sampler quilt. This class will be an in-depth study covering the basics of quilting. After completing this 8 session class you will be ready to tackle just about anything!




Featherweight Care

Instructor: Gary
Level: Beginner
Cost: \$30
Book: Optional
Date: Tue Nov. 4.....5:00-8:00

Come and learn all about those little back wonders, the Featherweight! We will be taking them apart in order to learn how to keep them in tip-top sewing condition from their little bobbin cases to the belt on their fly wheel! If you have a featherweight that you love, this is the class for you!

All About Machine Quilting

Instructor: Natalie
Level: Beginner
Cost: \$40
Book: Optional



Date: Fri Nov 7, 14.....10:00-1:00

Finish those projects! Machine quilting makes fast and easy work of finishing quilts, quilted clothing, placemats, table runners, wall quilts, etc. Based on Harriet Hargrave’s book, *Heirloom Machine Quilting*, our Machine Quilting class covers basic machine quilting, using your machine’s walking foot (even-feed foot), and free-motion quilting.



Beginning Hand Applique

Instructor: Gloria
Level: Beginner
Cost: \$40
Kit: Upon Request
Pattern: Included

Date: Tue Oct. 14, 21.....6:00-8:00

For this class “beginning” means the ability to use scissors and perhaps to thread a needle! Gloria has put together an easy class for the “beginner-beginner”! She will cover the very basic techniques used to create templates, inside and outside curves and points, stems, leaves, and more.

Longarm Quilting

Instructor: Rita
Level: Beginner
Dates: Mon Oct. 20, 27, Nov. 3.....10:00-12:00
Sat Oct. 18, 25, Nov. 1.....10:00-12:00
Mon Nov. 10, 17, 24.....10:00-12:00
Sat Nov. 15, 22, 2910:00-12:00
Sat Dec. 6, 13, 20.....2:00-4:00
Sat Jan 10, 17, 24.....10:00-12:00
Mon Jan. 12, 19, 26.....10:00-12:00

If you want to quilt those tops you have completed, are thinking of purchasing a machine for quilting, or just want to learn how a longarm works, this is a great class to take. Janet Mohler will instruct you in everything from the differences in thread to what to look for in a pantograph! You will learn everything you need to know to run a longarm and be ‘certified’ to rent hours after class completion. The classes are 3 sessions of 2 hours each and include 3 hours of ‘home work’ on our APQS Millennium longarm which you can schedule at your convenience. What a great way to get those tops quilted!



January

Sunday	Monday	Tuesday	Wednesday	Thursday	Friday	Saturday
Shop Closed				New Years Day Sale 8-6	Crazy Quilt #1 10-1	Block of the Month 10-12 Sparkle Patches Jacket #1 10-12 Wildflower Quilt #1 2-4 Block Party 2-5
Shop Closed	Quilts from the Heart: 12-4	Stitch Manipulation: 1-3 Decorative Stitching: 6-8 Hidden Star #1 6-9	Getting Started 10-12 Demystifying Stabilizers 1-3 Embroidery Beginnings 4-6	General Info 10-12 Editor Lite 2-5	Potholder Club: 2-5	Sparkle Patches Jacket #2 10-12 Art Quilt Workshop 10-3 Dragon Wing Coat #1 2-4 Longarm #1 10-12
Shop Closed	Longarm #1 10-12	Practical Stitching: 1-3 Sand Devils #1 6-8 Hidden Star #2 6-9	Software Club: 10-12 Alphabet Antics 4-6	Celtic Heart #1 10-1 BSR Basics 2-3 Quilting with Bernina 3-5 UFO 6-9	Charm School: 2-5	General Info 10-12 Dragon Wing Coat #2 2-4 Whole Cloth Quilt #1 1-4 Longarm #2 10-12
Shop Closed	Longarm #2 10-12	Decorative Stitching: 10-12 Practical Stitching 6-8 Quilting with George: 6-9	Digitizing 10-12 Stitch Manipulation: 1-3	Celtic Heart #2 10-1	Strip Club: 2-5	Longarm #3 10-12
Shop Closed	Longarm #3 10-12	Modifying Designs 10-12 Lettering 6-8 Hidden Star #3 6-9	Woolie Wednesday: 2-5			Whole Cloth Quilt #2 1-4

December

Sunday	Monday	Tuesday	Wednesday	Thursday	Friday	Saturday
Shop Closed	1 Quilts from the Heart 12-4	2 P.P. Board Meeting 9:30	3 Demystifying Stabilizers 10-12 Travel Lite-ly Tote 1-6 Practical Stitching 4-6	4 Sew and Tell 11-1 Heirloom Stocking #1 2-4	5 Fun Coasters 10-12	6 Baltimore Basics #11 10-12 Be Attitudes 10-12 Block Party 2-5 Longarm Quilting #1 2-4 General Info 1-3
7 After Market Party 2-5 Shop Closed	8 BSR Basics 10-11 Quilting with Bernina 12-2 Embroidery Beginnings 10-1 Lettering 1-3	9 Painless Paper Piecing 10-1 Sew and Tell 11-1 Heirloom Stocking #2 2-4 Embroidery Monograms 6-8	10 Bernina Embroidery Club 10-1 Decorative Stitches 2-4 Alphabet Antics 4-6	11 Pot Holder Club 2-5	12 Longarm Quilting #2 2-4 Hidden Star #7 1-4	13 Longarm Quilting #3 2-4 Hidden Star #8 1-4
14 Shop Closed	15 Painless Paper Piecing 10-1 Sew and Tell 11-1 Heirloom Stocking #2 2-4 Embroidery Monograms 6-8	16 Getting Started 1-3 Digitizing 4-6	17 Sew and Tell 11-1 Heirloom Stocking #2 2-4 Embroidery Monograms 6-8	18 Charm School 2-5	19 Longarm Quilting #3 2-4 Hidden Star #8 1-4	20 Longarm Quilting #3 2-4 Hidden Star #8 1-4
21 Shop Closed	22 Kids Kamp 10-11:30 Pajama Party 2-4	23 Strip Club 2-5	24 Merry Christmas / Happy Holidays Shop Closed	25 Kids Kamp 10-11:30 Pajama Party 2-4 Woolie Wednesday 2-5 New Years Eve-Close at 5	26 Kids Kamp 10-11:30 Basket a Month 10-12	27 Kids Kamp 10-11:30 Basket a Month 10-12
28 Shop Closed	29 Kids Kamp 10-11:30 Pajama Party 2-4	30 Kids Kamp 10-11:30 Pajama Party 2-4 Woolie Wednesday 2-5 New Years Eve-Close at 5	31 Christmas Eve - close early			

September

Sunday	Monday	Tuesday	Wednesday	Thursday	Friday	Saturday
Shop Closed	1 Labor Day Shop Closed	2 Silk Ribbon Beginnings #2 6-8 Hidden Star #7 6-9	3 Dragon Wing Coat #1 1-3	4 Sew and Tell 11-1 EQ6 #1 6-9 Decorative Stitching 6-8	5 Getting Started 10-12 Lettering 1-3	6 Baltimore Basics #8 10-12 Be Attitudes 10-12 Hidden Star #1 1-4 Block Party 2-5
7 Bus Trip to La Veta Shop Closed	8 Longarm Quilting #1 10-12 Bernina General Info 10-12 Practical Stitching 1-3 Bagzillal 1-4	9 4th of July #7 12-2 Hidden Star #8 6-9 Getting Started 6-8	10 Software Club 10-12 Dragon Wing Coat #2 1-3	11 Heirloom Quilt BOM 10-12 EQ6 #2 6-9 Stitch Manipulation 6-8	12 Modifying Designs 10-12 Digitizing 1-3 Potholder Club 2-5	13 Longarm Quilting #1 10-12 Painless Paper Piecing 10-1 BSR Basics 10-11 Quilting with Bernina 12-2 Hidden Star #2 1-4
14 Shop Closed	15 Longarm Quilting #2 10-12 Decorative Stitching 10-12 Stitch Manipulation 1-3	16 Demystifying Stabilizers 10-12 Embroidery Beginnings 1-3 Editor Lite 6-9	17 Piecing Partners 1:30-5	18 Piecing Partners 10-5 UFO 6-9	19 Sewer Beginnings 10-12 Three Thread Techniques 1-3 Charm School 2-5	20 Longarm Quilting #2 10-12 Practical Stitching 10-12 Demystifying Stabilizers 1-3 Embroidery Beginnings 3-5 Summer Wine #2 3-6
21 Homecoming 2-5 Shop Closed	22 Longarm Quilting #3 10-12 BSR Basics 10-11 Quilting with Bernina 12-2	23 Alphabet Antics 6-8	24 Woolie Wednesday 2-5	25 Kurt and Your Bernina Bernina General Info 6-8	26 Strip Club 2-5 Quilt-a-Fair	27 Longarm Quilting #3 10-12 Basket a Month 10-12 Quilt for a Cure 10-5 Quilt-a-Fair
28 Shop Closed	29 Editor Lite 10-1 Alphabet Antics 1-3	30 Lettering 6-8				

October

<i>Sunday</i>	<i>Monday</i>	<i>Tuesday</i>	<i>Wednesday</i>	<i>Thursday</i>	<i>Friday</i>	<i>Saturday</i>
Shop Closed			Central Park 10-3	Sew and Tell 11-1 Crooked Cabins 1-6	Hollyhocks & Hummers #1 10-1 Memory Signature Quilt #1 10-4 Moon in Window 1-5	Baltimore Basics #9 10-12 Be Attitudes 10-12
5 Shop Closed	6 Quilts from the Heart 12-4	7 Getting Started 3-5 General Info 3-5 Dimensional Tablerunner #1 6-9	8 Bernina Embroidery Club 10-1 Modifying Designs 2-4 Digitizing 4-6	9 BSR Basics 2-3 Quilting with Bernina 4-6	10 Pot Holder Club 2-5	11 Simply Stitches Jacket #1 10-1 Block Party 2-5
12 Shop Closed	13 Alphabet Antics 3-5 Beginning Hand Applique #1 6-8 Dimensional Tablerunner #2 6-9	14 Quilters Getaway	15 Demystifying Stabilizers 10-12 Decorative Stitches 1-3 Embroidery Beginnings 1-3	16 Getting Started 6-8 UFO 6-9	17 Hollyhocks & Hummers #2 10-1 Wavy Log Tablerunner #1 2-5 Charm School 2-5	18 Longarm Quilting #1 10-12 Simply Stitches Jacket #2 10-1 4th of July #8 10-12 Hidden Star #3 1-4 Summer Wine #3 3-6
19 Shop Closed	20 Longarm Quilting #1 10-12	21 4th of July #8 12-2 Decorative Stitches 3-5 Practical Stitching 6-8 Beginning Hand Applique #2 6-8	22 Lettering 10-12 Stitch Manipulation 10-12 Piecing Partners 1:30-5	23 Piecing Partners 10-5	24 Memory Signature Quilt #2 10-4 Wavy Log Tablerunner #2 2-5	25 Longarm Quilting #2 10-12 Basket a Month 10-12 Simplicity #1 10-1 Tick or Treat Bags 1-3 Strip teaser table topper 2-5 General Info 4-6
26 Shop Closed	27 Longarm Quilting #2 10-12	28 Serge Beginnings 10-12 3 Thread Techniques 1-3 Stitch Manipulation 6-8	29 Practical Stitching 10-12 Woolie Wednesday 2-5	30 Strip Club 2-5	31 Halloween Sale	

November

<i>Sunday</i>	<i>Monday</i>	<i>Tuesday</i>	<i>Wednesday</i>	<i>Thursday</i>	<i>Friday</i>	<i>Saturday</i>
Shop Closed						Longarm #3 10-12 Baltimore Basics #10 10-12 Be Attitudes 10-12 Block Party 2-5 Hidden Star #4 1-4
2 Shop Closed	3 Longarm Quilting #3 10-12	4 Practical Stitching 1-3 Decorative Stitches 4-6 Featherweight Care 5-8 P.P. Board Meeting 9:30	5 Shop Hop Topper 10-2 3-D Pinwheel Placemats 1-5 BSR Basics 2-3 Quilting with Bernina 4-6	6 Sew and Tell 11-1 Quilt of Stitches #1 2-5 Holiday or Not Tablerunner #1 2-5	7 All About Machine Quilting #1 10-1 Advent Calendar 10-1 Silk Ribbon Beginnings #1 2-5	8 Simplicity #2 10-12 Log Cabin Jacket 10-1 Seams Raggy 12-5
9 Shop Closed	10 Longarm Quilting #1 10-12	11 Stitch Manipulation 1-3 Holiday Cards 2-4 Demystifying Stabilizers 6-8 Machine Applique 6-9	12 Software Club 10-12 Decorative Stitches 10-12 Getting Started 2-4	13 General Info 2-4 Holiday or Not Tablerunner #2 2-5 Pot Holder Club 2-5	14 All About Machine Quilting #2 10-1 Silk Ribbon Beginnings #2 2-5 Trip for Two 1-6	15 Longarm Quilting #1 10-12 Log Cabin Jacket 10-1 Hidden Star #5 1-4 Summer Wine #4 3-6
16 Shop Closed	17 Longarm Quilting #2 10-12	18 Modifying Designs 10-12 Embroidery Monograms 1-3 Editor Lite 6-9 Lettering 6-8	19 Woolie Wednesday 2-5	20 Quilt of Stitches #2 2-5 Practical Stitching 6-8 UFO 6-9	21 Mismatched Mittens #1 10-12 Trip for Two 6-9	22 Longarm Quilting #2 10-12 Basket a Month 10-12 Simplicity #3 10-12 Trip for Two 1-6
23 Shop Closed	24 Longarm Quilting #3 10-12	25 Embroidery Beginnings 10-12 Alphabet Antics 10-12 Digitizing 1-3	26 Piecing Partners Holiday Party	27 Happy Thanksgiving Shop Closed	28 Mismatched Mittens #2 10-12 Strip Club 2-5	29 Longarm Quilting #3 10-12 Hidden Star #6 1-4
30 Shop Closed			Thanksgiving Eve - close early			