



HIGH COUNTRY QUILTS

4771 North Academy Boulevard
Colorado Springs, CO 80918
719/598-1312

<http://www.hcquilts.com/>

SHOP HOURS

Monday through Saturday 9:30 a.m.–6:00 p.m.
Closed Sundays

Conveniently Located...

Behind Denny's at the southeast corner of
Academy and Flintridge



Coming Soon: Auction in the Courtyard

Do you have any quilts you would like to put up for auction? We are planning the first ever High Country Quilts Auction! We will have a 'preview night' on Friday, October 3rd from 6:00 to 9:00 pm where you can enjoy refreshments while choosing which quilts you would like to bid on! The auction will take place on Saturday in our courtyard. We will be collecting a small 'entry fee' as well as a small 'bidders fee' which will be donated to a local charity. Worried that your quilt might not bring in the price you feel its worth? No problem, all entrants will be able to place a reserve on their quilts. If bidding doesn't reach the reserve set, your quilt will remain with you. What a great way to give back to our community and have some fun!



What's New? at High Country Quilts?

There is nothing like the promise of spring! We've seen it too in the quilting world. New fresh fabrics, jelly rolls and charm squares, some taking on the look of gardens in bloom, and fresh patterns and books just waiting to 'bloom' under your guidance!

HCQ will be celebrating May Mania by putting on a Software Fair the 14th through the 17th where all software will be on sale! We will have demonstrations for you along with computers set up so you can try the various types of software yourself. Come see if any will work for you! On that Saturday, we will 'throw a fit' by hosting a party to help you get to know the "My Label" software. If you would like our help taking your measurements, we will have a dressing screen in the corner and take all measurements by centimeters! (Your secrets will be safe with us!)

May is also the month we've chosen to start on a brand new adventure, silk ribbon embroidery! Join Shirley Cramer and learn how to manipulate those beautiful hand dyed silk ribbons to dress up wearables or quilts alike.

June brings us a lovely workshop with author, designer, and quilting guru Pat Sloan! She will be teaching a great machine quilting class that is geared to your home machines, however, she will be demonstrating on our very own George! Something to Sew about is a new class we are offering to pre-teens and teens who would like to learn to sew. If you are traveling up to Estes Park for Quilt Colorado, be sure to stop by our booth, we are very excited to be taking part in the vendor's mall this year.

The end of June brings our Shop Hop. We have come up with a great idea! You and your friends can 'hop on the bus'! This will allow you to travel to all the shops in a day, see all the demos, get your passports stamped, enjoy a box lunch and finally be eligible for some wonderful 'bus only' giveaways that we will be offering this year! Seats are limited, so be sure to sign up early and leave the driving to us!

Then in July, here at HCQ, we feel it's never too early to get started on Christmas! We are offering five fun little classes that will help you get a jump start on your Christmas gift giving but we won't tell if you decide to keep these little treats for yourself!

August brings us Libby Lehman, a national Bernina educator! She will be her for a two day workshop and will share with us some great tips. This is also the month when Jean, Karen and Natalie will be jetting off to Switzerland for a tour of the Bernina Factory! Do we have our passports in order?

In September, we have another bus trip planned. Again we will be going to La Veta to be a part of The Quilt Show taping! It is so much fun! If you haven't had a chance to be a part of it, take this opportunity. You need to be a member, but at \$24.95 a season, it is a great buy. We have learned so much from Alex Anderson and Ricky Tims not to mention the great line up of guests they have. They are very excited to be able to give you a quality show that is much more in depth than the old 'Simply Quilts' show was, and the giveaways are worth the price of membership alone!

Whether you're a quilter or a garment maker, we have found some exciting new classes and events, so grab a cup of your favorite beverage, curl up in a quiet place, and see all that spring has to offer in our little corner of the world.

Jean, Karen & Natalie

Blocks of the Month & Clubs

Clubs continue to comprise more and more of our calendar. If you are looking for a great way to make new friends that share your interest in quilting and sewing, this is for you. Each of our clubs is a little bit different; there is sure to be something for everyone! We will have samples from each of our clubs available, so stop in and browse. We are very happy to help you find the perfect fit!

“Charm School”

Have you ever been tempted by those wonderful little 5x5 inch squares? We sure have! That’s why we decided to open a ‘Charm School’ right here at High Country Quilts! We have picked out some great little projects that can be completed using charm squares. For the monthly club cost of \$20, you will receive a pack of these 5x5 wonders along with a new pattern. Charm School meets on the third Friday of the month from 2-5.



Fourth of July

Instructor: Karen
Level: Advanced Beginner
Cost: \$100 + \$16/month
Pattern Included + Fabric Kit

Dates: Tues, May 13, Jun. 10, July 8, Aug. 12, Sep 9,
Oct. 14.....12:00-2:00
Sat, May 24, Jul. 26, Aug. 23, Sep. 27.....10:00-12:00
Jun. 14.....1:00-3:00

This batik block of the month is paper pieced. You say you have tried paper piecing and don’t like it? You love the look of the pointy-est of points but hate removing all that paper after you’re done sewing? Well let me teach you the freezer paper piecing method! We will be completing this wonderful quilt, one block at a time, while learning a great new way to get those precise points. We will be offering this quilt in rich jewel tones for a beautiful, warm look. This quilt is stunning!

Software Club



Software Club meets on the second Wednesday of odd months starting in January from 10:00-12:00. We will be covering different ways to use software to broaden your sewing horizons on your Bernina. Laptop computers are suggested for efficiency for club sessions. Club cost of \$10 per month.

Woolie Wednesdays

Wool has become such a popular medium; we decided to offer a club which will give you the opportunity to create some fun mini projects. For each month of the year we will work on a themed project from simple pin cushions to fancier penny rugs. Kits, which include wool and pattern, will be offered monthly for under \$25, depending on project. Hope you join us! Woolie Wednesday meets on the last Wednesday of the month from 2-5.



Basket-a-Month Club

The fabrics of the 1930’s are so fun and cheerful. Join us each month as we recreate basket blocks that are sure to add an old fashioned, yet charming addition to your quilt collection. The Basket-a-Month club will run from January thru December 2008. Club cost is \$120 for the year. Class fee includes monthly fabric kits and patterns. Basket-a-Month club will meet on the fourth Saturday of the month from 10:00-12:00.



Potholder Club

Everyone can use some new potholders! We found several patterns and we decided it would be fun to make some. For the monthly club cost of \$10.95 and the cost of the patterns, you will receive a project kit containing all fabric and a new recipe each month. The potholder club will meet on the second Friday of each month from 2:00-5:00.



Special Events



May May-nia

Switzerland here we come!!! We are so very excited that we couldn’t stand not getting you involved! We are very close to winning 4 tickets to Switzerland, compliments of Bernina of America. As many of you know, Steckborne, Switzerland is the hometown of Bernina. Thanks to all of our loyal customers and friends for making us worthy of this opportunity! To celebrate, during the month of May, we will be offering some very special gift with purchase options on sewing machines, all software will be on sale, and many other fun rewards for you. We will be holding a software fair May 14 – May 17 culminating in a ”Throw a fit” party on May 17 using the new My Label Software. Come in and get fitted!

Mystery Retreat



We have a chosen a great Mystery Quilt project that is sure to be a hit. You will enjoy three days and two nights at the Hideaway Lodge (Oct. 14th - 16th), just minutes away from Colorado Springs. Meals are prepared and served to us and with just two to a room, the accommodations are perfect. Imagine, three days of nothing but eat, sleep, and sew; what could be better! Cost \$250.

Sale!



Sale!

Sidewalk Sale

Come join us on Monday, August 4th for High Country Quilts Sidewalk Sale! There will be lots of great deals on fabric, books, patterns and even some great buys on everything Bernina! It’ll be out back, on our courtyard breezeway where we will be enjoying the great outdoors with this very special sale!

Dates to Remember

May 1-31.....	May Mania
May 11.....	Mother’s Day
May 14-17.....	Software Fare
May 17.....	Throw a fit Party
May 26.....	Memorial Day
June 6 & 7.....	Quilting with Pat Sloan
June 15.....	Father’s Day
June 18-22.....	Quilt Colorado
June 27, 28, & 29.....	Heart of Colorado Shop Hop



Hop on the Shop Hop Bus!

The heart of Colorado Shop Hop is just around the corner and we have planned a great way for you to be able to visit all the shops without the worry of driving. We have three buses available for you, one starting in Castle Rock, one starting in Pueblo and one starting here in the Springs! Each bus will visit all the shops where ‘hoppers’ will be able to see demos, take time to shop, and get their passports stamped. A box lunch will be provided to each ‘hopper’ and we have also selected some very special ‘bus only’ give-aways. The seats are limited so sign up soon!



Throw a Fit Party!

The My Label software makes your dream of getting a good fit when sewing garments a reality. We would like to introduce you to this fabulous new software that allows you to choose from 20 built in patterns, customize with fabric choices, button, embroidery and stitch choices and fit your garment on your 3D Mannequin that conforms to your own personal body measurements. Print your pattern in the comfort of your own home, cut your fabric and sew! 3D animation lets you view your patterns with both selected fabric and embellishments. Your body ... your fit ... your label!

ADMIT ONE

Bus Trip to LaVeta

Did you hear about our bus trip to Ricky Tims’ studio last March? We were part of the studio audience for “The Quilt Show”. It was so much fun, we decided to do it again! We will leave from the HCQ parking lot at 6:00 am on Sunday September 7th and return again around 6:00 in the evening. If this sounds like fun and something you would like to do, call and reserve you seat as soon as possible!

Artista Software

Getting Started

For EditorPlus and DesignerPlus software owners
Instructor: Staff
Level: Beginner
Cost: \$50 (Class fee is waived with Bernina purchase at HCQ)



Dates:	Fri. Jun. 13.....	10:00-12:00
	Tue. Jun. 17.....	6:00-8:00
	Tue. Jul. 8.....	10:00-12:00
	Sat. Jul. 26.....	1:00-3:00
	Fri. Aug. 15.....	10:00-12:00
	Tue. Aug. 19.....	6:00-8:00
	Fri. Sep. 5.....	10:00-12:00
	Tue. Sep. 9.....	6:00-8:00

Don't let the Bernina Embroidery Software intimidate you! Bernina's easy-to-use computer software will enhance both your sewing and embroidery experiences. In this class you will learn the basic tools and functions available to you in your software, setting you on your way to becoming an efficient software user. Please bring your software dongle, a laptop computer, an external mouse, and your "Mastering Your Bernina Embroidery Software Workbook" to this class. This class is the prerequisite for all the Bernina Software classes.

Lettering

For EditorPlus and DesignerPlus software owners
Instructor: Staff
Level: Advanced Beginner
Cost: \$50 (Class fee is waived with Bernina purchase at HCQ)



Date:	Fri. Jun. 13.....	1:00-3:00
	Tue. Jun. 24.....	6:00-8:00
	Tue. Jul. 8.....	1:00-3:00
	Sat. Jul. 26.....	3:00-5:00
	Fri. Aug. 15.....	1:00-3:00
	Tue. Aug. 26.....	6:00-8:00
	Fri. Sep. 5.....	1:00-3:00
	Tue. Sep. 30.....	6:00-8:00

In this class you will learn about the various lettering tools at your disposal in the Bernina software. You will learn about fonts, editing and adding lettering to designs, and other great and fun tools in your software. Please bring your software dongle, a laptop computer, an external mouse, and your "Mastering Your Bernina Embroidery Software Workbook" to this class. Getting Started is the prerequisite to this class.

Modifying Designs

For EditorPlus and DesignerPlus software owners
Instructor: Staff
Level: Advanced Beginner
Cost: \$50 (Class fee is waived with Bernina purchase at HCQ)



Date:	Tue. May 20.....	6:00-8:00
	Thu. Jun. 5.....	6:00-8:00
	Tue. Jun. 17.....	10:00-12:00
	Sat. Jul. 12.....	10:00-12:00
	Tue. Jul. 29.....	10:00-12:00
	Thu. Aug. 7.....	6:00-8:00
	Fri. Aug. 22.....	10:00-12:00
	Fri. Sep. 12.....	10:00-12:00

In this class we will take your software knowledge to the next level by teaching you to edit and modify existing designs using your Bernina software. Please bring your software dongle, a laptop computer, an external mouse, and your "Mastering Your Bernina Embroidery Software Workbook" to this class. Getting Started is the prerequisite to this class.

Automatic and Manual Digitizing

For DesignerPlus Bernina Embroidery Software owners
Instructor: Staff
Level: Intermediate
Cost: \$50 (Class fee is waived with Bernina purchase at HCQ)



Date:	Fri. May 9.....	1:00-3:00
	Tue. May 27.....	6:00-8:00
	Thu. Jun. 12.....	6:00-8:00
	Tue. Jun. 17.....	1:00-3:00
	Sat. Jul. 12.....	1:00-3:00
	Tue. Jul. 29.....	1:00-3:00
	Thu. Aug. 14.....	6:00-8:00
	Fri. Aug. 22.....	1:00-3:00
	Fri. Sep. 12.....	1:00-3:00

In this class you will learn the skills needed to create your own embroidery designs using the Bernina Embroidery Software. You will learn how to use the automatic tools and when automatic applications are appropriate. You will also learn how to digitize manually and how this skill can open an infinite number of creative possibilities. You will need to bring a laptop and your "Mastering Your Bernina Embroidery Software Workbook" to this class. You must have taken Getting Started and Modifying Designs before taking this class.

More BOM's & Clubs



Embroidery Club

The Embroidery Club meets on the second Wednesday of even months starting in February from 10:00-1:00. We'll be trying out various embroidery techniques for Bernina machines in each session so you'll become an expert in no time! You will need your machine, embroidery module and accessories, and a means to transfer designs to your module (laptop, design card, CD, memory stick, etc.). It's a good idea to arrive early to set up. Club cost of \$10 per month.




Friday Afternoon Strippers

(Come and Sew)

Friday Afternoon Strippers (come and sew) is still very popular and welcomes all interested strippers. We meet once a month to make quilts from 2 1/2" strips of fabric. There are always plenty of pre-cut strip bundles available for purchase, or you may bring your own strips. A different pattern will be featured each month to help you use those strips! Class cost is FREE with featured monthly pattern purchase. Strip Club meets on the last Friday of the month from 2-5.



Sew & Tell Club is held on the first Thursday of each month from 11:00-1:00. Every month we'll present a different technique and fun new items at HCQ and then enjoy each other's show and tell items. We invite you to bring those projects; quilts, garments or any projects you've been working on to get some well-deserved appreciation. All are welcome so bring your friends to share in the fun as well as the refreshments that will be served afterward. This club is presentation only—no machine or supplies necessary. Sew and Tell Club is free for the 1st year after purchasing your machine from HCQ (otherwise--\$24 for calendar year—will be pro-rated depending on when you join).



Baltimore Basics


We have been so fortunate to have Gloria teach our Baltimore Album blocks that we are again offering this popular class. Mimi Dietrich's book Baltimore Basics will be your guide and inspiration. The class will start up in February and will meet on the first Saturday of each month starting in February and continuing for 10 months.

Featured Instructors



A Friday & Saturday with Pat Sloan

Pat Sloan publishes her own patterns as well as designing patterns for McCall's Quilting, McCall's Quick Quilts, American Patchwork & Quilting, Quilters World, Create & Decorate, and the Fons and Porter magazines. She has designed several fabric lines through P&B Textiles and written more than 15 books through Leisure Arts publishing. She teaches quilting all over the world and-how wonderful-she is coming to High Country Quilts to share all that expertise with us! All day Friday, June 6th, she will be here for a 'meet and greet' where she will be signing books before her class on machine quilting. Her Crooked Cabins quilt workshop on Saturday from 10-4, can be a memory quilt or a great way to use those large prints. Don't miss the chance to learn from this EXTROIDINARY quilter!



Two Great Classes from Libby Lehman

Libby Lehman is back in town and here at High Country Quilts! We are VERY excited to be a part of her brand new workshops! Don't miss the opportunity to learn from this great designer, teacher, author and especially, quiltmaker!

Bring on the Bobbin - Use topsy-turvy bobbin drawing to make a small but bold and graphic wall quilt with your sewing machine that has a removable and adjustable bobbin. Thu. Aug. 13 10:00-1:00 Cost: \$30

Super Machine Quilting - Come explore the possibilities and variations of machine stitching offered by decorative and utility stitches on today's incredible sewing machines. We will cover adjusting and combining stitches, satin stitching, foolproof anchoring, tapering, pivoting, free-motion styles and double needle effects. Each student must have a modern zigzag sewing machine with the ability to adjust the width in increments. Fri. Aug. 14 10:00-5:00 Cost: \$50 (Box Lunch included)

Summer Fun...



Christmas in July

We couldn’t resist offering you the chance to get a head start on your holiday projects again this year! Each Wednesday evening in July, we are offering a new and fun project to help you along. Each class session is only \$30. We will have kits available for most of the classes. Come share in the fun and get into the spirit of the season!

Advent Calendar:	Wed. Jul. 2.....5:00-8:00
Shop Hop Topper:	Wed. Jul. 9.....5:00-9:00
Holiday or not Tablerunner:	Wed. Jul. 16.....6:00-9:00
Greeting Cards:	Wed. Jul. 23.....5:00-8:00
3-D Pinwheel Placemats:	Wed. Jul. 30.....5:00-9:00

Wearables

Bagzilla!

Instructor: Karen
Level: Beginner
Cost: \$30
Pattern: Included
Date: Tue. Jun. 10.....2:00-5:00



Are you a shopper? I mean a serious shopper? Then this is the bag for you! Make this expandable bag and be on your way to a great shopping spree before you know it! Karen has made this bag very do-able and a great way to use some of those extra 12” leftover blocks.

Something to Sew About

Instructor: Pat F.
Level: Beginner
Cost: \$80
Book: Required
Date: Wed. Jun. 4, Jun. 11,
Jun. 18.....2:00-4:00



Every night feels like a slumber party when you are wearing a pair of pajama pants made from your favorite fabric. We will be sewing an updated version of the PJ’s (Capri length if you wish) and they fit slightly below your waist. The book also includes other patterns like a great tote bag! This class is a great class for teens who would like to learn how to sew basic garments. Bring a couple of your friends and have a great time!

Kids Kamp

Instructor: Peggy
Level: Beginner
Cost: \$399 (Machine Included!!)
Pattern, Kit, and Snacks provided
Date: Mon.-Thu. Jun. 23-26.....10:00-1:00



Come learn to safely use your brand new sewing machine! You can pick out your very own material, then cut out and sew pants, shorts, or a skirt that you can really wear. At the end of this 4 day ‘kamp’, your child will be given the sewing machine they have used to keep!



Heirloom Nightshirt

Instructor: Billie
Level: Advanced Beginner
Cost: \$30
Pattern: Included
Date: Wed. Jun. 4.....10:00-1:00

Sew a pretty nightshirt for yourself or someone dear to you. You’ll “build” your yoke fabric from delicate heirloom laces, entredeux, embroideries, etc. Come learn some fun heirloom techniques while creating dreamy sleepwear.



Dragon Wing Coat

Instructor: Billie
Level: Advanced beginner
Cost: \$55
Pattern: Included
Date: Wed. Sep. 3 & 10.....1:00-3:00

Create a gorgeous reversible garment using complementary rayon batik fabrics. The pattern features minimum seams, no fitting, and is quilted following a lovely surface design. You must be comfortable with basic garment construction, free-motion machine quilting, and familiar with your sewing machine.

Sergers: Bernina Models 700D to 1300MDC

Serger Beginnings

Instructor: Billie
Level: Beginner
Cost: \$50 (Class fee is waived with Bernina purchase at HCQ)




Dates:	Mon. May 12.....10:00-12:00
	Sat. Jun. 14.....1:00-3:00
	Tue. Jul. 15.....10:00-12:00
	Sat. Aug. 23.....1:00-3:00
	Fri. Sep. 19.....10:00-12:00

This class will teach you all the basics of using your Bernina Serger including threading and overlock stitching. Please bring your Bernina Serger model 700D to 1300MDS series machine, accessories, and “Mastering Your Bernina Serger Workbook” to this class. This class is the prerequisite for the Three -Thread Techniques Serger class.

Bernina Technique Classes

BSR Basics

For Bernina models that include the Bernina Stitch Regulator (BSR)
Instructor: Staff
Level: Intermediate
Cost: \$50 (Class fee is waived with Bernina purchase at HCQ)
Workebook: Required




Dates:	Wed. May 21.....10:00-11:00
	Sat. May 24.....1:00-2:00
	Sat. Jun. 21.....10:00-11:00
	Mon. Jun. 23.....2:00-3:00
	Sat. Jul. 19.....1:00-2:00
	Mon, Jul. 28.....10:00-11:00
	Sat. Aug. 16.....10:00-11:00
	Mon. Aug. 25.....10:00-11:00
	Sat. Sep. 13.....10:00-11:00
	Mon. Sep. 22.....10:00-11:00

Our BSR Basics class is for owners of machines with BSR capabilities. The patented BERNINA Stitch Regulator (BSR) automatically ensures equal stitch lengths when sewing and quilting at variable speeds. You’ll learn how to take advantage of the BSR for improved sewing and quilting. You’ll need to bring your machine to this class as well as your “Mastering Your Bernina Workbook”. General Information must be taken before taking any other technique classes.

3-Thread Techniques

Instructor: Billie
Level: Advanced Beginner
Cost: \$50 (Class fee is waived with Bernina purchase at HCQ)



Dates:	Mon. May 12.....1:00-3:00
	Sat. Jun. 21.....1:00-3:00
	Tue. Jul. 15.....1:00-3:00
	Sat. Aug. 23.....3:00-5:00
	Fri. Sep. 19.....1:00-3:00

Take your serger knowledge to the next step! This class will teach you advanced serging techniques such as coverstitches and combination stitches using your Bernina Serger model 700D to 1300MDA series. Please bring your machine, accessories, and “Mastering Your Bernina Serger Workbook” to this class. Serger Beginnings is the prerequisite to this class.

Quilting with Your Bernina

Instructor: Staff
Level: Intermediate
Cost: \$50 (Class fee is waived with Bernina purchase at HCQ)
Workbook: Required



Dates:	Wed. May 21.....12:00-2:00
	Sat. May 24.....3:00-5:00
	Sat. Jun. 21.....12:00-2:00
	Mon. Jun. 23.....4:00-6:00
	Sat. Jul. 19.....3:00-5:00
	Mon. Jul. 28.....12:00-2:00
	Sat. Aug. 16.....12:00-2:00
	Mon. Aug. 25.....12:00-2:00
	Sat. Sep. 13.....12:00-2:00
	Mon. Sep. 22.....12:00-2:00

If you’d like to optimize your quilting capabilities on your Bernina—this class will do it! You’ll get acquainted with the presser feet and techniques that will allow you to quilt on your Bernina with ease and skill. This class is open to all Bernina machine owners. Please note that you must have taken General Information before taking this class. You’ll need to bring your machine to this class as well as your “Mastering Your Bernina Workbook” to this class.

Artista Embroidery:

Demystifying Stabilizers, Needles & Threads

Instructor: Staff
Level: Beginner
Cost: \$50 (Class fee is waived with Bernina purchase at HCQ)
Workbook: Required



Dates:	Sat. May 10.....	10:00-12:00
	Thu. May 29.....	10:00-12:00
	Thu. Jun. 19.....	10:00-12:00
	Thu. Jul. 10.....	10:00-12:00
	Tue. Jul. 15.....	6:00-8:00
	Tue. Aug. 5.....	6:00-8:00
	Thu. Aug. 28.....	10:00-12:00
	Tue. Sep. 16.....	10:00-12:00
	Sat. Sep. 20.....	1:00-3:00

Stabilizers, Needles, and Threads OH MY! Don't worry – you'll get great know-how on these items in this class so there's no more mystery. This class is open to all Bernina machine owners. This class is a lecture/demo so you do not need to bring your sewing machine. However, your "Mastering Your Bernina Workbook", a pen/pencil, and some extra notepaper may be helpful.

Alphabet Antics

Instructor: Staff
Level: Advanced Beginner
Cost: \$50 (Class fee is waived with Bernina purchase at HCQ)
Note: For embroidery capable Bernina Artistas (excluding Aurora 430 & 440QE)



Date:	Thu. May 8.....	1:00-3:00
	Sat. May 31.....	1:00-3:00
	Tue. Jun. 10.....	6:00-8:00
	Mon. Jun. 30.....	1:00-3:00
	Wed. Jul. 9.....	6:00-8:00
	Thu. Jul. 24.....	1:00-3:00
	Tue. Aug. 12.....	1:00-3:00
	Sat. Aug. 30.....	2:00-4:00
	Tue. Sep. 23.....	6:00-8:00
	Mon. Sep. 29.....	1:00-3:00

In Alphabet Antics you will learn all about using the fonts built into your Bernina machine and embroidery module. Learn about the fonts available to you in with your sewing machine and learn how to use them to fit your unique creative purposes. Please bring your sewing machine, embroidery module, accessories, and "Mastering Your Bernina Workbook" to this class. Embroidery Beginnings is a prerequisite to this class.

Embroidery Beginnings

Instructor: Staff
Level: Beginner
Cost: \$50 (Class fee is waived with Bernina purchase at HCQ)

Date:	Sat. May 10.....	1:00-3:00
	Thu. May 29.....	1:00-3:00
	Thu. Jun. 19.....	1:00-3:00
	Thu. Jul. 10.....	1:00-3:00
	Tue. Jul. 22.....	6:00-8:00
	Tue. Aug. 12.....	6:00-8:00
	Thu. Aug. 28.....	1:00-3:00
	Tue. Sep. 16.....	1:00-3:00
	Sat. Sep. 20.....	3:00-5:00

You'll get started on using your Bernina embroidery module and accessories and learn the basics of machine embroidery in this class. Please bring your Bernina 165E to 730E series machine and the embroidery module, accessories, and your "Mastering Your Bernina Workbook" to this class. Please note that you must have completed all the Sewing Features classes. This class is the prerequisite for the Alphabet Antics Artista Embroidery class. (A separate class will be given for 440/430 embroidery machine.)

Editor Lite w/EC on PC for Bernina Models 430E & 440QE

Instructor: Staff
Level: Advanced Beginner
Cost: \$50 (Class fee is waived with Bernina purchase at HCQ)

Dates:	Sat. May 31.....	10:00-1:00
	Tue. Jun. 3.....	6:00-9:00
	Mon. Jun. 30.....	10:00-1:00
	Wed. Jul. 2.....	6:00-9:00
	Thu. Jul. 24.....	10:00-1:00
	Tue. Aug. 12.....	10:00-1:00
	Sat. Aug. 30.....	10:00-1:00
	Tue. Sep. 16.....	6:00-9:00
	Mon. Sep. 29.....	10:00-1:00

You'll learn how to customize your embroidery designs using Bernina Editor Lite software, your Bernina sewing machine and embroidery module, and accessories. You will also learn how to use EC on PC (Embroidery Control on Personal Computer) to run the embroidery. Please note that you must have completed all the Sewing Features classes before taking this class. You will need to bring your Bernina 430E or 440QE sewing machine with accessories, embroidery module, laptop computer, and "Mastering Your Bernina Workbook" to this class.



Featured Classes

Summer Wine Quilt

Instructor: Joanna
Level: Intermediate
Cost: Free with Purchase of Kit
Book: Included

Date:	Sat. May 31.....	4:00-5:00
	Sat. Jun. 21.....	3:00-6:00
	Sat. Jul. 19.....	3:00-6:00
	Sat. Aug. 16.....	3:00-6:00
	Sat. Sep. 20.....	3:00-6:00


Join us as we embark on a journey to create Jenny and Simon Haskins' newest machine embroidered quilt: Summer Wine. You will learn how to re-hoop blocks for precision results and do appliqué in the hoop. When finished, you will have a masterpiece to treasure for years to come. A working knowledge of your embroidery machine is required.



Mount Redoubt Butterfly Table Runner

Instructor: Billie
Level: Beginner / Advanced Beginner
Cost: \$30
Book: Required
Kits: Available
Date: Fri. Jul. 18.....2:00-5:00

Summer's Glory is a perfect name for the project from Mount Redoubt's book 'Tis the Season'. Beautiful batiks make this raw-edge appliqué piece a pick-me-up for any room.




Bobbin Work

Instructor: Billie
Level: Beginner / Advanced Beginner
Cost: \$30
Book: Required
Date: Sat. Aug. 9.....10:00-1:00

Learn this fun technique that lets us use larger diameter threads in the bobbin to stitch lovely designs from the wrong side of our fabric! This is a similar technique used by art quilters to incorporate texture and unique threads into their quilting. You'll want a separate bobbin case you can adjust to suit various threads.

Painless Paper Piecing

Instructor: Karen
Level: Beginner
Cost: \$30
Pattern: Included
Date: Sat. Sep. 13.....10:00-1:00



You say you have tried paper piecing and don't like it? You love the look of the pointy-est of points but hate removing all that paper after you're done sewing? Well let Karen teach you the freezer paper piecing method! You can choose from a variety of little project patterns we will be offering, while learning a great new way to get those precise points!



Kurt and Your Bernina

Instructor: Kurt
Cost: \$99.99 + Parts
Dates: Wed. Jul. 23 &
Thu. Sep. 25.....10:00-6:00
(1hr Appointments)

Don't want to give up your machine but know it needs a cleaning or tune up? Kurt, our Bernina Technician, will be here all day to tune up your machine while you wait! Please call in advance to find out details and make your appointment with Kurt.



Block Party

Instructor: Staff
Level: Beginner
Cost: Free with purchase of complete kit or \$20 per session
Pattern: Required

Date: Sat., May 3, Jun. 7, July 5, Aug. 2, Sep. 6, Oct. 11,
Nov. 1.....2:00-5:00

How we love these McKenna Ryan patterns. Her quilts are like painting in fabrics (batiks, naturally). Yet all are simple and all use the same techniques. We are repeating the In Full Bloom quilt this year, as we have had much interest in doing another class, You can bring this gorgeous art quilt home and give yourself the beauty of this garden without all the weeding that a real garden would require. Complete one block at a time, work at your own pace, and pretty soon your quilt will be blooming just for you! Buy the kit and the class is free or if you have another fusible web appliqué pattern that you would like to complete, please come and join us. We meet on the 1st Saturday of each month from 2 to 5.

Returning Favorites

Asian Breeze

Instructor: Natalie
Level: Beginner
Cost: \$40
Pattern: Included
Date: Fri. Aug. 8, Aug. 15.....10:00-1:00



Lose yourself in a land of extraordinary beauty. Letitia Hutchings’ latest design for Mount Redoubt is a stunning dimensional floral project. Since Letitia’s designs are based on her machine appliqué technique, you can create this beauty in no time.



Quilting with George

Instructor: Natalie
Level: Beginner
Cost: \$50
Dates: Fri, Jul. 11.....1:00-4:00

You’ve asked for a class on George, so how could we refuse? George is the longarm quilting machine in a desk. Use your established free-motion quilting skills on a true twenty-inch deep longarm. Free yourself from the constraints of quilting on a home machine and discover how easy it is to finish your quilts! We expect you to have some free-motion experience for this class, because we’re going to concentrate on using George and doing as much stitching as we can! Class size will be limited to just three or four students so everyone gets maximum time with our new best friend. Bring a small quilt-top, batting and backing (no larger than crib size; about 40” by 50” please).



Quilted Letters Wall Hanging

Instructor: Jean
Level: Beginner
Cost: \$40
Pattern: Included
Dates: Sat, May 17 & 24.....2:00-5:00

Tis the season for weddings and graduations. And what a perfect technique to use for these and many other special occasions. You will find that making your own bias is not difficult, and the results are definitely worth the extra time it takes. Jean will guide you through all of the ins and outs of creating your own very personal Celtic masterpiece sure to please all the special “someone’s” on your list.

Longarm Class

Instructor: Rita
Level: Beginner
Cost: \$150
Date(s): Mon, Jun.. 2, 9, 16.....2:00-4:00
Mon, Jul. 14, 21, 28.....2:00-4:00
Mon, Jul. 14, 21, 28.....6:00-8:00
Mon, Aug. 11, 18, 25.....10:00-12:00
Mon, Apr. 14, 21.....10:00-12:00
Mon, Sep. 8, 15, 22.....10:00-12:00
Sat, May 3, 10, 17.....2:00-4:00
Sat, Jun. 7, 14, 21.....12:00-2:00
Sat, Aug. 2, 16, 23.....10:00-12:00
Sat., Sep.. 13, 20, 27.....10:00-12:00



If you want to quilt those tops you have completed, are thinking of purchasing a machine for quilting, or just want to learn how a longarm works, this is a great class to take. Rita Arnson will instruct you in everything from the differences in thread to what to look for in a pantograph! You will learn everything you need to know to run a longarm and be ‘certified’ to rent hours after class completion. The classes are 3 sessions of 2 hours each and include 3 hours of ‘home work’ on our APQS Millennium longarm which you can schedule at your convenience. What a great way to get those tops quilted!

Colorsplash Trip Around the World

Instructor: Jean
Level: Beginner
Cost: \$40
Book: Required
Dates: Fri, Aug. 1.....10:00-3:00



This quick method of cutting and sewing gives you the opportunity to construct a uniquely beautiful quilt in a very short period of time. The quick method combined with the popular “watercolor” look creates a breathtaking design that receives rave reviews! Fabric kits are available, but you may pick your own fabrics. We’ll help if you want us to. Please allow a minimum of two hours to choose the fabrics (three to four hours is more realistic). The quilt is totally rotary cut and machine sewn. Previous rotary cutting and machine piecing experience required. We assume you have basic quilt making skills.



Mastering your Bernina



General Information

Instructor: Staff
Level: Beginner
Cost: \$50 (Class fee is waived with Bernina purchase at HCQ)
Workbook: Required

Date: Sat. May 10.....10:00-12:00
Mon. May 19.....10:00-12:00
Sat. May 31.....10:00-12:00
Mon. Jun. 9.....10:00-12:00
Thu. Jun. 26.....6:00-8:00
Mon. Jul. 14.....10:00-12:00
Thu. Jul. 24.....6:00-8:00
Mon. Aug. 11.....10:00-12:00
Thu. Aug. 28.....6:00-8:00
Mon. Sep. 8.....10:00-12:00
Thu. Sep. 25.....6:00-8:00

In this class you will begin the journey of discovery with your sewing machine. You will learn basic functions, basic care and cleaning, and will be able to start using your machine. Please bring your sewing machine, accessories, and your “Mastering Your Bernina Workbook” to this class. Please note that this class must be taken before any other Bernina technique classes.



Decorative Stitching

Instructor: Staff
Level: Beginner
Cost: \$50 (Class fee is waived with Bernina purchase at HCQ)
Workbook: Required

Dates: Tue. May 27.....10:00-12:00
Thu. Jun. 5.....6:00-8:00
Mon. Jun. 16.....10:00-12:00
Thu. Jul. 3.....6:00-8:00
Mon. Jul. 21.....10:00-12:00
Thu. Aug. 7.....6:00-8:00
Mon. Aug. 18.....10:00-12:00
Thu. Sep. 4.....6:00-8:00

In this class you will learn about the various decorative techniques that your Bernina machine does so beautifully. You will learn about using double needles, triple needles, and wing needles. You will also have the opportunity to try some presser feet that may help enrich your sewing experience. Please bring your sewing machine, accessories, and “Mastering Your Bernina Workbook” to this class. General Information must be taken before taking any other technique classes.



Practical Stitching

Instructor: Staff
Level: Beginner
Cost: \$50 (Class fee is waived with Bernina purchase at HCQ)
Workbook: Required

Dates: Sat. May 17.....10:00-12:00
Mon. May 19.....1:00-3:00
Sat. May 31.....1:00-3:00
Mon. Jun. 9.....1:00-3:00
Sat. Jun. 21.....10:00-12:00
Mon. Jul. 14.....2:00-4:00
Sat. Jul. 19.....10:00-12:00
Mon. Aug. 11.....1:00-3:00
Sat. Aug. 23.....10:00-12:00
Mon. Sep. 8.....1:00-3:00
Sat. Sep. 20.....10:00-12:00

In this class you will learn how to do many practical techniques on your machine. You will learn about buttonholes, blind hems, jeans hems, and many other stitches and techniques that will help you in your everyday sewing. Please bring your sewing machine, accessories, and your “Mastering Your Bernina Workbook” to this class. Please note that you must have taken General Information before taking this class.

Stitch Manipulation


Instructor: Staff
Level: Beginner
Cost: \$50 (Class fee is waived with Bernina purchase at HCQ)
Workbook: Required



Dates: Tue. May 27.....1:00-3:00
Thu. Jun. 12.....6:00-8:00
Mon. Jun. 16.....1:00-3:00
Thu. Jul. 10.....6:00-8:00
Mon. Jul. 21.....1:00-3:00
Thu. Aug. 14.....6:00-8:00
Mon. Aug. 18.....1:00-3:00
Thu. Sep. 11.....6:00-8:00
Mon. Sep. 15.....1:00-3:00

In this class you will learn how to manipulate and program your decorative stitches using the memory in your sewing machine. Please note that you must have taken General Information before taking this class. You’ll need to bring your machine to this class as well as your “Mastering Your Bernina Workbook” to this class.

Additional Classes



Introduction to Electric Quilt 6

Instructor: Natalie
Level: Advanced Beginner
Cost: \$40
Pattern: Included with kit
Date: Thu. Sep. 4, 11..6:00-9:00

Natalie has designed our blocks of the month for almost ten years, and she is going to help you through the basics of Electric Quilt. We'll design a layout for a quilt, try some block design and add borders. We want you to gain confidence in your own designing skills and use this powerful tool to create your next quilt masterpiece! Requirements: EQ6 installed on a laptop computer, a basic knowledge of Windows (navigating in Windows, File commands such as open, save, and exit). Two 3 hour sessions.

Wavy Log Cabin Table Runner

Instructor: Pat F.
Level: Beginner
Cost: \$40
Pattern: Included
Date: Fri. May 23, May 30.....10:00-1:00




"Leaves" is the fourth fabric collection Jackie Robinson has designed for Maywood studios. In her classic style, the collection is built around elegant two-color border prints. Warm autumn shades and fall leaves are featured. The Wavy Log Table Runner features classic overlapping log cabin blocks, set on point, and surrounded by the beautiful border print. Finished size: 25" x 45 1/2".

Color Assistance/Custom Kits

Are you a person who likes a second opinion when putting fabrics together? Perhaps you have a particular color scheme in mind or have fallen in love with a sample we have hanging in the shop. We would love to help you choose your fabrics! Just bring in your pattern and let us do the rest! After we have come up with just the right combination, we'll call you for your final "OK".

Machine Quilting in Sections

Instructor: Natalie
Level: Advanced Beginner
Cost: \$30
Book: Required
Date: Tue. Sep. 23.....6:00-9:00




We all know that pushing the bulk of a large quilt through the small opening in a home sewing machine is one of the things that makes quilting bed-sized quilts difficult for the home quilter. Marti Michell has developed several techniques to help you conquer the bulk. In her newest book, Machine Quilting in Sections, she calls these techniques "Low-Carb Quilting...It's all about reducing bulk!" Natalie has selected her favorite methods from the book for you to practice in class. You'll be amazed at the quilts you can finish when you reduce your quilting bulk. Note: Previous experience with machine quilting required. We assume you are familiar with basic walking foot and free-motion quilting techniques. Be sure your sewing machine is in good working condition.

Fly Away Table Runner

Instructor: Joanna
Level: Advanced Beginner
Cost: \$40
Dates: Mon. May 12, May 19.....2:00-5:00

Flying geese are no longer flying in formation! Come learn Gail Garber's technique for creating and paper piecing curved, size gradating flying geese. We will learn how to create the geese pattern, piece, and use them to create a stunning one-of-a-kind table runner. The Painless Paper Piecing class would be a good prerequisite.



Technique Classes

Take 5 Gets the Point


Instructor: Fran
Level: Beginner
Cost: \$40
Pattern: Included
Date: Sat. Aug. 16.....10:00-3:00



Follow the class recommendations and you will end up with a very colorful and contemporary quilt top. You will be using batiks, 5 in all, picked within 5 minutes and assembled in 5 hours! Fran's sample uses similar pieces in the border for a coordinated look. This quilt will be fun to put together and you should leave class with a pieced quilt top!

Just Circles 2

Instructor: Moo
Level: Advanced
Cost: \$65
Book: Required
Date: Fri. Jul. 11,18, 25.....10:00-1:00



What a fun and colorful quilt you will learn to create! Using the book "Pieced Curves So Simple", by Dale Flemming as a guide, Moo will instruct you on the techniques that you will need to stitch circles and curves the painless, pinless way!

Silk Ribbon Beginnings

Instructor: Shirley
Level: Beginner
Cost: \$40
Book: Required
Date: Thu. May 22, 29.....10:00-1:00
Thu. Jun. 25, Jul. 2.....2:00-5:00



Have you tried using silk ribbon without much success? Come and explore the versatility of using silk ribbon to decorate quilt blocks, hats, scarves, and even little sewing boxes! This class will focus on the techniques of incorporating ribbon work in your projects. You will be working with beads, as well as silk and metallic threads while learning the fly stitch, couching, the Japanese ribbon stitch, and needle weaving. A basic knowledge of simple embroidery stitches is required.



Heirloom Quilt Block of the Month Club

Instructor: Billie
Level: Beginner
Cost: \$20 registration + \$16 per class
Book: Required
Date: Thu, May 8, Jun. 12, Jul. 10, Aug. 14, Sep. 11, Oct. 9, Nov. 13, Dec. 13.....10:00-12:00

This nine block beauty includes many heirloom sewing techniques. Included in the quilt are circular puffing, several types of lace shaping, lace cathedral windows, shadow gimp work, shark's teeth, shaped double needle pin tucks, Madeira motifs, crazy patch ovals, and Normandy lace shaping. We will meet on the second Thursday of each month starting in March for nine months. This will be an absolutely beautiful masterpiece!

Heirloom Romance Quilt

Instructor: Fran
Level: Advanced beginner
Cost: \$100
Pattern: Included
Date: Wed. May 14.....11:00-1:00
Wed. Jun. 11.....11:00-1:00
Wed. Jul. 9.....11:00-1:00
Wed. Aug. 6.....11:00-1:00



This full-size crazy patch quilt top has a lot of charm due to a combination of blocks being hand embroidered! Beads, charms, and special buttons will make this a very special project and a treasured heirloom for someone special. Fran will show you how this lovely quilt top is made in this 4 session class.

Spanish Steps Quilt

Instructor: Linda C.
Level: Beginner
Cost: \$40
Book: Required
Date: Fri. May 30, Jun. 13.....10:00-1:00




This class shows how easy cutting and sewing can make a great dimensional looking quilt. Chains of squares appear to float and cast shadows over the light background! Use your fat quarters or scraps for a fun, fast quilt.

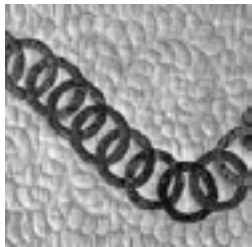
Classes in the Basics

The Hidden Star Sampler

Instructor: Jean
Level: Beginner
Cost: \$ 80
Book: Required
Date: Tue. Jun. 3, 10, 24, Jul. 8, 22,
Aug. 5, 12, Sep. 2.....6:00-9:00
Sat. Jul. 5, 12, 26, Aug. 9, 30,
Sep. 6, 13, Oct. 11.....1:00-4:00



The Hidden Star Sampler, by Applewood Farm Publications is an exciting new approach to learning the basics of quilt construction while making a gorgeous sampler quilt. This class will be an in-depth study covering the basics of quilting. After completing this 8 session class you will be ready to tackle just about anything!



Fine Hand Quilting

Instructor: Linda C.
Level: Beginner
Cost: \$40
Date: Thu. Jun. 12, 26.....10:00-1:00

Are you intimidated by the very idea of hand quilting? Or perhaps you aren't satisfied with the size of your stitches? Learn from one of the best! This class is designed to help you in these areas and more. This will be a hands-on class with plenty of time for questions and problem-solving. We will spend time discussing how different types of fabrics, batts, needles, thimbles, etc. impact the ease and enjoyment of quilting.

Heirloom Basics

Instructor: Billie
Level: Beginner
Cost: \$30
Printed instructions: Included
Date: Thu. May 22.....10:00-12:00




Come and learn the basic techniques for making those lovely heirloom garments for yourself or a special child. We'll cover six techniques in class.



Beginner Hand Appliqué

Instructor: Gloria
Level: Beginner
Cost: \$40
Pattern: Included
Date: Sat. Jul. 12, 19.....10:00-12:00

For this class "beginning" means the ability to use scissors and perhaps to thread a needle! Gloria has put together an easy class for the "beginner-beginner"! She will cover the very basic techniques used to create templates, inside and outside curves and points, stems, leaves, and more.



Perfect Beginnings

Instructor: Linda C.
Level: Beginner
Cost: \$ 50
Date: Mon. Sep. 8, 15, 22, 29.....10:00-12:00

We have the perfect class for you to begin your journey into quilting, or simply to sharpen those skills you may have let get just a little rusty. We start at the very basic levels and it's all done by hand, so no experience or machine required. Linda will guide you gently through the processes of choosing fabrics, hand piecing, hand appliqué, and hand quilting. You'll also learn those vital steps to apply a border and binding so that your quilt lies flat and square. Have fun and learn all of the basics that you need to start quilting.

Machine Quilting

Instructor: Natalie
Level: Beginner
Cost: \$40
Book: Optional
Dates: Thu. Jul. 31.....10:00-3:00

Finish those projects! Machine quilting makes fast and easy work of finishing quilts, quilted clothing, placemats, table runners, wall quilts, etc. Based on Harriet Hargrave's book, *Heirloom Machine Quilting*, our Machine Quilting class covers basic machine quilting, using your machine's walking foot (even-feed foot), and free-motion quilting.



September

Sunday	Monday	Tuesday	Wednesday	Thursday	Friday	Saturday
Shop Closed	LABOR DAY Shop Closed	Silk Ribbon Beginnings #2 6-8 Hidden Star #8 6-9 P.P. Board Meeting 9:30	Dragon Wing Jacket #1 1-3	Sew and Tell 11-1 EQ6 #1 6-9 Decorative Stitching 6-8	Getting Started 10-12 Lettering 1-3	Baltimore Basics #8 10-12 Be Attitudes 10-12 Hidden Star #6 1-4 Block Party 2-5
La Veta Bus Trip Shop Closed	Longarm Quilting #1 10-12 Perfect Beginnings #1 10-1 Bernina General Info 1-12 Practical Stitching 1-3	4th of July #7 12-2 Getting Started 6-8	Software Club 10-12 Dragon Wing Jacket #2 1-3	EQ6 #2 6-9 Stitch Manipulation 6-8 Heirloom Quilt BOM 10-12	Modifying Designs 10-12 Digitizing 1-3 Potholder Club 2-5	Longarm Quilting #1 10-12 Painless Paper Piecing 10-1 BSR Basics 10-11 Quilting w/ Bernina 12-2 Hidden Star #7 1-4
Shop Closed	Longarm Quilting #2 10-12 Perfect Beginnings #2 10-1 Decorative Stitching 10-12 Stitch Manipulation 1-3	Demystifying Stabilizers 10-12 Embroidery Beginnings 1-3 Editor Lite 6-9	Piecing Partners 1:30-5	UFO 6-9	Serger Beginnings 10-12 3 Thread Techniques 1-3 Charm School 2-5	Longarm Quilting #2 10-12 Practical Stitching 10-12 Demystifying Stabilizers 1-3 Embroidery Beginnings 3-5 Summer Wine #4 3-6
Shop Closed	Longarm Quilting #3 10-12 Perfect Beginnings #3 10-1 BSR Basics 10-11 Quilting w/ Bernina 12-2	Quilting in Sections 6-9 Alphabet Antics 6-8	Woolie Wednesday 2-5	Kurt and your Bernina Bernina General Info 6-8	Strip Club 2-5	Longarm Quilting #3 10-12 Basket a Month 10-12
Shop Closed	Perfect Beginnings #4 10-1 Editor Lite 10-1 Alphabet Antics 1-3	Lettering 6-8			Quilt-a-Fair	Quilt-a-Fair

August

<i>Sunday</i>	<i>Monday</i>	<i>Tuesday</i>	<i>Wednesday</i>	<i>Thursday</i>	<i>Friday</i>	<i>Saturday</i>
Shop Closed					Colorplash Trip Around the World 10-3	Block Party 2-5 Longarm Quilting #1 10-12 Baltimore Basics #7 10-12 Silk Ribbon Beginnings #1 2-4 Be Attitudes 10-12
3 Shop Closed	4 Sidewalk Sale! 8-6	5 Demystifying Stabilizers 6-8 Hidden Star #6 6-9 P.P. Board Meeting 9:30	6 Bernina Embroidery Club 10-1 Heirloom Romance 11-1	7 Sew and Tell 11-1 Modifying Designs 6-8 Decorative Stitching 6-8	8 Asian Breeze #1 10-1 Potholder Club 2-5	9 Bobbin Works 10-1 Hidden Star #4 1-4 Silk Ribbon Beginnings #2 2-4
10 Shop Closed	11 Bernina General Info 10-12 Longarm Quilting #1 10-12 Practical Stitching 1-3	12 Editor Lite 10-1 Alphabet Antics 1-3 4th of July #6 12-2 Embroidery Beginnings 6-8 Hidden Star #7 6-9	13 Libby Lehman Workshop	14 Libby Lehman Workshop Digitizing 6-8 Stitch Manipulation 6-8 Heirloom Quilt BOM 10-12	15 Asian Breeze #2 10-1 Getting Started 10-12 Lettering 1-3 Charm School 2-5	16 Longarm Quilting #2 10-12 Take 5 Gets the Point 10-3 BSR Basics 10-11 Quilting w/ Bernina 12-2 Summer Wine #3 3-6
17 Shop Closed	18 Decorative Stitching 10-12 Longarm Quilting #2 10-12 Stitch Manipulation 1-3	19 Getting Started 6-8	20 UFO 6-9	21 Piecing Partners 10-5	22 Modifying Designs 10-12 Digitizing 1-3	23 Practical Stitching 10-12 Longarm Quilting #3 10-12 Basket a Month 10-12 Serge Beginnings 1-3 3 Thread Techniques 3-5
24 Shop Closed	25 Longarm Quilting #3 10-12 BSR Basics 10-11 Quilting w/ Bernina 12-2	26 Lettering 6-8 Silk Ribbon Beginnings #1 6-8	27 Woolie Wednesday 2-5	28 Demystifying Stabilizers 10-12 Embroidery Beginnings 1-3 Bernina General Info 6-8	29 Strip Club 2-5	30 4th of July #7 10-12 Editor Lite 10-1 Alphabet Antics 2-4 Hidden Star #5 1-4
31 Shop Closed						

May

<i>Sunday</i>	<i>Monday</i>	<i>Tuesday</i>	<i>Wednesday</i>	<i>Thursday</i>	<i>Friday</i>	<i>Saturday</i>
Shop Closed		May Mania The entire month Software Fair 14-17		1 Sew and Tell 11-1 Decorative Stitching 6-8	2 Getting Started 10-12 Lettering 1-3	3 Baltimore Basics #4: 10-12 Be Attitudes #4: 10-12 Longarm Quilting #1 2-4 Block Party: 2-5 Hidden Star #8: 2-5 Mancuso Show in Denver
4 Shop Closed	5 Longarm #3: 10-12	6 Perfect Beginnings #1: 6-9 Hidden Star #8 6-9 Getting Started 6-8 P.P. Board Meeting 9:30	7 Software Club: 10-12 Heirloom Romance 11-1 Bernina Software Fair	8 Heirloom Quilt: 10-12 Editor Lite 10-12 Alphabet Antics 1-3 Stitch Manipulation 6-8	9 Modifying Designs 10-12 Digitizing 1-3	10 Demystifying Stabilizers: 10-12 Embroidery Beginnings: 1-3 Featherweight: 2-5 Longarm Quilting #2 2-4 Bernina General Info 10-12
11 Shop Closed	12 Oriental Expressions: 10-1 Serge Beginnings: 10-12 3 Thread Techniques: 1-3 Fly Away Table Runner #1 2-5	13 4th of July #3 12-2 Perfect Beginnings #2: 6-9 Lettering 6-8	14 Piecing Partner's Demo Day	15 Bernina Software Fair UFO: 6-9	16 Sunny Sunflower Vest 10-1 Bernina Software Fair Charm School: 2-5	17 Longarm Quilting #3 2-4 Practical Stitching 10-12 Quilted Letters #1: 2-5 Bernina Software Fair Throw a Fit! 6-9
18 Shop Closed	19 Bernina General Info: 10-12 Practical Stitching: 1-3 Fly Away Table Runner #2 2-5	20 Perfect Beginnings #3: 6-9 Modifying Designs 6-8	21 BSR Basics 10-11 Quilting w/ Bernina 12-2	22 Silk Ribbon Beginnings #1 10-1 Heirloom Basics 10-12	23 Wavy Log Cabin #1 10-1 Take 5 Gets the Point 10-3	24 Basket a Month: 10-12 Quilted Letters #2: 2-5 4th of July #4: 10-12 BSR Basics: 1-2 Quilting w/ Bernina: 3-5
25 Shop Closed	26 Memorial Day Shop Closed	27 Decorative Stitching: 10-12 Stitch Manipulation: 1-3 Digitizing 6-8 Perfect Beginnings #4: 6-9	28 Woolie Wednesday: 2-5	29 Silk Ribbon Beginnings #2 10-1 Demystifying Stabilizers 10-12 Embroidery Beginnings 1-3	30 Spanish Steps #1 10-1 Wavy Log Cabin #2 10-1 Strip Club: 2-5	31 Editor Lite 10-1 Alphabet Antics 1-3 Bernina General Info 10-12 Practical Stitching 1-3 Summer Wine Lecture 4-5

June

<i>Sunday</i>	<i>Monday</i>	<i>Tuesday</i>	<i>Wednesday</i>	<i>Thursday</i>	<i>Friday</i>	<i>Saturday</i>
1 Shop Closed	2 Longarm Quilting #1 2-4	3 Editor Lite 6-9 Hidden Star #1 6-9 P.P. Board Meeting 9:30	4 Heirloom Nightgown 10-1 Something to Sew About #1 2-4	5 Sew and Tell 11-1 Modifying Designs 6-8 Decorative Stitching 6-8	6 Meet & Greet w/ Pat 10-12 Quilting with Pat Sloan and George 1-4	7 Longarm Quilting #1 12-2 Crooked Cabin Workshop 10-4
8 Shop Closed	9 Longarm Quilting #2 2-4 Bernina General Info 10-12 Practical Stitching 1-3	10 4th of July #4 12-2 Bagzillas 2-5 Alphabet Antics 6-8 Hidden Star #2 6-9	11 Bernina Embroidery Club 10-1 Heirloom Romance 11-1 Something to Sew About #2 2-4	12 Fine Hand Quilting 10-1 Digitizing 6-8 Stitch Manipulation 6-8 Heirloom Quilt BOM 10-12	13 Getting Started 10-12 Spanish Steps #2 10-1 Lettering 1-3	14 Longarm Quilting #2 12-2 Basket a Month 10-12 Baltimore Basics #6 10-12 Singer Beginnings 1-3 4th of July #5 1-3
15 Shop Closed	16 Longarm Quilting #3 2-4 Decorative Stitching 10-12 Stitch Manipulation 1-3	17 Modifying Designs 10-12 Digitizing 1-3 Getting Started 6-8	18 Something to Sew About #3 2-4	19 Demystifying Stabilizers 10-12 Embroidery Beginnings 1-3 UFO 6-9	20 Strip Club goes to Charm School 2-5	21 Longarm Quilting #3 12-2 Practical Stitching 10-12 BSR Basics 10-11 Quilting w/ Bernina 12-2 3 Thread Techniques 1-3 Summer Wine #1 3-6
22 Quilt Colorado Shop Closed	23 Kids Kamp 10-1 BSR Basics 2-3 Quilting w/ Bernina 4-6	24 Kids Kamp 10-1 Bobbin Works 2-5 Lettering 6-8 Hidden Star #3 6-9	25 Kids Kamp 10-1 Silk Ribbon Beginnings #1 2-5 Woolie Wednesday 2-5	26 Kids Kamp 10-1 Fine Hand Quilting 10-1 Bernina General Info 6-8	27 Quilt Colorado	28
29 SHOP HOP Shop Closed	30 Editor Lite 10-1 Alphabet Antics 1-3				SHOP HOP	SHOP HOP

July

<i>Sunday</i>	<i>Monday</i>	<i>Tuesday</i>	<i>Wednesday</i>	<i>Thursday</i>	<i>Friday</i>	<i>Saturday</i>
Shop Closed		1 Silk Ribbon Beginnings #2 2-5 Advent Calendar 5-8 Editor Lite 6-9	2 Sew and Tell 11-1 Decorative Stitching 6-8	3 Sew and Tell 11-1 Decorative Stitching 6-8	4 INDEPENDENCE DAY Shop Closed	5 Baltimore Basics #6 10-12 Ele Attitudes 10-12 Block Party 2-5 Hidden Star #1 1-4
6 Shop Closed	7 Sidewalk Sale 8-6	8 4th of July #5 12-2 Getting Started 10-12 Lettering 1-3 Hidden Star #4 6-9 P.P. Board Meeting 9:30	9 Software Club 10-12 Heirloom Romance 11-1 Shop Hop Topper 5-9 Alphabet Antics 6-8	10 Demystifying Stabilizers 10-12 Embroidery Beginnings 1-3 Stitch Manipulation 6-8 Heirloom Quilt BOM 10-12	11 Just Circles 2 #1 10-1 Quilting with George 1-4	12 Modifying Designs 10-12 Beginning Hand Appliqué 10-1 Hidden Star #2 1-4 Digitizing 1-3
13 Shop Closed	14 Longarm Quilting #1 2-4 Bernina General Info 10-12 Practical Stitching 2-4 Longarm Quilting #1 6-8	15 Singer Beginnings 10-12 3 Thread Techniques 1-3 Demystifying Stabilizers 6-8	16 Holiday or Not Table Runner 6-9 Piecing Partners 1:30-5	17 UFO 6-9 Piecing Partners 10-5	18 Just Circles 2 #2 10-1 Butterfly Table Runner 2-5 Charm School 2-5	19 Practical Stitching 10-12 Beginning Hand Appliqué 10-1 BSR Basics 1-2 Quilting w/ Bernina 3-5 Summer Wine #2 3-6
20 Shop Closed	21 Longarm Quilting #2 2-4 Decorative Stitching 10-12 Stitch Manipulation 1-3 Longarm Quilting #2 6-8	22 Embroidery Beginnings 6-8 Hidden Star #5 6-9	23 Kurt and your Bernina 9:30-5 Greeting Cards 5-8 Piecing Partners 1:30-5	24 Editor Lite 10-1 Alphabet Antics 1-3 Bernina General Info 6-8	25 Just Circles 2 #3 10-1 Strip Club 2-5	26 Basket a Month 10-12 4th of July #6 10-12 Hidden Star #3 1-4 Getting Started 1-3 Lettering 3-5
27 Shop Closed	28 BSR Basics 10-11 Quilting w/ Bernina 12-2 Longarm Quilting #3 2-4 Longarm Quilting #3 6-8	29 Modifying Designs 10-12 Digitizing 1-3	30 Woolie Wednesday 2-5 3-D Pinwheel Placemats 5-9	31 Machine Quilting 10-3		