



HIGH COUNTRY QUILTS
4771 North Academy Boulevard
Colorado Springs, CO 80918
719/598-1312

<http://www.hcquilts.com/>

SHOP HOURS
Monday through Saturday 9:30 a.m.–6:00 p.m.
Closed Sundays

Conveniently Located...
Behind Denny's at the southeast corner of
Academy and Flintridge



1983 - 2008



What's New?

at High Country Quilts?



The Holidays are behind us and the New Year brings a time of resolutions and the promise of a fresh start. There are unfinished projects we will vow to conquer and a fabric stash to help us with that goal! Most of us are also hungry to learn new and different techniques in the New Year. Whether you're a quilter or a garment maker, we have found some exciting new classes to offer you!

Starting in January of 2008, there are several wonderful new clubs. Woolie Wednesdays, A Basket-a-Month, Oriental Expressions, and the Potholder Club offer small projects where the patterns and fabric kits are included in the price of the class! Also, the block of the month is going to be a bit different this year but we're sure you'll be as excited about the change as we are!

This February, HCQ is anticipating our 25th anniversary and boy have we planned some very special sales and events that will take place during the entire month! Please come in and be a part of our celebration.

March brings us a lovely lecture by Bobbie Aug to kick off the week culminating in National Quilt Day. We have decided to celebrate by sending a very special 'thank you' to our troops in the form of fabric postcards. Also, towards the end of the month, we'll be taking a bus to see the taping of "The Quilt Show" with Ricky Tims and Alex Anderson. Call soon as these seats fill fast!

Be sure to attend the Quilt and Stitch Expo in Pueblo this year. Karen will be demonstrating Triangulations by Bear Paw Productions. Sign up for the demo and receive a free table runner pattern.

April is the month for Spring Cleaning here at HCQ. All of our sale items will be marked way down along with our remnant basket! There will be patterns, notions, books, magazines and lots of great fabric! Come on in and help us 'sweep' the store clean!

This last year has been a whirlwind for us and we thank all of our loyal customers and friends for helping us through it. You have made it possible for us to grow and even though we suffered some 'growing pains', we think we're better for it!!

Jean, Karen & Natalie

Blocks of the Month & Clubs

Clubs continue to comprise more and more of our calendar. If you are looking for a great way to make new friends that share your interest in quilting and sewing, this is for you. Each of our clubs is a little bit different; there is sure to be something for everyone! We will have samples from each of our clubs available, so stop in and browse. We are very happy to help you find the perfect fit!



Charm School

Have you ever been tempted by those wonderful little 5x5 inch squares? We sure have! That's why we decided to open a 'Charm School' right here at High Country Quilts! We have picked out some great little projects that can be completed using charm squares. For the monthly club cost of \$20, you will receive a pack of these 5x5 wonders along with a new pattern. Charm School meets on the third Friday of the month from 2-5.



Fourth of July



Instructor: Karen
Level: Advanced Beginner
Cost: \$100 + \$16/month
Pattern Included + Fabric Kit
Dates: Sat. Feb. 23, Mar. 22, Apr. 26, May 17, Jun. 28, Jul. 26, Aug. 23, Sep. 27.....10:00-12:00

This batik block of the month is paper pieced. You say you have tried paper piecing and don't like it? You love the look of the pointy-est. of

points but hate removing all that paper after you're done sewing? Well let me teach you the freezer paper piecing method! We will be completing this wonderful quilt, one block at a time, while learning a great new way to get those precise points. We will be offering this quilt in rich jewel tones for a beautiful, warm look. This quilt will be stunning!

HCQ Block of the Month

For your \$40.00 registration fee, you will receive your focus fabrics, special ruler, and pattern. Then, we will reserve a packet for you to pick up at the beginning of each month, which includes a new instruction sheet and fabrics to complete a new block for \$7.25 per packet. When you pick up your December packet, you will receive your borders and bindings at no additional charge.



Woolie Wednesdays

Wool has become such a popular medium; we decided to offer a club which will give you the opportunity to create some fun mini projects. For each month of the year we will work on a themed project from simple pin cushions to fancier penny rugs. Kits, which include wool and pattern, will be offered monthly for under \$25, depending on project. Hope you join us! Woolie Wednesday meets on the last Wednesday of the month from 2-5.



Basket-a-Month Club

The fabrics of the 1930's are so fun and cheerful. Join us each month as we recreate basket blocks that are sure to add an old fashioned, yet charming addition to your quilt collection. The Basket-a-Month club will run from January thru Dec 2008. Club cost is \$120 for the year, or if you pay in full before Dec. 31 2007, save \$20. Class fee includes monthly fabric kits and patterns. Basket-a-Month club will meet on the fourth Saturday of the month from 10:00-12:00.

Special Events



Anniversary Month



This February we celebrate our 25th anniversary and, boy, do we have a celebration planned! For the entire month, every weekend brings a new sale or give-a-way. Come celebrate leap year with us on February 29th and receive a free gift with your \$25.00 purchase. Watch your weekly e-mail for more details.



Second Annual Spring Getaway

We have chosen a great Mystery Quilt project that is sure to be a hit. You will enjoy 3 days and 2 nights at the Hideaway Lodge (April 15th - 17th), just minutes away from Colorado Springs. Meals are prepared and served to us and with just 2 to a room, the accommodations are perfect. Imagine, 3 days of nothing but eat, sleep, and sew; what could be better! Cost \$250.



National Quilt Day: Postcards for the Troops

HCQ will provide all the materials, except for your creativity, to make postcards for the troops! We will have Bernina sewing machines set up in our classroom for you to use so no need to bring anything but your imagination! We will arrange to have these sent to our troops as our way of saying 'thank you'. Please drop by anytime on March 15th to create your special postcard!

Sale!



Sale!

Spring Cleaning Sale

It's time to tackle those cupboards and closets! Come join us for some of the best deals this year! We will be doing our own version of Spring Cleaning by offering our faithful customers great buys on books, patterns and especially fabric! We will be filling our classroom with bargains galore! Be sure to mark your calendar (April 28th) for this one day wonder.

Bus Trip to LaVeta

Did you hear about our bus trip to Ricky Tims' studio last March? We were part of the studio audience for "The Quilt Show". It was so much fun, we decided to do it again! We will leave from the HCQ parking lot at 6:00 am on Sunday March 30th and return again around 6:00 in the evening. If this sounds like fun and something you would like to do, call and reserve your seat as soon as possible!



A tisket a tasket, more about baskets

Join us on March 8th to learn more about basket quilts with Bobbie Aug. She will be showing us a number of quilts from her own collection that spans the years, all with the basket theme! If you have basket quilts in your collection, please bring them along for show and tell. The price for this lecture will be \$7.00, but you will receive a coupon from HCQ for \$5.00 to spend on ANY purchase!



Coming Soon: Summer Wine...a quilt for all seasons!

Over the next few months we will be taking registrations for this extravagant quilt that is created using luscious silks and intricate looking machine embroidery techniques. This new creation by Jenny and Simon Haskins is sure to win your heart. Class sessions will begin in May, so please reserve your spot as kits will be limited!

Dates to Remember

February 14.....	Valentine's Day
February.....	High Country Quilts' 25th Anniversary
March 8.....	Bobbie Aug kicks off national quilt week
March 15.....	National Quilting Day
March 17.....	Saint Patrick's Day
March 23.....	Easter Sunday
March 30.....	Bus Trip to La Veta
April 4-5.....	Quilt and Stitch Expo, Pueblo, Colorado
April 15-17.....	HCQ Spring Getaway
April 28.....	Spring Cleaning Sale

Artista Software



Getting Started

Instructor: Staff
Level: Beginner
Cost: \$50 (Class fee is waived up to one year after Bernina purchased at HCQ or Sew Bernina)
Dates: Fri, Feb. 1.....10:00-12:00
Fri, Mar. 14.....10:00-12:00

Customized Pattern Selection software allows you to choose the stitches and embroidery patterns you most want for your sewing machine. Bernina’s easy-to-use computer software will enhance both your sewing and embroidery experiences. This class will get you on your way to using the Artista Software. This class is the prerequisite for all the Artista Software classes. Please note that all the Artista Software classes must be completed before taking any of the “Technique Classes for All Bernina Owners”.



Automatic and Manual Digitizing

Instructor: Staff
Level: Intermediate
Cost: \$50 (Class fee is waived up to one year after Bernina purchased at HCQ or Sew Bernina)
Date: Fri, Feb. 15.....10:00-12:00
Fri, Mar. 28.....10:00-12:00

You’ll learn to digitize designs using the automatic and manual features of the Artista Software. Must have completed the Modifying Designs class before taking this class. This class is the prerequisite for the BSR Basics Technique class. Please note that all the Artista Software classes must be completed before taking any of the “Technique Classes for All Bernina Owners”.



Modifying Designs

Instructor: Staff
Level: Advanced Beginner
Cost: \$50 (Class fee is waived up to one year after Bernina purchased at HCQ or Sew Bernina)
Date: Fri, Feb. 8.....10:00-12:00
Fri, Mar. 21.....10:00-12:00

Learn how to modify your designs using the Artista Software. Must have completed the Lettering class before taking this class. This class is one of the prerequisites for the Automatic and Manual Digitizing Artista Software class. Please note that all the Artista Software classes must be completed before taking any of the “Technique Classes for All Bernina Owners”.

Lettering

Instructor: Staff
Level: Advanced Beginner
Cost: \$50 (Class fee is waived up to one year after Bernina purchased at HCQ or Sew Bernina)


Date: Fri, Feb. 22.....10:00-12:00
Fri, Apr. 4.....10:00-12:00

This is a how-to class on using the lettering feature of the Artista Software. Must have completed Getting Started class before taking this class. This class is one of the prerequisites for the Automatic and Manual Digitizing Artista Software class. Please note that all the Artista Software classes must be completed before taking any of the “Technique Classes for All Bernina Owners”.



More BOM's & Clubs

Be Attitudes Block of the Month Club



buy the kit. Register by January 31 and receive Be Attitudes book FREE!

Oriental Expressions Club



second Monday every other month starting on March 10 from 10:00-1:00.

Oriental Expressions Club will meet every other month. Each three hour session will be on a project from “Kake-Jiku”, a wonderful book by Kumiko Sudo. Kits will be available for purchase, or you may choose your own fabrics from your stash. Pre-registration and book purchase required. Oriental Expressions Club will meet on the

Embroidery Club



The Embroidery Club meets on the second Wednesday of even months starting in February from 10:00-1:00. We’ll be trying out various embroidery techniques for Bernina machines in each session so you’ll become an expert in no time! You will need your machine, embroidery module and accessories, and a means to transfer designs to your module (laptop, design card, CD, memory stick, etc.). It’s a good idea to arrive early to set up. Club cost of \$10 per month.

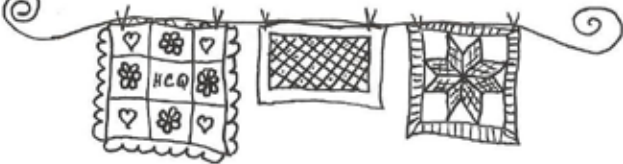


Friday Afternoon Strippers

(Come and Sew)

Friday Afternoon Strippers (come and sew) is still very popular and welcomes all interested strippers. We meet once a month to make quilts from 2 ½” strips of fabric. There are always plenty of pre-cut strip bundles available for purchase, or you may bring your own strips. A different pattern will be featured each month to help you use those strips! Class cost is FREE with featured monthly pattern purchase. Strip Club meets on the last Friday of the month from 2-5.

SEW & TELL CLUB



Sew & Tell Club is held on the first Thursday of each month from 11:00-1:00. Every month we’ll present a different technique and fun new items at HCQ and then enjoy each other’s show and tell items. We invite you to bring those projects; quilts, garments or any projects you’ve been working on to get some well-deserved appreciation. All are welcome so bring your friends to share in the fun as well as the refreshments that will be served afterward. This club is presentation only—no machine or supplies necessary. Sew and Tell Club is free for the 1st year after purchasing your machine from HCQ (otherwise--\$24 for calendar year--will be pro-rated depending on when you join).

Software Club




Software Club meets on the second Wednesday of odd months starting in January from 10:00-12:00. We will be covering different ways to use software to broaden your sewing horizons on your Bernina. Laptop computers are suggested for efficiency for club sessions. Club cost of \$10 per month.

Potholder Club



Everyone can use some new potholders! We found several patterns and we decided it would be fun to make some. For the monthly club cost of \$10.95 and the cost of the patterns, you will receive a project kit containing all fabric and a new recipe each month. The potholder club will meet on the second Friday of each month from 2:00-5:00.

Baltimore Basics



We have been so fortunate to have Gloria teach our Baltimore Album blocks that we are again offering this popular class. Mimi Dietrich’s book Baltimore Basics will be your guide and inspiration. The class will start up in February and will meet on the first Saturday of each month starting in February and continuing for 10 months.



Wearables



Stack and Whack Kaleidoscope Jacket

Instructor: Moo
Level: Adv. Beginner-intermediate
Cost: \$65
Pattern: Included; Book Required
Date: Thurs., March 27, April 10, and 24.....2:00-5:00

If you have been in the shop lately, you have noticed the beautiful jacket on one of our mannequins. Moo will teach you how to do the stack and whack technique, then will show you how to turn your kaleidoscope blocks into a beautiful jacket. Or, you may use your blocks to make a quilt if the jacket is not for you. So, if you have never had a chance to learn to “stack and whack”, this is just the opportunity you have been waiting for.



Chic Chenille Jacket

Instructor: Karen
Level: Advanced Beginner
Cost: \$40
Pattern: Included
Date: Thur, Mar. 6, Mar. 13.....2:00-5:00

This little chenille jacket couldn’t be easier to make! Karen will show you how to ‘build’ your jacket by using a white or cream sweatshirt in your size. By adding flannel, you come up with a comfy little jacket that is just right for chilly Colorado evenings!



Log Cabin Jacket

Instructor: Moo
Level: Beginner / Advanced Beginner
Cost: \$65
Pattern: Included
Date: Fri, Feb. 1.....10:00-1:00
Fri, Feb. 15.....10:00-1:00
Fri, Feb. 29.....10:00-1:00

Moo is back to teach another one of her great reversible jackets! This one is based on the log cabin block and one side is done ‘raggy style’!



Raggy Jacket

Instructor: Linda
Level: Advanced beginner
Cost: \$40
Pattern: Included
Date: Thur, Feb. 14.....10:00-1:00
Thur, Feb. 28.....10:00-1:00

This is a fast, fun and easy jacket with no zippers or buttonholes required! The boxy, unfitted style is great to use with your casual outfits. Linda has used a great pattern by Four Corners to make this fun, cozy and reversible jacket!

French Waterfall Lace Blouse

Instructor: Billie
Level: Advanced
Cost: \$40
Book: Required
Date: Mon. Apr 14.....10:00-1:00
Mon. Apr 21.....10:00-12:00

You will have so much fun learning lace shaping, pin tucks and embellishment techniques while making this beautiful Australian Blouse by Martha Pullin.



Sergers: Bernina Models 700D to 1300MDC

Serger Beginnings

Instructor: Billie
Level: Beginner
Cost: \$50 (Class fee is waived up to one year after Bernina purchased at HCQ or Sew Bernina)




Dates: Mon, Feb. 25.....10:00-12:00
Tue, Mar. 25.....3:30-5:30
Sat, Apr. 12.....10:00-12:00
Mon, May 12.....10:00-12:00

This class will teach you all the basics of using your Bernina Serger including threading and overlock stitching. Please bring your Bernina Serger model 700D to 1300MDS series machine and accessories to this class. This class is the prerequisite for the 3-Thread Techniques Serger class.

3-Thread Techniques

Instructor: Billie
Level: Advanced Beginner
Cost: \$50 (Class fee is waived up to one year after Bernina purchased at HCQ or Sew Bernina)




Dates: Mon, Feb. 25.....1:00-3:00
Tue, Mar. 25.....6:00-8:00
Sat, Apr. 12.....1:00-3:00
Mon, May 12.....1:00-3:00

This class will teach you advanced serging techniques such as coverstitches and combination stitches using your Bernina Serger model 700D to 1300MDS series. Please bring your machine and accessories to the class.

Bernina Technique Classes

BSR Basics

Instructor: Staff
Level: Intermediate
Class Fee: \$50 (Class fee is waived up to one year after Bernina purchased at HCQ or Sew Bernina)
Workbook: Required



Dates: Mon, Jan. 28.....1:00-2:00
Mon, Feb. 18.....1:00-2:00
Mon, Apr. 15.....6:00-7:00
Sat, May 17.....10:00-11:00

Our BSR Basics class is for owners of machines with BSR capabilities. The patented BERNINA Stitch Regulator (BSR) automatically ensures equal stitch lengths when sewing and quilting at variable speeds. You’ll learn how to take advantage of the BSR for improved sewing and quilting. You’ll need to bring your machine to this class as well as your “Mastering Your Bernina Workbook”. Must have completed all the Artista Software classes before taking this class.

Quilting with Your Bernina

Instructor: Staff
Level: Intermediate
Class Fee: \$50 (Class fee is waived up to one year after Bernina purchased at HCQ or Sew Bernina)
Workbook: Required



Dates: Mon, Jan. 28.....10:00-12:00
Mon, Feb. 18.....10:00-12:00
Tue, Apr. 29.....6:00-8:00
Sat, May 17.....1:00-3:00

If you’d like to optimize your quilting capabilities on your Bernina—this class will do it! You’ll get acquainted with the foot attachments and techniques that will allow you to quilt on your Bernina with ease and skill. This class is open to all Bernina machine owners. You’ll need to bring your machine to this class as well as your “Mastering Your Bernina Workbook”.

Artista Embroidery:



Demystifying Stabilizers, Needles & Threads

Instructor: Staff
Level: Beginner
Cost: \$50 (Class fee is waived up to one year after Bernina purchased at HCQ or Sew Bernina)
Workbook: Required
Dates: Wed, Feb. 6.....10:00-12:00
Mon, Mar. 17.....10:00-12:00
Wed, Apr. 2.....10:00-12:00
Sat, May 10.....10:00-12:00

Stabilizers, Needles, and Threads OH MY! Don't worry--you'll get great know-how on these items in this class so there's no more mystery. This class is open to all Bernina machine owners. This class is lecture only and no machine is necessary. Remember to bring your "Mastering Your Bernina Workbook". Please note that this class is the prerequisite for all Artista Embroidery classes.

Alphabet Antics

Instructor: Staff
Level: Adv. Beginner
Cost: \$50 (Class fee is waived up to one year after Bernina purchased at HCQ or Sew Bernina)
Date: Fri, Feb. 29.....10:00-12:00
Fri, Apr. 11.....10:00-12:00

In the Alphabet Antics class you'll learn all about embroidering letters of the alphabet and making monograms using your Bernina embroidery module and accessories. Please bring your Bernina 165E to 730E series machine and the embroidery module and accessories to this class. Please note that you must have completed all the Sewing Features classes and Demystifying Stabilizers class before taking this class.



Embroidery Beginnings

Instructor: Staff
Level: Beginner
Cost: \$50 (Class fee is waived up to one year after Bernina purchased at HCQ or Sew Bernina)
Date: Wed, Feb. 6.....1:00-3:00
Mon, Mar. 17.....1:00-3:00
Wed, Apr. 2.....1:00-3:00
Sat, May 10.....1:00-3:00

You'll get started on using your Bernina embroidery module and accessories and learn the basics of machine embroidery in this class. Please bring your Bernina 165E to 730E series machine and the embroidery module and accessories to this class (A separate class is offered for 440/430 embroidery machines). Please note that you must have completed all the Sewing Features classes and Demystifying Stabilizers class before taking this class. This class is the prerequisite for the Alphabet Antics Artista Embroidery class.



Editor Lite w/EC on PC for Bernina Models 430E to 440E

Instructor: Staff
Level: Adv. Beginner
Cost: \$50 (Class fee is waived up to one year after Bernina purchased at HCQ or Sew Bernina)
Dates: Fri, Mar. 7.....10:00-12:00
Fri, Apr. 18.....10:00-12:00

This class is for owners of Bernina models 430E to 440E. You'll learn how to customize your embroidery designs using Bernina Editor Lite software and your Bernina embroidery module and accessories. Please bring your Bernina 430E to 440E series machine and the embroidery module and accessories to this class. It is also recommended that you bring a laptop computer to this class. Please note that you must have completed all the Sewing Features classes and Demystifying Stabilizers class before taking this class.




Featured Classes, Cont.

One Block Wonder

Instructor: Moo
Level: Advanced Beginner
Cost: \$45
Book: Required
Date: Sat, Mar. 1.....2:00-5:00
Sat, Mar 15.....2:00-5:00

This small wall hanging/table topper is made using the one block wonder technique. The project is a great way to learn this new technique and Moo is sure to make this class fun!



Mount Redoubt Butterfly Table Runner


Instructor: Billie
Level: Beginner / Advanced Beginner
Cost: \$30
Book: Required
Kits: Available
Date: Sat, Apr 5.....2:00-5:00

Summer's Glory is a perfect name for the project from Mount Redoubt's book 'Tis the Season'. Beautiful batiks make this raw-edge appliqué piece a pick-me-up for any room.

Painless Paper Piecing

Instructor: Karen
Level: Beginner
Cost: \$30
Pattern: Included
Date: Sat, Feb 16.....10:00-1:00

You say you have tried paper piecing and don't like it? You love the look of the pointy-est of points but hate removing all that paper after you're done sewing? Well let Karen teach you the freezer paper piecing method! You can choose from a variety of little project patterns we will be offering, while learning a great new way to get those precise points!



Block Party


Instructor: Jean, Natalie, & Karen
Level: Beginner
Cost: Free w/ purchase of kit or \$20 per session
Pattern: Required
Date: Sat., Feb. 2, Mar 1, Apr 5, May 3, Jun 7, July 5, Aug 2, Sep 6.....2:00-5:00

How we love these McKenna Ryan patterns. Her quilts are like painting in fabrics (batiks, naturally). Yet all are simple and all use the same techniques. We are repeating the In Full Bloom quilt this year, as we have had much interest in doing another class, You can bring this gorgeous art quilt home and give yourself the beauty of this garden without all the weeding that a real garden would require. Complete one block at a time, work at your own pace, and pretty soon your quilt will be blooming just for you! Buy the kit and the class is free or if you have another fusible web appliqué pattern that you would like to complete, please come and join us. We meet on the 1st Saturday of each month from 2 to 5.

Crazy Quilted Place Mats

Instructor: Pat F.
Level: Beginner/Advanced Beginner
Cost: \$30
Pattern: Included
Date: Sat. Feb. 16.....2:00-5:00

This class uses a method sometimes called "stack and slice" that is a fun, fast way to create the look of crazy quilting. We will start with 6 fat quarters and end up with 6 placemats. You decide on the size and shape. Instructions for use of embellishments and types of finishing techniques and bindings that can be used in quilting will be demonstrated.



Returning Favorites

Seams Raggy

Instructor: Jean
Level: Beginner
Cost: \$40
Pattern: Included
Date: Sat, Feb 16.....10:00-3:00

Back by popular demand! Seams Raggy is a simple rag quilt constructed of just one basic block and lots of warm and fuzzy flannels. The throw size is perfect for kids, dorm rooms, or just for lounging. We have several bundles put together for you to choose from; you won't be able to resist. This is a great beginner project, or for the experienced quilter who needs a quick project or gift. Come and join the fun.



Quilting with George

Instructor: Natalie
Level: Beginner
Cost: \$50

Dates: Tue, Jan. 22.....6:00-9:00
Fri, Feb. 8.....2:00-5:00
Tue, Mar. 18.....6:00-9:00
Fri, Apr. 11.....2:00-5:00

You've asked for classes on George, so how could we refuse? George is the longarm quilting machine in a desk. Use your established free-motion quilting skills on a true twenty-inch deep longarm. Free yourself from the constraints of quilting on a home machine and discover how easy it is to finish your quilts! We expect you to have some free-motion experience for this class, because we're going to concentrate on using George and doing as much stitching as we can! Class size will be limited to just three or four students so everyone gets maximum time with our new best friend. Bring a small quilt-top, batting and backing (no larger than crib size; about 40" by 50" please).



Quilted Letters Wall Hanging

Instructor: Jean
Level: Beginner
Cost: \$40
Pattern: Included
Dates: Sat, Jan. 12 & 26.....10:00-1:00
Sat, May 17 & 24.....2:00-5:00

Tis the season for weddings and graduations. And what a perfect technique to use for these and many other special occasions. You will find that making your own bias is not difficult, and the results are definitely worth the extra time it takes. Jean will guide you through all of the ins and outs of creating your own very personal Celtic masterpiece. Sure to please all the special "someone's" on your list.

Longarm Class

Instructor: Janet
Level: Beginner
Cost: \$150
Date(s): Mon, Jan. 14, 21, 28.....10:00-12:00
Mon, Feb. 11, 18, 25.....10:00-12:00
Mon, Mar. 10, 17, 24.....10:00-12:00
Mon, Apr. 14, 21.....10:00-12:00
Mon, May 5.....10:00-12:00

Sat, Jan. 12, 19, 26.....10:00-12:00
Sat, Feb. 9, 16, 23.....10:00-12:00
Sat, Mar. 8, 15, 22.....10:00-12:00
Sat., Apr. 12, 19, 26.....10:00-12:00

If you want to quilt those tops you have completed, are thinking of purchasing a machine for quilting, or just want to learn how a longarm works, this is a great class to take. Janet Mohler will instruct you in everything from the differences in thread to what to look for in a pantograph! You will learn everything you need to know to run a longarm and be 'certified' to rent hours after class completion. The classes are 3 sessions of 2 hours each and include 3 hours of 'home work' on our APQS Millennium longarm which you can schedule at your convenience. What a great way to get those tops quilted!



Colorsplash

Instructor: Jean
Level: Beginner
Cost: \$40
Book: Required
Dates: Fri, Feb. 22.....10:00-3:00

This quick method of cutting and sewing gives you the opportunity to construct a uniquely beautiful quilt in a very short period of time. The quick method combined with the popular "watercolor" look creates a breathtaking design that receives rave reviews! Fabric kits are available, but you may pick your own fabrics. We'll help if you want us to. Please allow a minimum of two hours to choose the fabrics (three to four hours is more realistic). The quilt is totally rotary cut and machine sewn. Previous rotary cutting and machine piecing experience required. We assume you have basic quilt making skills.



Mastering your Bernina



General Information

Instructor: Staff
Level: Beginner
Class Fee: \$50 (Class fee is waived up to one year after Bernina purchased at HCQ or Sew Bernina)
Workbook: Required
Date: Mon, Feb. 11.....10:00-12:00
Tue, Mar. 18.....6:00-8:00
Sat, Apr. 19.....10:00-12:00
Mon, May 19.....10:00-12:00

The General Information class will give you a beginning introduction to using all current Bernina machine models. You'll need to bring your machine to this class as well as your "Mastering Your Bernina Workbook". Please note that this class is the prerequisite for all Bernina classes (except for Serger classes).



Decorative Stitching

Instructor: Staff
Level: Beginner
Class Fee: \$50 (Class fee is waived up to one year after Bernina purchased at HCQ or Sew Bernina)
Workbook: Required
Dates: Sat, Jan. 19.....10:00-12:00
Mon, Jan. 21.....10:00-12:00
Tue, Feb. 26.....3:30-5:30
Tue, Apr. 1.....6:00-8:00
Tue, May 27.....10:00-12:00

You'll learn all about decorative stitching on your Bernina and get some practice too. You'll need to bring your machine to this class as well as your "Mastering Your Bernina Workbook". Must have completed the General Information class before taking this class. For all current Bernina models.



Practical Stitching

Instructor: Staff
Level: Beginner
Class Fee: \$50 (Class fee is waived up to one year after Bernina purchased at HCQ or Sew Bernina)
Workbook: Required
Dates: Mon, Feb. 11.....1:00-3:00
Tue, Mar. 25.....6:00-8:00
Sat, Apr. 19.....1:00-3:00
Mon, May 19.....1:00-3:00

In this class you will learn how to set up your machine for basic stitches, buttonhole stitching, and other regular stitches for everyday use and get some practice with these stitches. You'll need to bring your machine to this class as well as your "Mastering Your Bernina Workbook". Must have completed the General Information class before taking this class. For all current Bernina models.



Stitch Manipulation

Instructor: Staff
Level: Beginner
Cost: \$50 (Class fee is waived up to one year after Bernina purchased at HCQ or Sew Bernina)
Workbook: Required
Dates: Sat, Jan. 19.....1:00-3:00
Mon, Jan. 21.....1:00-3:00
Tue, Apr. 8.....6:00-8:00
Tue, May 27.....1:00-3:00

You'll learn all about manipulating stitches on your Bernina using the memory feature. You'll need to bring your machine to this class as well as your "Mastering Your Bernina Workbook". Must have completed the Decorative Stitching and Practical Stitching classes before taking this class. For all current Bernina models.

Additional Classes



Introduction to Electric Quilt 6

Instructor: Natalie
Level: Advanced Beginner
Cost: \$40
Pattern: Included with kit
Date: Sat, Mar. 22 & 29
.....2:00-5:00

Natalie has designed our blocks of the month for almost ten years, and she is going to help you through the basics of Electric Quilt. We'll design a layout for a quilt, try some block design and add borders. We want you to gain confidence in your own designing skills and use this powerful tool to create your next quilt masterpiece! Requirements: EQ6 installed on a laptop computer, a basic knowledge of Windows (navigating in Windows, File commands such as open, save, and exit). Two 3 hour sessions.




Calling all Featherweight Owners!

Instructor: Gary
Level: Beginner
Cost: \$30
Book and tune up kit: Optional
Date: Sat, Mar. 15.....10:00-1:00
Sat, May 10.....10:00-1:00

This class has been such a hit, that we are offering it again. Gary will instruct you on how to maintain, adjust, and basically take care of your Singer Featherweight sewing machine. We know how beloved these machines are, and everyone who has one will want to know Gary's tricks to keep her "baby" in tip-top shape.

Machine Quilting in Sections

Instructor: Natalie
Level: Advanced Beginner
Cost: \$30
Book: Required
Date: Tue, Apr. 22.....6:00-9:00




We all know that pushing the bulk of a large quilt through the small opening in a home sewing machine is one of the things that makes quilting bed-sized quilts difficult for the home quilter. Marti Michell has developed several techniques to help you conquer the bulk. In her newest book, Machine Quilting in Sections, she calls these techniques "Low-Carb Quilting...It's all about reducing bulk!" Natalie has selected her favorite methods from the book for you to practice in class. You'll be amazed at the quilts you can finish when you reduce your quilting bulk. Note: Previous experience with machine quilting required. We assume you are familiar with basic walking foot and free-motion quilting techniques. Be sure your sewing machine is in good working condition.



Kurt and your Bernina

Instructor: Kurt
Cost: \$89.99 + Parts
Dates: Fri, Jan. 25 & Mar. 14.....10:00-6:00 (1hr Appointments)

Don't want to give up your machine but know it needs a cleaning or tune up? Kurt, our Bernina Technician, will be here all day to tune up your machine while you wait! Please call in advance to find out details and make your appointment with Kurt.




Quick Tips

When threading a needle, don't moisten the tip of your thread. Instead, run your finger down the length of your needle.

Use a new bath scrubby to 'clean' unwanted threads from your self-healing mat. This is especially helpful after cutting up batting!

Cut out large pieces from a flannel-backed vinyl tablecloth and roll it up to store quilt blocks and unroll it when you're ready to work on it.

Technique Classes



Victorian Needle Box

Instructor: Natalie
Level: Beginner
Cost: \$40
Templates included
Date: Sat., Feb. 23.....1:00-5:00


Beautiful tools are one of my passions. I feel wonderful when I use a well-crafted pair of scissors, or a hand-made anything. Keeping these lovely things in this little Victorian Needle Box seems so appropriate, that I couldn't resist. The box is easy to make with very little sewing. I came up with a few little modifications for mine, and, of course, I had to use beautiful fabrics. You will treasure yours as much as I do mine, and will have a very satisfying afternoon crafting this little jewel of a needle box. One 3 hour class, I think, although 4 hours might be more realistic.

Art Techniques

Instructor: Natalie
Level: Beginner
Cost: \$60
Pattern: Included
Date: Fri, Apr. 11, Apr. 18, Apr. 25.....2:00-5:00



We will explore the possibilities open to us by incorporating some fine art techniques into our quilting. We'll use the Tsukineko All Purpose Inks to create a stenciled design on fabric, and experiment with rubbing, Angelina embellishments. There will be three classes and time for students to suggest techniques that they would like to explore. You will have a very individual wallhanging to construct by the end of class.



Heirloom Quilt Block of the Month Club

Instructor: Billie
Level: Beginner
Cost: \$20 registration + \$16 per class
Book: Required
Date: Thu Mar 13, Apr 10, May 8, June 12, July 10, Aug 14, Sep 11, Oct 9, Nov 13
Time: 10:00-12:00

This nine block beauty includes many heirloom sewing techniques. Included in the quilt are circular puffing, several types of lace shaping, lace cathedral windows, shadow gimp work, shark's teeth, shaped double needle pin tucks, Madeira motifs, crazy patch ovals, and Normandy lace shaping. We will meet on the second Thursday of each month starting in March for nine months. This will be an absolutely beautiful masterpiece!

Heirloom Lace Shaping


Instructor: Billie
Level: Advanced beginner
Cost: \$30
Printed instruction and templates included
Date: Thu, Feb. 28.....1:00-3:00



Master the secrets of shaping beautiful laces to accent your heirloom creations. We'll learn about curves, mitered corners for squares, rectangles and odd angles, and even teardrop shapes.

Pizzazz Placemats

Instructor: Fran
Level: Beginner
Cost: \$30
Book: Required
Kits: available
Date: Sat. Feb 9.....10-1




We will learn the technique for constructing a hexagonal star placemat with a lovely center, perfect to feature a favorite focus fabric. Make one for a table topper, or make a set to grace your table.

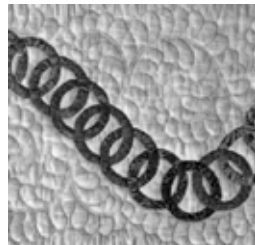
Classes in the Basics

The Hidden Star Sampler

Instructor: Jean
Level: Beginner
Cost: \$ 80
Book: Required
Date: Tue. Feb. 12, 19, Mar. 4, 18, Apr. 1, 15, 29,
May 6.....6:00-9:00
Sat. Feb. 2, 9, 23, Mar. 8, 22, Apr. 12, 26,
May 3.....2:00-5:00



The Hidden Star Sampler, by Applewood Farm Publications is an exciting new approach to learning the basics of quilt construction while making a gorgeous sampler quilt. This class will be an in-depth study covering the basics of quilting. After completing this 8 session class you will be ready to tackle just about anything!



Fine Hand Quilting

Instructor: Linda
Level: Beginner
Cost: \$40
Date: Tue, Feb. 19, 26.....6:00-9:00

Are you intimidated by the very idea of hand quilting? Or perhaps you aren't satisfied with the size of your stitches? Learn from one of the best! This class is designed to help you in these areas and more. This will be a hands-on class with plenty of time for questions and problem-solving. We will spend time discussing how different types of fabrics, batts, needles, thimbles, etc. impact the ease and enjoyment of quilting.

Heirloom Basics


Instructor: Billie
Level: Beginner
Cost: \$30
Printed instructions: Included
Date: Thu. Feb 28.....10:00-12:00
Come and learn the basic techniques for making those lovely heirloom garments for yourself or a special child. We'll cover six techniques in class.



Beginner Hand Appliqué

Instructor: Gloria
Level: Beginner
Cost: \$40
Pattern: Included
Date: Tue, Mar. 4, 11.....6:00-9:00

For this class "beginning" means the ability to use scissors and perhaps to thread a needle! Gloria has put together an easy class for the "beginner-beginner"! She will cover the very basic techniques used to create templates, inside and outside curves and points, stems, leaves, and more.



Perfect Beginnings


Instructor: Linda
Level: Beginner
Cost: \$ 50
Date: Tue. May 6, 13, 20, 27.....6:00-9:00

We have the perfect class for you to begin your journey into quilting, or simply to sharpen those skills you may have let get just a little rusty. We start at the very basic levels and it's all done by hand, so no experience or machine required. Natalie will guide you gently through the processes of choosing fabrics, hand piecing, hand appliqué, and hand quilting. You'll also learn those vital steps to apply a border and binding so that your quilt lies flat and square. Have fun and learn all of the basics that you need to start quilting.

Machine Quilting

Instructor: Natalie
Level: Beginner
Cost: \$40
Book: Optional
Dates: Fri, Mar. 7.....10:00-3:00

Finish those projects! Machine quilting makes fast and easy work of finishing quilts, quilted clothing, placemats, table runners, wall quilts, etc. Based on Harriet Hargrave's book, *Heirloom Machine Quilting*, our Machine Quilting class covers basic machine quilting, using your machine's walking foot (even-feed foot), and free-motion quilting.



May

Sunday	Monday	Tuesday	Wednesday	Thursday	Friday	Saturday
Shop Closed	4 Quilts from the Heart: 12-4 Longarm #3: 10-12	5 Perfect Beginnings #1: 6-9	6 Perfect Beginnings #2: 6-9	7 Heirloom Quilt: 10-12	8 Potholder Club: 2-5	9 Demystifying Stabilizers: 10-12 Embroidery Beginnings: 1-3 Featherweight: 2-5
11 Shop Closed	12 3 Thread Techniques: 1-3 Singer Beginnings: 10-12 Oriental Expressions: 10-1	13 Perfect Beginnings #3: 6-9	14 Software Club: 10-12	15 UFO: 6:30-9	16 Charm School: 2-5 Oriental Expression: 3:30-5:30	17 BSR Basics: 10-11 4th of July #4: 10-12 Quilted Letters #1: 2-5 Quilting w/ Bernina: 1-3
18 Shop Closed	19 Bernina General Info: 10-12 Practical Stitching: 1-3	20 Perfect Beginnings #4: 6-9	21 Decorative Stitching: 10-12 Stitch Manipulation: 1-3 Perfect Beginnings #4: 6-9	22 Strip Club: 2-5	23 Basket a Month: 10-12 Quilted Letters #2: 2-5	24 31
25 Shop Closed	26 Memorial Day	27	28 Woolie Wednesday: 2-5	29	30	

April

<i>Sunday</i>	<i>Monday</i>	<i>Tuesday</i>	<i>Wednesday</i>	<i>Thursday</i>	<i>Friday</i>	<i>Saturday</i>
Shop Closed		Decorative Stitching: 6-8 Hidden Star#5: 6-9	1 Demystifying Stabilizers: 10-1 Embroidery Beginnings: 1-3	2 Sew & Tell: 11-1	3 Lettering: 10-12 Quilt and Stitch Expo	4 Baltimore Basics #3: 10-12 Be Attitudes #3: 10-12 Block Party #3: 2-5 Butterfly Tablerunner: 2-5
6 Shop Closed	7 Quilts from the Heart: 12-4	8 Stitch Manipulation: 6-8 4th of July #8: 6-9	9 Bernina Embroidery Club: 10-1	10 Stack & Whack #2: 2-5 Heirloom Quilt: 10-12	11 Alphabet Antics: 10-12 Art Techniques #1: 10-1 Potholder Club: 2-5 Quilting w/ George: 2-5	12 Serge Beginnings: 10-12 Longarm #1: 10-12 Hidden Star #6: 2-5 3 Thread Techniques: 1-3
13 Shop Closed	14 Fr. Waterfall Blouse #1: 10-12 Longarm #1: 10-12	15 HCQ Spring Getaway BSR Basics: 6-7 Hidden Star #6: 6-9	16 HCQ Spring Getaway Piecing Partners: 1:30-5	17 HCQ Spring Getaway Piecing Partners: 10-5 UFO: 6:30-9	18 Charm School: 2-5 Art Techniques #2: 10-1 Editor Lite w/ EC on PC: 10-12	19 Longarm #2: 10-12 Bernina General Info: 10-12 Practical Stitching: 1-3
20 Shop Closed	21 Longarm #2: 10-12 Fr. Waterfall Blouse #2: 10-1	22 Machine Quilting: 6-9	23	24 Stack & Whack #3: 2-5	25 Strip Club: 2-5 Art Techniques #3: 10-1	26 4th of July #3: 10-12 Basket a Month: 10-12 Hidden Star #7: 2-5 Longarm #3: 10-12
27 Shop Closed	28 Spring Cleaning Sale! 8-6	29 Hidden Star #7: 6-9 Quilting w/ Bernina: 6-8	30 Woolie Wednesday: 2-5			

January

<i>Sunday</i>	<i>Monday</i>	<i>Tuesday</i>	<i>Wednesday</i>	<i>Thursday</i>	<i>Friday</i>	<i>Saturday</i>
Shop Closed		New Years Day Shop Closed	1	2 Sew & Tell: 11-1	3 Machine Quilting: 10-3	4 Bernina General Info: 10-12 In Full Bloom #8: 2-5 Passport Adv.: 10-12 Practical Stitching: 1-3
6 Shop Closed	7 Quilts from the Heart: 12-4	8 4th of July #5: 6-9 Hidden Star #6: 6-9	9 Software Club: 10-12	10	11 Potholder Club: 2-5	12 Chic Chenille #1: 2-5 Longarm #1: 10-12 Quilted Letters #1: 10-1
13 Shop Closed	14 Bernina General Info: 10-12 Longarm #1: 10-12 Practical Stitching: 1-3	15	16	17 UFO Night: 6:30-9	18 Charm School: 2-5	19 Decorative Stitching: 10-12 Longarm #2: 10-12 Raggy Jacket #1: 2-5 Stitch Manipulation: 1-3
20 Shop Closed	21 Decorative Stitching: 10-12 Longarm #2: 10-12 Stitch Manipulation: 1-3	22 George: 6-9	23	24	25 Kurt & Your Bernina: 10-6 Strip Club: 2-5	26 Basket a Month: 10-12 Chic Chenille #2: 2-5 Longarm #3: 10-12 Quilted Letters #2: 10-1 Raggy Jacket #2: 2-5
27 Shop Closed	28 BSR Basics: 1-2 Longarm #3: 10-12 Quilting w/ Bernina: 10-12	29 Hidden Star #7: 6-9	30 Woolie Wednesday: 2-5	31		

February

<i>Sunday</i>	<i>Monday</i>	<i>Tuesday</i>	<i>Wednesday</i>	<i>Thursday</i>	<i>Friday</i>	<i>Saturday</i>
					1 Getting Started: 10-12 Log Cabin #1: 10-1	2 Baltimore Basics #1: 10-12 Be Attitudes #1: 10-12 Block Party #1: 2-5 Hidden Star #1: 2-5
3 Shop Closed	4 Quilts from the Heart: 12-4	5 Hidden Star #8: 6-9	6 Demystifying Stabli: 10-12 Embroidery Beginnings: 1-3	7 Sew & Tell: 11-1	8 Modifying Designs: 10-12 Potholder Club: 2-5 Quilting w/ George: 2-5	9 Hidden Star #2: 2-5 Longarm #1: 10-12 Pizzazz Placemats: 10-1
10 Shop Closed	11 Bernina General Info: 10-12 Longarm #1: 10-12 Practical Stitching: 1-3	12 4th of July #6: 6-9 Hidden Star #1: 6-9	13 Embroidery Club: 10-1	14 Valentines Day Raggy Jacket #1: 10-1	15 Digitizing w/ Bernina: 10-12 Log Cabin #2: 10-1 Charm School: 2-5	16 Crazy Quilt'd Placemats: 2-5 Longarm #2: 10-12 Painless Paper Piecing: 10-1 Seams Raggy: 10-3
17 Shop Closed	18 BSR Basics: 1-2 Longarm #2: 10-12 Quilting w/ Bernina: 10-12	19 Fine Hand Quilting #1: 6-9 Hidden Star #2: 6-9	20 Piecing Partners: 1:30-5	21 Piecing Partners: 10-5 UFO: 6:30-9	22 Colorsplash: 10-3 Lettering: 10-12	23 4th of July #1: 10-12 Basket a Month: 10-12 Hidden Star #3: 2-5 Longarm #3: 10-12 Victorian Needlebox: 1-5
24 Shop Closed	25 3 Thread Techniques: 1-3 Longarm #3: 10-12 Sergeer Beginnings: 10-12	26 Decorative Stitching: 3:30-5:30 Fine Hand Quilting #2: 6-9 Stitch Manipulation: 6-8	27 Woolie Wednesday: 2-5	28 Heirloom Basics: 10-12 Raggy Jacket #2: 10-1 Heirloom Lace Shaping: 1-3	29 Alphabet Antics: 10-12 Log Cabin #3: 10-1 Strip Club: 2-5	

March

<i>Sunday</i>	<i>Monday</i>	<i>Tuesday</i>	<i>Wednesday</i>	<i>Thursday</i>	<i>Friday</i>	<i>Saturday</i>
						1 1 Block Wonder #1: 2-5 Baltimore Basics #2: 10-12 Be Attitudes #2: 10-12 Block Party #2: 2-5
2 Shop Closed	3 Quilts from the Heart: 12-4	4 Beg. Hand Applique #1: 6-9 Hidden Star #3: 6-9	5	6 Sew & Tell: 11-1 Chic Chenille #1: 2-5	7 Editor Lite w/ EC on PC: 10-12 Machine Quilting: 10-3	8 Hidden Star #4: 2-5 Longarm #1: 10-12 Bobbie Aug Lecture: 11-12
9 Shop Closed	10 Oriental Expressions Club: 10-1 Longarm #1: 10-12	11 4th of July #7: 6-9 Beg. Hand Applique #2: 6-9	12 Bernina Software Club: 10-12	13 Heirloom Quilt: 10-12 Chic Chenille #2: 2-5	14 Getting Started: 10-12 Kurt & Your Bernina: 10-6 Oriental Expressions: 5:30- Potholder Club: 2-5	15 1 Block Wonder #2: 2-5 Longarm #2: 10-12 Featherweight Care: 10-1 Postcards for the Troops (10-5)
16 Shop Closed	17 Demystifying Stabilizers: 10-12 Longarm #2: 10-12 Embroidery Beginnings: 1-3	18 Bernina General Info: 6-8 Hidden Star #4: 6-9 Quilting w/ George: 6-9	19 Piecing Partners: 1:30-5	20 Piecing Partners: 10-5 UFO: 6:30-9	21 Charm School: 2-5 Modifying Designs: 10-12	22 4th of July #2: 10-12 Basket a Month: 10-12 Hidden Star #5: 2-5 Longarm #3: 10-12 Intro to EQ6 #1: 2-5
23 Shop Closed	24 Longarm #3: 10-12	25 3 Thread Techniques: 6-8 Practical Stitching: 6-8 Sergeer Beginnings: 3:30-5:30	26 Woolie Wednesday: 2-5	27 Stack & Whack Jacket #1: 2-5	28 Digitizing w/ Bernina: 10-12 Strip Club: 2-5	29 Intro to EQ6 #2: 2-5
30 Ricky Tims Bus Trip: 6-6 Shop Closed						