



# *What's New*

At High Country Quilts?

# Blocks of the Month & Clubs

Clubs continue to comprise more and more of our calendar. If you are looking for a great way to make new friends that share your interest in quilting and sewing, this is for you. Each of our clubs is a little bit different; there is sure to be

something for everyone! We will have samples from each of our clubs available, so stop in and browse. We are very happy to help you find the perfect fit!



**“Joy”**  
Block of the Month  
(Burgundy & Batik color ways)  
Level: All levels  
Registration: \$75 Pattern and Rulers included (Note change in ‘registration fee’)  
Monthly Packet: \$14.99 It’s not too late

to sign up!

By Whirligig Designs is our special Block of the Month this year. Two color ways are available, so choose your favorite-or both! Robert Kaufman fabrics in rich burgundies and greens by Peggy O’Toole make up a timeless quilt. Or if batiks are your favorites, choose a color way of rich golds, blues, greens, and browns. Finished size is 89” x 106”. Although no specific class times are scheduled, we are always here to help with quilting questions. Monthly fabric packets will be available on the first day of each month.

## Block Party-“All Cooped Up”

by McKenna Ryan

Instructor: Staff

Level: All levels

Monthly Packet: \$20 (Past ‘Block Party’ kits are available)

Dates: First Saturday of Month .....2:00-5:00  
(No Block Party in Oct)

This year we will be working on McKenna Ryan’s newest design, “All Cooped Up.” She has made each block separate and affixed them to artist’s canvas, or you can make them into a quilt if you wish. As always, if you are working on another fusible appliqué project, you are welcome to join us.



## Hand Embroidery Block of the Month

Instructor: Shirley

Level: Beginner

Cost: \$5

Date: 1st Wednesday of each Month.....10:00-12:00

We have chosen “Little Stitchies” Block of the Month to kick off this fun club! Hand embroider a different cottage each month. Tea-dyed muslin, lovely embroidery floss colors, and fun borders combine to finish as a 12” block.

## Brazilian Embroidery Block of the Month

Instructor: Shirley

Level: Beginner

Cost: Free; kit purchase of \$25 is required.

Date: 1<sup>st</sup> Wed of each month.....1:00-3:00

Brazilian Embroidery—the beautiful raised, dimensional stitching that uses a high-sheen rayon thread—can add drama to any fabric project from quilts to garments to home dec and more. The designs for each block are easy and can be finished in a month. Finished block size is 6”.



## Crazy for Wool

Instructor: Rachel

Level: Advanced Beginner

Registration: \$35

Monthly Packet: \$10

Date: Last Saturday of

Month.....10:00-12:00

(Except for August 21 .....4:00-6:00)

We have chosen “Hummingbird Garden” by Primitive Gatherings for our wool club this year. Fourteen different flowers are included with the pattern, so you can choose your favorites. Just don’t forget the hummingbird! Framed or bound as a quilt, this is sure to brighten any wall. Framed size is 20” x 26”. The price of the club includes pattern, black background wool, and wool to make 12 flowers. Come and join in the fun.

## Farmer’s Wife

Instructor: Karen

Level: All Levels

Registration: \$30 (Includes Farmer’s Wife book)

Monthly Packet: \$10 It’s not too late to join!

Dates: 1st Wednesday of Month.....2:00-4:00

[description to come](#)  
[along with picture](#)



## Embellish It! Fairy Blocks

Instructor: Shirley

Level: Advanced Beginner


Cost: \$50 registration fee

(Panel, ruler, & sashing included)

Monthly Cost: \$10 per month x  
12 months (starts in July)

Date: 2nd Fri of the month 2:00-4:00

You ll love this sweet fairy project. Use silk ribbon, silk and metallic threads, charms and beads to create texture and additional color on the adorable fairy fabric panel. A basic knowledge of silk ribbon embroidery stitches is required.



## Sew & Tell Club

Instructor: Staff

Level: All Levels

Monthly: 24 for Year

Dates: 1st Thursday of Month.....11:00-1:00

Owners of all sewing machine brands are welcome! Every month we'll present a different project or technique and fun new items at HCQ. Bring your sewing, quilting, garment, or hand stitched projects—even those still in progress—to share at show and tell. Invite a friend to join in the fun and refreshments afterward. This club is presentation only—no machine or supplies necessary. Sew & Tell Club is free for the first year after purchasing your machine from HCQ. Otherwise, \$24 for calendar year; will be pro-rated depending on when you join.



## Charm School

Instructor: Janice

Level: All Levels

Cost: \$20 (Includes pattern & charm pack)

Dates: 3rd Friday of Month...2:00-5:00

Our Charm School meets on the third Friday of every month from 2:00 p.m. to 5:00 p.m. to make a great little project using 5" x 5" squares of fabric known as "Charms"! For the \$20 class fee, you will receive your pattern and a charm pack. The projects are always small, and most can be finished during class. Some projects may require additional fabric.



## Sisterhood of Quilters

Level: All Levels

Dates: 1st Friday of

Month.....2:00-5:00

Welcome to the Sisterhood of Quilters. The Sisterhood of Quilters was started with the belief in teamwork and the conviction that girlfriend time is so very important,

even in this day and age. The Mission of the Sisterhood of Quilters is to provide a Circle of Friendship where all are Welcome and Honored to share Girlfriend Wisdom and their Love of Quilting. We meet the first Friday of each month from 2-5 p.m. What a great way to meet others who share your love of quilting.

## Friday Afternoon

### Strippers

Instructor: Staff

Level: All Levels

Cost: Pattern purchase

Dates: Last Friday of Month.....2:00-5:00

If you haven't made it to our 'Strip Club' yet, put it on your calendar! We meet on the last Friday of the month to use those pre-cut jelly rolls or 2-1/2 inch strips we cut from our stash to make a great quilt! A different pattern is featured each month and the cost of the class is the purchase of the monthly pattern!



## Jo's Little Women's Club

Instructor: Rachel

Level: All Levels

Registration: \$100 Civil War

Reproduction Fabric Tower

Monthly Pattern: \$5

Dates: 2nd Friday of Month...10:00-1:00

Second Class: 3rd Saturday of Month.....10:00-1:00

## S.E.W. Club (Software and Embroidery Workshop)

Instructor: Chris

Level: Beginner

Cost: \$10

Date: 2<sup>nd</sup> Wed of month.....10:00-12:00

This club combines our love of software and embroidery into ONE CLUB! Come and explore some fun embroidery projects and some innovative software ideas. This is mainly a lecture only. No need to bring machines. Laptop is optional.



## Kitchen Companion Club

Instructor: Pat

Level: Advanced Beginner

Cost: \$10.95 a month

Pattern: Included

Date: Will start again in the September!

2nd Fri of the Month.....2:00-5:00

Potholder club has expanded to include other projects that are useful both in and out of the kitchen. Join the fun while learning new quilting techniques to make great gifts or brighten up your kitchen.

## Hand Embroidery Club

Instructor: Shirley

Level: Beginner

Cost: \$5

Date: 1st Wednesday of each

Month.....10:00-12:00

Do you want to share the joy of handwork with others who have your same interests? Do you have a crazy quilt started, a quilt that needs a binding, or a project that needs the handwork completed? Choose your project and come sit and sew!



# Wearables



## Sweatshirt Makeover

Instructor: Cheryl  
Level: Beginner  
Cost: \$40  
Date: Sat Nov 6.....1:00-5:00

Set free your creativity to make your own original jacket design. Starting with a sweatshirt, you can piece fabrics into blocks or strips to make a lightweight jacket. This is a fun let yourself out of the box class. No one will guess you started out with a plain ole sweatshirt!

## Log Cabin Jacket

Instructor: Moo  
Level: Advanced Beginner  
Cost: \$75  
Kit: Upon request  
Pattern: Included  
Date: Fri Sept 3, 10, 17....10:00-1:00

Moo is back to teach another one of her great reversible jackets! This one is based on the log cabin block and one side is done 'raggy style'!



## Clothing Construction


Instructor: Joan or Audrey  
Level: Beginner  
Cost: \$10  
Date: Last Wed,.....2:00-4:00  
Need description & picture.

## The Perfect Pants

Instructor: Bonnie  
Level: Beginner  
Cost: \$125  
Pattern: Included  
Date: Sat Oct. 9, .....1:00-6:00

Sat Oct 30.....3:00-6:00  
Need description & picture

# Classes In the Basics



## Hidden Star Sampler

Instructor: Jean  
Level: Beginner  
Cost: \$80  
Book: Required  
Date: Wed Jul 21, 28, Aug 11, 25, Sep 8, 29, Oct 13, 20

The Hidden Star Sampler by Applewood Farm Publications is an exciting new approach to learning the basics of quilt construction while making a gorgeous sampler quilt. This class will be an in-depth study covering the basics of quilting. After completing this 8-session class you will be ready to tackle just about anything!

## Fine Hand Applique

Instructor: Gloria  
Level: Beginner  
Cost: \$40  
Kit: Upon Request  
Pattern: Included  
Date: Wed Aug. 11, 18.....6:00-8:00

For this class "beginning" means the ability to use scissors and perhaps to thread a needle! Gloria has put together an easy class for the "beginner-beginner"! She will cover the very basic techniques used to create templates, inside and outside curves and points, stems, leaves, and more.



## All About Applique

Instructor: Joyce  
Level: Beginner  
Cost: \$60  
Pattern: Included  
Date: Sat Sept. 4, 18, Oct. 9, 16, .....10:00-12:00

This is an introductory class to learn hand appliqué techniques including starch and press, needle turn, cut-away, and freezer paper methods. We will cover inside and outside curves, inside and outside points, stems and circles. Come prepared to find a hand appliqué method that's right for you!




## Husbands' Shopping Night

Wednesday, December 9 (6-9 pm)

Ladies, start your wish lists! We've reserved a special evening for husbands to shop at HCQ for holiday gifts just for you. We'll have helpful staff on hand to assist your men in choosing the perfect gift. Be sure to tell them we'll have cookies and free gift-wrap!



# Featured Classes



## Fancy Stitchin

Instructor: Pat or Billie  
Level: Advanced Beginner  
Cost: Free with Kit purchase  
Kit & Pattern: \$75  
Date: Fri Aug 6, Sept. 3, Oct. 1,  
Nov. 5.....10:00-12:00

Have tons of embroidery machine fun making this gorgeous crazy-patch wall hanging or table topper. Using the design CD included in the pattern, we can stitch several shapes using a fabric of your choice. Pretty threads show off the special designs. Finished size is 29" x 29".

## Outback

By Jinny Beyer  
Class: Outback by Jinny Beyer  
Instructor: Linda  
Level: Advanced Beginner  
Cost: Free with kit purchase  
Kit: Required  
Pattern: Included

Date: Thurs Sept 16, Oct 21,..... 6:00-9:00  
Jinny's done it again with this fantastic new design! Linda will teach you the best method to put together this fabulous 71" x 71" quilt



## Hot Ribbon Flowers

Instructor: Moo  
Level: Advanced Beginner  
Registration \$100  
Kit: Included

Date: Sat Nov. 20.....10:00-4:00

Everything except the thread and batting is included in this kit! Join Moo to learn this fun, fast project that will allow you to stretch your imagination while you learn new skills.

## Christmas Celebration Tree Skirt

Instructor: Audrey  
Level: Advanced Beginner  
Cost: \$75  
Kit: Available  
Pattern: Included

Date: Sat Aug 7, Sept 4, 25, Nov 6.....10:00-12:00  
Let Audrey teach you the method she used to create this gorgeous tree skirt or table topper using Judy Niemeyer wonderful pattern. Use new picture.



## Crazy Quilt

Instructor: Shirley OR Moo  
Level: Advanced Beginner  
Cost: \$75  
Kit: Available; all that you add is embellishments!  
Pattern: Included with calendar purchase  
Date: need new dates to go here



Have you ever wanted to make a crazy quilt but didn't know exactly where to start? We will help you put together the base for your crazy stitches and then show you how to embellish it with those lovely hand dyed ribbons and beads. When you add your own touches of charms, buttons and laces, this quilt becomes your very own. You should have a small bit of embroidery knowledge to take on this quilt.



## Water Lily

Instructor: Moo  
Level: Advanced Beginner  
Registration: \$65 (Janice: 4 person minimum)  
Pattern: Included

Date: Fri July 23, 30.....10:00-1:00

Need Description to go here

## Outback by Jinny Beyer

Instructor: Linda  
Level: Advanced Beginner  
Cost: Free with kit purchase  
Kit: Required  
Pattern: Included

Date: Thurs Sept 16, Oct 21,..... 6:00-9:00

Jinny's done it again with this fantastic new design! Linda will teach you the best method to put together this fabulous 71" x 71" quilt



## Moroccan Tile

Instructor: Moo  
Level: Advanced Beginner  
Cost: \$100 (Janice: 4 person minimum)  
Kit: Included  
Rulers: Included  
Date: Fri Oct 16, Nov 6,.....2:00-5:00

Need Description

## Dresden Flower

Instructor: Karen & Jean

Level: Beginner

Cost: Free with kit purchase

Kit & Pattern: Required

Date: Fri. Jul. 23, 30 Aug. 6.....10:00-12:00

Machine appliqué can be quick and fun! This whimsical quilt combines several easy techniques to make your dresden flowers pop. Bias press bars make the stems easy, while starch and press appliqué is used to finish the leaves and flowers. This throw or wall quilt finishes at about 55" x 65".



## Color Me Crazy

Instructor: Lisa Berger

Level: Advanced Beginner

Cost: \$

Date: .....

Need

description

## Shimmering Tree!

Instructor: Renee Peterson

Level: Advanced Beginner

Cost: \$55.

Pattern: Included

Date: Sat. Oct. 23.....10:00-4:00

A 18"x 32" project that can be a wall hanging/table topper/quilt. Students need to be proficient in paper piecing



## T-N-T

Instructor: Kay McCain

Level: Beginner

Cost: \$45 Lunch & Chocolate Included!

Date: Sat Oct 2.....10:00-5:00

Looking to ignite your imagination? Join us for a day filled with Embroidery T-n-T. Whether you are experienced or new to machine embroidery the Tips-n-Techniques featured during our embroidery extravaganza will blow you away. You'll take home a CD with the designs needed to create the featured projects, instructions for the projects and video clips of select techniques. Don't miss this unique opportunity to explore machine embroidery like never before!

## Pocket Parade Tote

Instructor: Pat

Level: Advanced Beginner

Cost: \$50

Pattern: Included

Date: Sat Sept. 18, 25.....2:00-5:00

This colorful bag has so many possibilities! Use those favorite colors and designs to create your personalized tote that has multiple pockets to keep you organized.



# Additional Classes

## Hot Ribbon Flowers

Instructor: Moo

Level: Advanced Beginner

Registration: \$100 Kit: Included

Date: Sat Nov. 20.....10:00-4:00

Everything except the thread and batting is included in this kit! Join Moo to learn this fun, fast project that will allow you to stretch your imagination while you learn new skills.

## Crazy 8 Stripteaser

Instructor: Pat

Level: Advanced Beginner

Cost: \$45

Kit: Available

Pattern: Included

Date: Fri Sept 24.....10:00-2:00

This table topper is so easy, and will have people wondering how you did that! It is based on the traditional "Card Trick" block, but takes the look to a whole new level. Six fabrics are sewn into a strata and cleverly cut, Natalie's sample uses a graded set of colors to good effect. She will also teach you the easy steps to binding an inside corner...you'll never let an interesting edge scare you away.



## More fun with Charmain!

Instructor: Charmain

Level: Beginner

Cost: Free with pattern purchase

Date: Fri Dec. 3.....10:00-12:00

[Can't find this one!!](#)

## Starry Night! (Shop Hop Quilt)

Instructor: Jean and Karen

Level: Advanced Beginner

Cost: Free with Setting Kit purchase

Date: Thurs Sep 30.....10:00-3:00

Come join us and we will show you how easy it can be to finish your Shop Hop Quilt! Bring in your finished blocks and let us help you with your project.



# Returning Favorites

## Silk Ribbon Beginnings

Instructor: Shirley

Level: Beginner

Cost: \$45

Kit: Included

Book: Required

Date: Mon Apr 12, 19.....10:00-1:00

Have you tried using silk ribbon without much success? Come and explore the versatility of using silk ribbon to decorate quilt blocks, hats, scarves, and even little sewing boxes! This class will focus on the techniques of incorporating ribbon work in your projects. You will be working with beads, as well as silk and metallic threads while learning the fly stitch, couching, the Japanese ribbon stitch, and needle weaving. A basic knowledge of simple embroidery stitches is required.



## Cotton Theory-Table Runner

Instructor: Jean

Level: Beginner

Cost: \$35

Book: Required

Date: Mon Sep. 13, 20, 27.....3:00-5:00

Cotton Theory quilting is a "quilt as you go" technique that is very eye-catching. You will learn to achieve a 3-dimensional pinwheel design with very little effort. If you haven't tried the Cotton Theory technique, you are in for a very fun surprise. Join Jean as she teaches you all of the basic techniques that you will need to know to complete any one of the many Cotton Theory projects. In class you may work on the placemat or the table runner project.

## Happy Villages

Instructor: Sandra

Level: Beginner/Advanced Beginner

Cost: \$75

Date: Sat, Sept 4.....1:00-5:00

And Sat, Sept 11, 18.....1:00-3:00

Fri, Oct 15.....9:30-1:30

And Fri, Oct 29, Nov 19.....10:00-12:00

Use your imagination to create a one of a kind "village" using fun fabrics with a fusible or glue method, variegated cotton and/or rayon threads, tulle to cover the top, and free motion quilting. Finished size approximately 17" square. The fun is in the details!



## Quilted Letters

Instructor: Jean

Level: Beginner

Cost: \$50

Kit: Available

Pattern: Included

Date: Sat Nov 13, 20.....3:00-6:00

'Tis the season for holiday gift giving. And what a perfect technique to use for these and many other special occasions. You will find that making your own bias tape is not difficult, and the results are definitely worth the extra time it takes. Jean will guide you through all of the ins and outs of creating your own very personal Celtic masterpiece. Sure to please all the special "someones" on your list.



## Seams Raggy

Instructor: Jean

Level: Beginner

Cost: \$45

Kit: Available

Pattern: Included

Date: Sat Nov 13.....10:00-3:00

Back by popular demand! Seams Raggy is a simple rag quilt constructed of just one basic block and lots of warm and fuzzy flannels. The throw size is perfect for kids, dorm rooms, or just for lounging. We have several bundles put together for you to choose from; you won't be able to resist. This is a great beginner project, or for the experienced quilter who needs a quick project or gift. Come and join the fun.



## RING IN THE NEW YEAR SALE

SAT, JAN 1  
9 A.M. – 6 P.M.  
WHAT A WAY TO  
BEGIN 2011!  
WE'LL HAVE  
EVERYTHING  
IN THE STORE  
ON SALE.

# Specialty Classes

## Fancy Stitchin

Instructor: Pat or Billie



Level: Advanced Beginner

Cost: Free with Kit purchase

Kit & Pattern: \$75

Date: Fri Aug 6, Sept. 3, Oct. 1,  
Nov. 5.....10:00-12:00

Have tons of embroidery machine fun making this gorgeous crazy-patch wall hanging or table topper. Using the design CD included in the pattern, we can stitch several shapes using a fabric of your choice. Pretty threads show off the special designs. Finished size is 29" x 29".



## Hoop Sisters Embroidablock

Instructor: Karen and Jean

Level: Advanced Beg/ Intermediate

Registration: \$75

Kit: Included

Cost: \$20 per month

Date: 2nd Wed of month.....3:00-5:00

The unique look of EmbroidaBlock™ combines piecing with embroidery to produce a look of elegance and add interest to your quilts. This 10-month project gives both the novice and master quilter an innovative method of quilting using little or no math, requiring minimal cutting, and results in every block sewn to perfection! Come join us to learn this new quilt technique using an embroidery machine. I'll bet you didn't know an embroidery machine could do this!

If you have an embroidery machine and want to find more uses for it, this is the class for you. If you are not a quilter but would like to be, this is the class for you. If you are a quilter and you think an embroidery machine is nice but not necessary, think again!

## Stitcher's Garden

Instructor: Janice

Level: All Levels

Registration: \$45

Monthly: \$12


Dates: 3rd Monday of Month 3:00-5:00

Or 2nd Saturday of Month.....10:00-12:00 or 2:00-4:00

Or 3rd Wednesday of Month.....10:00-12:00

Make use of those specialty presser feet for your machine (any brand) on this creative block of the month quilt from The Stitch Connection.

You'll stitch various-sized fused appliqué blocks using the beautiful decorative machine stitches—no more "lazy" feet or unused stitches! Finishing at 85" x 93", this quilt will be a favorite. You should be very familiar with your sewing machine before signing up for this class.



## Christmas Celebration Tree Skirt

Instructor: Audrey

Level: Advanced Beginner

Cost: \$75

Kit: Available

Pattern: Included

Date: Sat Aug 7, Sept 4, 25, Nov  
6.....10:00-12:00

Let Audrey teach you the method she used to create this gorgeous tree skirt or table topper using Judy Niemeyer wonderful pattern. Use new picture.



## Trapunto

Instructor: Moo

Level: Advanced Beginner

Cost: \$55 (Janice: 4 person minimum)

Kit: Upon request

Pattern: Included

Date: Sat Oct 30.....10:00-3:00

Need

description  
& picture.

## Winter's Welcome

Instructor: Kathy Gaul

Level: Beginner

Cost: \$55

Kit: Required

Date: Fri Sept. 17,.....2:00-5:00

Need

description  
and picture



## Button Bracelet

Instructor: Jill

Level: Beginner

Cost: \$55

Pattern & Kit: Included

Date: Fri July 23.....2:00-5:00

Need

description and picture





# Mastering Your BERNINA Classes

## Bernina Quick Start

Instructor: Staff

Class Fee: \$100 (Class fee is waived for machine purchased at HCQ or Sew Bernina)

Level: Beginner

Dates: Sat Jul 3.....10:00-5:00

Tue Aug 10.....10:00-5:00

Thurs Sept 9.....10:00-5:00

Tue Oct 12.....10:00-5:00

Thurs Nov 11.....10:00-5:00

Sat Dec 4.....10:00-5:00

Thurs Dec 30.....10:00-5:00

Get a big leap on mastering your new Bernina sewing machine with this all-day learning festival. We'll cover the first three Bernina Mastery Classes: General Information, Practical Stitching and Decorative Stitching. Bring your machine, manual, and all accessories.



## General Information

Instructor: Staff

Level: Beginner

Class Fee: \$50 (Class fee is waived for machines purchased at HCQ or Sew Bernina).

Workbook: Required

Dates: Thu Feb 25.....5:00-7:00

Tue Jul 20.....10:00-12:00

Thurs Aug 26.....10:00-12:00

Wed Sept 8.....6:00-8:00

Tue Oct 26.....10:00-12:00

Sat Nov 27.....10:00-12:00

The General Information class will give you a beginning introduction to using all current Bernina machine models. You'll need to bring your machine to this class as well as your "Mastering Your Bernina Workbook." Please note that this class is the prerequisite for all Bernina classes (except for Serger classes).



## Decorative Techniques

(Formerly Decorative Stitching)

Instructor: Staff

Level: Beginner

Class fee: \$50 (Class fee is waived for machines purchased at HCQ or Sew Bernina)

Workbook: Required

Dates: Tues Feb 16.....1:00-3:00

Thu Mar 11.....5:00-7:00

Tues May 11.....1:00-3:00

Wed Jun 9.....6:00-8:00

Pleats, ruffles, piping, specialty needles and more are covered in this Bernina Mastery class. You'll learn about your Bernina's special capabilities. Bring your machine, manual, and all accessories. General Information class is a prerequisite.

## Stitch Manipulation

Instructor: Staff

Level: Beginner

Class Fee: \$50 (Class fee is waived for machines purchased at HCQ or Sew Bernina)

Workbook: Required

Dates: Tue Jul 13.....1:00-3:00

Tue Aug 24.....1:00-3:00

Thurs Oct 14.....1:00-3:00

Tue Dec 18.....1:00-3:00

You'll learn all about manipulating stitches on your Bernina using the memory feature. You'll need to bring your machine to this class as well as your "Mastering your Bernina Workbook." You must have completed the Decorative Techniques and Practical Stitching classes before taking this class. For all current Bernina models

## Practical Stitching

Instructor: Staff

Level: Beginner

Class Fee: \$50 (Class fee is waived for machines purchased at HCQ or Sew Bernina)

Workbook: Required

Dates: Tues Feb 16.....10:00-12:00

Thu Mar 11.....2:00-4:00

Tues May 11.....10:00-12:00

Wed Jun 9.....3:00-5:00

In this class you will learn how to set up your machine for basic stitches, buttonhole stitching, and other regular stitches for everyday use and get some practice with these stitches. You'll need to bring your machine to this class as well as your "Mastering Your Bernina Workbook." Must have completed the General Information class before taking this class. For all current Bernina models.

## Quilting with Bernina

Instructor: Staff

Level: Intermediate

Class Fee: \$50 (Class fee is waived for machine purchased at HCQ or Sew Bernina)

Workbook: Required

Thu Jun 11.....10-12

Thu Jul 30.....10-12

Wed Aug 26.....10-12

Tue Sep 8.....4-6

Thu Oct 22.....10-12

Wed Nov 11.....1-3

Tue Dec 8.....12-2

If you'd like to optimize your quilting capabilities on your Bernina—this class will do it! You'll get acquainted with the foot attachments and techniques that will allow you to quilt on your Bernina with ease and skill. This class is open to all Bernina machine owners. You'll need to bring your machine to this class as well as your "Mastering Your Bernina Workbook."



# Bernina 8 Classes



## Bernina 8

Instructor: Staff

Level: Bernina 8 Series New Owners

Class fee: \$100 (Class fee is waived for machine purchased at HCQ)

Workbook: Required

Date: Tue, Jan 12.....10:00-4:00

Sat Feb 13.....10:00-4:00

Tue Mar 9.....10:00-4:00

Sat Apr 10.....10:00-4:00

Tue May 11.....10:00-4:00

Thu Jun 10.....10:00-4:00

Bernina 8 covers the basic operation for the new models 820 and 830 machines. Then we advance to decorative stitching and many unique features of these amazing machines. Bring your manual, laptop computer, and notebook with pen or pencil. We'll have a machine in the classroom and computer-based training materials.

## More with 8

Instructor: Staff

Level: Bernina Model 830 New Owners

Class Fee: \$100 (Class fee is waived for machines purchased at HCQ)

Date: Tue, Jan 19.....10:00-4:00

Sat Jan 20.....10:00-4:00

Tue Mar 16.....10:00-4:00

Sat Apr 24.....10:00-4:00

Tue May 18.....10:00-4:00

Thu Jun 24.....10:00-4:00

More with 8 prepares you to create lovely machine embroidery projects for you, family and friends. You'll learn the basic tools and techniques then cover the more advanced capabilities of your fabulous new 830 embroidery system. Please bring your manual, notebook and pen.

# Bernina Software

## Software and Beyond

Instructor: Chris

Level: Beginner

Cost: \$50

Prerequisite: Bernina and your laptop

Date: Thurs Aug 12....10:00-3:00

Or Thurs Oct 14.....10:00-3:00

Or Thurs Dec 9.....10:00-3:00

This is an in depth study of the tools available to the V6 user.

## Software Beginnings

Wed July 14.....1:00-4:00

Wed Aug 11.....1:00-4:00

Wed Sept 8.....1:00-4:00

Wed Oct 13.....1:00-4:00

Wed Nov 10.....1:00-4:00

Wed Dec 8.....1:00-4:00

This class is for owners of V6 software. We will make sure your software is loaded on your laptop. We will explore lettering and Monograms. This class is a prerequisite for all other software classes

## Bernina Answers!

Instructor: Chris

Level: Beginner

Cost: \$20 per hour (1 hour minimum)

Date: 1st Friday of each month....10:00-5:00



This class is for issues pertaining to software or machine embroidery. We will work together to solve your problems. Bring your machine, module and/or laptop. This class is by appointment only. (Use Question Mark for picture?)

## Bernina and your Laptop

Thurs Jul 29.....10:00-5:00

Thurs Aug 26.....10:00-5:00

Thurs Sept 23.....10:00-5:00

Thurs Oct 28.....10:00-5:00

Thurs Nov 18.....10:00-5:00

Thurs Dec 30.....10:00-5:00

A continuation of Software Beginnings, we will learn to modify designs, digitize, pattern stamps, use fill stitches, and other tools.

## Exploring Art Canvas

Instructor: Chris

Level: Beginner

Cost: \$35


Prerequisite: Bernina and your laptop

Date: Sat Jul 17.....10:00-1:00

Or Fri Sep 24.....10:00-1:00

Or Fri Nov 19.....10:00-1:00

This class focuses on the Art Canvas portion of the V6 software. Use symbol of Art Canvas.



# Quilting



## Longarm Quilting

Instructor: Rita  
Level: Beginner  
Cost: \$150

Dates: Sat Jul. 24, 31.....10:00-12:00  
And Sat Aug 7.....10:00-1:00  
Mon Aug. 9, 16,.....10:00-12:00  
And Aug 23.....10:00-1:00  
Sat Oct 2, 9.....10:00-12:00  
And Oct 16.....10:00-1:00  
Mon Nov. 1, 8.....10:00-12:00  
And Nov 15.....10:00-1:00


If you want to quilt those tops you have completed, are thinking of purchasing a machine for quilting, or just want to learn how a longarm works, this is a great class to take. Rita Arson, local professional, will instruct you in everything from the differences in thread to what to look for in a pantograph! You will learn everything you need to know to run a longarm and be "certified" to rent hours after class completion. The classes are two sessions of two hours each and one session of 3 hours. Also included are two hours of "homework" on our APQS Millennium longarm which you can schedule at your convenience. What a great way to get those tops quilted!

## Intermediate Longarm

Instructor: Rita  
Cost: \$60  
Level: Advanced Beginner  
Dates: Mon Aug. 23.....2:00-3:30  
Expand your longarm quilting horizons! Rita will cover the extension table, using rulers and the micro-drive. These essential professional techniques will enhance your longarm experience.

## All About Machine Quilting

Instructor: Jean & Karen  
Level: Beginner  
Cost: \$60  
Book: Optional  
Date: Fri Oct 8, 15,.....10:00-12:00  
Finish those projects! Machine quilting makes fast and easy work of finishing quilts, quilted clothing, placemats, table runners, wall quilts, etc. Based on Harriet Hargrave's book, Heirloom Machine Quilting, our Machine Quilting class covers basic machine quilting, your machine's walking foot (even-feed foot), and free-motion quilting. We also cover how to deal with handling a full-size quilt on your domestic machine using techniques from Marti Michell's book Machine Quilting in Sections.



## Bobbie Aug Quilt Appraisals

Date: Sat, Aug 21... 10:00-5:00  
Class: Quilt Appraisal Day  
Instructor: Bobbie Aug  
Date: Sat, Aug 21 (Call store for appointment)

Have you always wondered about the actual value of your favorite quilt creation or a vintage quilt handed down through your family? Renowned quilt appraiser and historian Bobbie Aug brings her expertise to HCQ for a day of appraisal appointments. Appraisal Day is scheduled one week before HCQ's Quilt Auction so you can have quilts appraised before the sale. Please call to reserve your time slot.

## Dates to remember

Jun 26, 27, 28.....Shop Hop!  
Jul 4.....Independence Day! (Shop Closed)  
Aug 3.....Sidewalk Sale!  
Aug 21.....Bobbie Aug Quilt Appraisals  
Aug 28.....Auction Preview & Reception  
Aug 29.....Auction in the Courtyard  
Sep 7.....Labor Day (Shop Closed)  
Sep 13.....Boulder Bus Trip  
Sep 25, 26.....Quilt a Fair  
Sep 29, 30 & Oct 1.....Mystery Retreat  
Oct 31.....Halloween Sale!

Nov 21.....T-N-T!  
Nov 25.....Thanksgiving Eve (Shop Closes at 2:00)  
Nov 26.....Thanksgiving Day (Shop Closed)  
Dec 6.....After Market Party  
Dec 9.....Husbands Shopping Night  
Dec 24.....Christmas Eve (Shop Closes at 2:00)  
Dec 25.....Christmas Day (Shop Closed)  
Dec 31.....New Year's Eve (Shop Closes at 5:00)  
Jan 1.....Ring in the New Year! Sale  
Spring 2010.....Quilt Cruise-Save your pennies!!

# Machine Embroidery



## Needles and Threads oh my!

(Formerly Demystifying needles, threads, and stabilizers)

Instructor: Staff

Level: Beginner

Class Fee: \$50 (Class fee is waived for machines purchased at HCQ or Sew Bernina) Workbook: Required

Dates: Tue Jul 13.....10:00-12:00  
Tue Aug 24.....10:00-12:00  
Thurs Oct 14.....10:00-12:00  
Tue Dec 18.....10:00-12:00

Stabilizers, Needles, and Threads, OH MY! Don't worry—you'll get great know-how on these items in this class so there's no more mystery. This class is open to all machine owners. This class is lecture only and no machine is necessary. Remember to bring your "Mastering Your Bernina Workbook." Please note that this class is the prerequisite for all Aurora and Artista Embroidery classes.

## Ribbon Embroidery by Machine

Instructor: Susan Schrempf

Level: Advanced Beginner

Cost: \$100

Kit and Lunch: Included

Book: Required

Date: Fri Oct. 22,.....10:00-5:00

Do you love the look of silk ribbon embroidery, but not the tedious hand work? Now you can create beautiful embroidery by machine. Susan shows you the different techniques she uses so you can create your own works of art step by step.

## Aurora Embroidery Software (Bernina 430, 440, and 450 with E. Module)

Instructor: Staff

Level: Beginner

Class Fee: \$50 (Class fee is waived for machines purchased at HCQ or Sew Bernina) Workbook: Required

Date: Thurs Jul 15.....10:00-1:00

Sat Aug 7.....10:00-1:00

Thurs Sep 30.....10:00-1:00

Thurs Nov 11.....10:00-1:00

Sat Dec 4.....10:00-1:00

This class is for owners of Aurora 430, 440, or 450 with embroidery modules who have their software loaded on the laptops. We will explore using EC on PC to get you started with machine embroidery. Please bring your machine, module and laptop!

## Artista Embroidery

Thurs Jul 15.....2:00-5:00

Sat Aug 7.....2:00-5:00

Thurs Sep 30.....2:00-5:00

Thurs Nov 1.....2:00-5:00

Sat Dec 4.....2:00-5:00

This class is for owners of Artista 630, 640 or 730 with embroidery module. We will explore the possibilities using just your embroidery modules. No laptop needed!

# Sergers

## All About Sergers

Instructor: Staff

Level: Beginner

Class Fee: \$100 (Class fee waived for machines purchased at HCQ or Sew Bernina)

Workbook: Required

Date: Wed, Feb 3..... 10:00-3:00

Thu Apr 15.....4:00-9:00

Sat Jun 12.....10:00-3:00

Spanning two classes, we'll start with Serger Beginnings to introduce the controls and basic 4-thread techniques on your Bernina serger. Then, we'll move on to the specialty stitching including 2- and 3-thread techniques for beautifully finished projects. Bring your Bernina serger, all accessories, and your manual.



## Serged Apron

Instructor: Fran


Level: Advanced Beginner

Registration: \$35

Pattern: Included

Date: Fri Aug 20.....10:00-1:00

Need Description and Picture.





# Techniques



## Painless Paper Piecing

Instructor: Karen  
Level: Beginner  
Cost: \$35  
Pattern: Included  
Date: Fri Jul. 23.....1:00-4:00  
Let Karen show you the 'easy' way to paper piece! Once you

learn the freezer paper piecing method, you will never go back to regular paper piecing. In this class you may choose among 3 little holiday projects which will make wonderful little hostess gifts or keep them for yourself!

## Can of Worms!

Instructor: Janice  
Level: Beginner  
Cost: \$40  
Pattern: Included  
Date: Fri Sep 17, Oct. 1.....10:00-1:00  
[Need Description and Picture](#)



## Rose Medallion

Instructor: Moo  
Level: Advanced Beginner  
Cost: \$60  
Kit: Upon request  
Pattern: Included  
Date: Wed, Aug 14.....10:00-3:00

Translate the art of stained glass into a fabric wall hanging that will draw many compliments. Deep hued colors and pre-made fusible tape make this an easy yet elegant gift.



# Christmas In July



## Holiday Bells

Instructor: Moo  
Level: Advanced Beginner  
Cost: \$65  
Kit: Upon Request  
Pattern: Included  
Date: Sat Jul. 10.....10:00-3:00

Stitch up a striking stained glass style holiday wall hanging with some of our sparkling new seasonal fabrics. It would make a thoughtful gift for a favorite friend or relative. Finished size is 27" square.

## Hot Chocolate Party!

Instructor: Karen & Jean  
Level: Beginner  
Cost: Free with kit purchase  
Kit: \$15 (includes all the hot chocolate you can drink!)  
Date: Wed Jan 20.....1:30-5:00

Come and join us for some fun and hot chocolate. No need to bring your sewing machine, we will have them set up for you. We will have a variety of kits by Happy Hollow Designs available for you to choose from. These are all quick, seasonal projects.



**SATURDAY  
JULY 24, 9:00-6:00**

**ALL CHRISTMAS FABRICS  
AND KITS WILL BE ON SALE.**



**HIGH COUNTRY QUILTS**  
 4771 North Academy Boulevard  
 Colorado Springs, CO 80918  
 719/598-1312  
<http://www.hcquilts.com/>

**SHOP HOURS**

Monday through Saturday 9:30 a.m.–6:00 p.m., Closed Sundays

# July

Sunday	Monday	Tuesday	Wednesday	Thursday	Friday	Saturday
			1 Hand Embroidery Club 10-12	2 Sew and Tell 11-1	3 Sisterhood of Quilters 2-5	4 <b>INDEPENDENCE DAY!</b> <b>SHOP CLOSED</b>
5 Shop Closed	6 Longarm Quilting #1 10-12 Quilts from the Heart 12-4	7 Christmas Table Runner #1 5-8 Bernina Decorative Stitching 6-8 PP: Board Meeting 9:30	8 Bernina S.E.W. 10-12	9 Photo Transfer Class #1 10-1 Embroidery Basics #1 10-12	10 Reindeer Rhapsody 10-1 Whole Cloth Quilting 10-1 Software #1 10-12 Quilt of Stitches 2-5	11 Block of the Month 10-12 Block Party 2-5 Sand Devils #1 10-12 Longarm Quilting #2 10-12 Hidden Star #1 2-5
12 Shop Closed	13 All About Machine Quilting#1 3-5 Quilting Divas 10-2 Bernina General Info 10-12 Longarm Quilting #2 10-12 Intermediate Longarm 1-3	14 Bernina Demystifying Stabilizers 6-8 Bernina Stitch Manipulation 6-8	15 Hidden Star #1 6-9 Christmas Celebration #1 6-9 Piecing Partners: 1:30-5	16 Bernina Practical Stitching 2-4 UFO 6-9 Piecing Partners: 10-5	17 Reindeer Rhapsody #2 10-1 3 Fat Quarter Bib 10-1 Charm School 2-5	18 Heirloom Camisole #1 3-5 Holiday Bells 10-3 Wildflower #1 10-12 Faberge #1 2-5 Bernina Embroidery #1 2-4 Bernina Embroidery #2 4-6
19 Shop Closed	20 All About Machine Quilting #2 3-5 Longarm Quilting #3 10-1 Quilting Divas 10-2	21 Fun Coasters 10-12 General Info 10-12 Christmas Table Runner #2 5-8 General Info 6-8	22 Hidden Star #2 6-9 Christmas Celebration #1 6-9 Stained Glass Window 10-3 Bernina Decorative Stitching 10-12	23 Photo Transfer Class #2 10-1 Software #2 4-6 Bernina Practical Stitching 6-8 Embroidery Basics #2 10-12 Kurt & Your Bernina 10-5	24 Baby Bargello 10-1 Whole Cloth Quilt #2 10-1 Quilt of Stitches #2 2-5 2 Squares make a Top 2-5	25 Crazy Quilt 10-1 Heirloom Camisole #2 3-5 Hidden Star #2 2-5 Crazy for Wool 10-12 Software #1 10-12 Longarm Quilting #3 10-1
26 Shop Closed	27 All About Machine Quilting #3 3-5 Quilting Divas 10-2	28 Little Sew n Sews 10-11:30 Getting Started 12-2 Operation Kid Comfort 2-5	29 Little Sew n Sews 10-11:30 Getting Started 12-2 Bernina Stitch Manipulation 10-12	30 Little Sew n Sews 10-11:30 Getting Started 12-2 Quilting with Bernina 10-12 BSR Basics 1-2	31 Little Sew n Sews 10-11:30 Getting Started 12-2 Crazy Quilt 10-1 Strip Club 2-5	



**HIGH COUNTRY QUILTS**  
 4771 North Academy Boulevard  
 Colorado Springs, CO 80918  
 719/598-1312  
<http://www.hcquilts.com/>

**SHOP HOURS**

Monday through Saturday 9:30 a.m.–6:00 p.m., Closed Sundays

# August

Sunday	Monday	Tuesday	Wednesday	Thursday	Friday	Saturday
						1 Block of the Month 10-12 Happy Villages #1 10-1 Crazy Quilt 10-1 Block Party 2-5
2 Shop Closed	3 Sidewalk Sale! 9-6 Quilts from the Heart 12-4	4 Piercing Partners Board Meeting 9:30	5 Hand Embroidery Club 10-12 Bernina Embroidery #1 1-3 Bernina Embroidery #2 4-6	6 Sew and Tell 11-1 Software #3 4-6	7 Silk Ribbon Beginnings #1 10-1 Quiltie Trio #1 10-1 Monthly Motifs 10-12 Sisterhood of Quilters 2-5	8 Sand Devils #2 10-12 Hidden Star #3 2-5
9 Shop Closed	10 Quilting Divas 10-2	11 General Info 4-6 Bernina Serger Beginnings 10-12 Bernina 3 Thread Techniques 1-3	12 Bernina S.E.W. 10-12 Bernina Practical Stitching 10-12 Hidden aStar #3 6-9	13 Software #1 10-12 Log Cabin Jacket #1 10-1	14 Embellish It! 2-4 Silk Ribbon Beginnings #2 10-1 Quiltie Trio #2 10-1 Colorsplash 10-3	15 Wildflower #2 10-12 French Braid 1-5 Faberge #2 2-5 Happy Villages #2 10-1
16 Shop Closed	17 Quilting Divas 10-2	18 Bernina Practical Stitching 10-12 Bernina Stitch Manipulation 1-3	19 Bernina Decorative Stitching 1-3 Piecing Partners: 1:30-5	20 Log Cabin Jacket #2 10-1 UFO 6-9 Piecing Partners: 10-5	21 Software #4 1-3 Cotton Theory #1 10-12 Charm School 2-5 Bobbie Aug Quilt Apriasals 10-5	22 Off the Edge Workshop 10-4
23 Shop Closed	24 Quilting Divas 10-2	25 Bernina Demystifying Stabilizers 1-3 Operation Kid Comfort 12-5 Bernina Stitch Manipulation 10-12	26 Hidden Star #4 6-9 Quilting with Bernina 10-12 BSR Basics 1-2	27 Log Cabin Jacket #3 10-1 Bernina Stitch Manipulation 1-3	28 Crazy Quilt 10-1 Cotton Theory #2 10-12 Strip Club 2-5 Auction Preview & Reception 6-8	29 Crazy for Wool 10-12 Quilt Auction 12 start
30 Shop Closed	31 Longarm Quilting #1 10-12 Quilting Divas 10-2					



**HIGH COUNTRY QUILTS**  
 4771 North Academy Boulevard  
 Colorado Springs, CO 80918  
 719/598-1312  
<http://www.hcquilts.com/>

**SHOP HOURS**

Monday through Saturday 9:30 a.m.–6:00 p.m., Closed Sundays

# September

Sunday	Monday	Tuesday	Wednesday	Thursday	Friday	Saturday
		Piercing Partners Board Meeting 9:30	2 Brazilian Embroidery I-3 Hand Embroidery Club 10-12	3 Sew and Tell 11-1	4 Monthly Motifs 10-12 Sisterhood of aQuilters 2-5	5 Block of the Month 10-12 Hidden Star #4 2-5 Block Party 2-5
6 Shop Closed	7 <b>LABOR DAY</b> Shop Closed	8 Bernina Practical Stitching 10-12 Quilting with Bernina 4-6 BSR Basics 6-7	9 Bernina S.E.W. 10-12 Hidden Star #5 6-9	10 Software #4 11-3	11 Embellish It! 2-4 Crazy Quilt Jacket #1 10-1 Potholder Club 2-5 Jo's Club 10-1	12 Longarm Quilting #1 10-12 Intermediate Longarm 1-3 Silk Ribbon Brooch 10-1 Silk Ribbon Card 2-5
13 Shop Closed Boulder Bus - 21 seats	14 Longarm Quilting #2 10-12 Quilting Divas 10-2	15 Bernina Demystifying Stabilizers 6-8 Bernina Stitch Manipulation 6-8	16 Kurt & Your Bernina 10-5 Piecing Partners: 1:30-5	17 UFO 6-9 Piecing Partners: 10-5	18 Crazy Quilt Jacket #2 10-1 Charm School 2-5 Silk Ribbon Designs #1 2-5	19 Longarm Quilting #2 & #3 10-3 Hidden Star #5 2-5 Dragon Wing Coat #1 2-4 Wildflower Quilt #3 10-12 Beginning Hand Applique #1 10-12
20 Shop Closed	21 Longarm Quilting #3 10-1 Bernina General Info 10-12 Quilting Divas 10-2	22 Software #1 4-6 Bernina Decorative Stitching 6-8	23 Hidden Star #6 6-9 Bernina Embroidery #1 10-12 Bernina Embroidery #2 1-3	24	25 Silk Ribbon Designs #2 2-5 Crazy Quilt Jacket #3 10-1 Strip Club 2-5 Crazy Quilt 10-1 Quilt-a-Fair	26 Crazy Quilt 10-1 Beginning Hand Applique #2 10-12 Dragon Wing Coat #2 2-4 Crazy for Wool 10-12 Quilt-a-Fair
27 Shop Closed	28 Quilting Divas 10-2	29 Mystery Retreat Operation Kid Comfort 12-5	30 Mystery Retreat			





**HIGH COUNTRY QUILTS**  
 4771 North Academy Boulevard  
 Colorado Springs, CO 80918  
 719/598-1312  
<http://www.hcquilts.com/>

**SHOP HOURS**

Monday through Saturday 9:30 a.m.–6:00 p.m., Closed Sundays

# October

Sunday	Monday	Tuesday	Wednesday	Thursday	Friday	Saturday
				1 Mystery Retreat Sew and Tell 11-1	2 Monthly Motifs 10-12 Sisterhood of Quilters 2-5	3 Block Party 2-5 Block of the Month 10-12 Ergonomically Correct! 10-11 Hidden Star #6 2-5
4 Shop Closed	5 Longarm Quilting #1 10-12 Quilts from the Heart 12-4	6 Bernina Decorative Stitching 10-12	7 Hand Embroidery Club 10-12 Brazilian Embroidery 1-3 Quilt Market	8 Quilt Market	9 Potholder Club 2-5 Jo's Club 10-1 Embellish It! 2-4 Quilt Market	10 Embroidery Basics #1 2-4 Sand Devils #3 10-12 Featherweight Class 2-5 Victorian Needlebox 1-5 Longarm Quilting #1 10-12
11 Shop Closed	12 Quilting Divas 10-2 Longarm Quilting #2 10-12 Intermediate Longarm 1-3	13 Bernina Embroidery #1 4-6 Bernina Embroidery #2 6-8	14 Bernina S.E.W. 10-12 Hidden Star #7 6-9 Bernina Stitch Manipulation 10-12	15 UFO 6-9 Software #1 4-6 Bernina Practical Stitching 6-8	16 Charm School 2-5	17 Radiant Wreath #1 2-5 Bernina General Info 10-12 Fine Hand Quilting 1-5 Wildflower #4 10-12 Faberge #3 2-5 Longarm Quilting #2 10-12
18 Shop Closed	19 Longarm Quilting #3 10-1 Quilting Divas 10-2	20 Bernina Demystifying Stabilizers 10-12	21 Hidden Star #8 6-9 Bernina Decorative Stitching 6-8	22 Quilting with Bernina 10-12 BSR Basics 1-2	23 Illusion Bargello 10-3	24 Radiant Wreath #2 2-5 Quilting with George 10-1 Embroidery Basics #2 2-4 Seams Raggy 10-3 Longarm Quilting #3 10-1 Hidden Star #7 3-6
25 Shop Closed	26 Quilting Divas 10-2	27 Operation Kid Comfort 12-5	28	29	30 Crazy Quilt Class 10-1 Strip Club 2-5	31 Halloween Sale! Crazy Quilt 10-1 Crazy for Wool 10-12 Longarm Quilting #1 10-12



**HIGH COUNTRY QUILTS**  
 4771 North Academy Boulevard  
 Colorado Springs, CO 80918  
 719/598-1312  
<http://www.hcquilts.com/>

**SHOP HOURS**

Monday through Saturday 9:30 a.m.–6:00 p.m., Closed Sundays

# November

Sunday	Monday	Tuesday	Wednesday	Thursday	Friday	Saturday
1 Shop Closed	2 Longarm Quilting #1 10-12 Quilts from the Heart 12-4	3 Bernina Stitch Manipulation 6-8 Bernina Demystifying Stabilizers 6-8	4 Kurt & Your Bernina 10-5 Hand Embroidery Club 10-12 Brazilian Embroidery 1-3	5 Sew and Tell 11-1	6 Silk Ribbon Beginnings #1 10-1 Monthly Motifs 10-12 Sisterhood of Quilters 2-5	7 Turnabout Jacket #1 10-3 Longarm #2 10-12 Block of the Month 10-12 Intermediate Longarm 1-3 Block Party 2-5 Hidden Star #8 3-6
8 Shop Closed	9 Longarm Quilting #2 10-12 Quilting Divas 10-2	10 Bernina Practical Stitching 2-4 Bernina Decorative Stitching 6-8	11 Bernina S.E.W. 10-12 BSR Basics 4-6 Quilting with Bernina 1-3	12	13 Potholder Club 2-5 Jo's Club 10-1 Silk Ribbon Beginnings #2 10-1 Embellish It! 2-4 Bernina General Info 10-12	14 Wildflower #5 3-5 Quilted Letters #1 2-5 Turnabout Jacket #2 10-3
15 Shop Closed	16 Quilting Divas 10-2 Longarm Quilting #3 10-1	17	18 Bernina Embroidery #1 10-12 Bernina Embroidery #2 1-3	19 UFO 6-9	20 Charm School 2-5	21 T-N-T! Longarm Quilting #3 10-1
22 Shop Closed	23 Longarm Quilting #1 10-12 Quilting Divas 10-2	24 Operation Kid Comfort 12-5	25 <b>THANKSGIVING EVE CLOSE AT 2</b>	26 <b>THANKSGIVING CLOSED</b>	27 Silk Ribbon Designs #1 2-5 Charm School goes to Strip Strip Club 2-5	28 Sand Devils #4 10-12 Painless Paper Piecing 2-5 Crazy for Wool 10-12 Quilted Letters #2 2-5 Crazy Quilt 10-1
29 Shop Closed	30 Quilting Divas 10-2 Longarm Quilting #2 10-12					



**HIGH COUNTRY QUILTS**  
 4771 North Academy Boulevard  
 Colorado Springs, CO 80918  
 719/598-1312  
<http://www.hcquilts.com/>

**SHOP HOURS**

Monday through Saturday 9:30 a.m.–6:00 p.m., Closed Sundays

# december

Sunday	Monday	Tuesday	Wednesday	Thursday	Friday	Saturday
		1 PP: Board Meeting 9:30	2 Hand Embroidery Club 10-12 Brazilian Embroidery 1-3	3 Sew and Tell 11-1	4 Silk Ribbon Designs #2 2-5 Monthly Motifs 10-12 Sisterhood of Quilters 2-5 Fun Coasters 10-12	5 Block of the Month 10-12 All About Machine Quilting #1 10-12 Block Party 2-5
6 Shop Closed After Market Party 2-5	7 Longarm Quilting #3 10-1 Quilts from the Heart 12-4	8 BSR Basics 10-11 Quilting w Bernina 12-2	9 Husbands Shopping 6-8 Bernina S.E.W. 10-12 Bernina Demystifying Stabilizers 2-4	10	11 Embellish It! 2-4 Jo's Club 10-1 Pot Holder Club 2-5	12 All About Machine Quilting #2 10-12 Sand Devils #5 10-12
13 Shop Closed	14 Quilting Divas 10-2	15 Bernina General Info 10-12 Bernina Stitch Manipulation 1-3	16 Bernina Embroidery #1 10-12 Bernina Embroidery #2 1-3	17 Bernina Practical Stitching 10-12 Bernina Decorative Stitching 1-3	18 Charm School 2-5	19 Wildflower #6 3-5 All About Machine Quilting #3 10-12
20 Shop Closed	21 Quilting Divas 10-2	22	23	24 <b>CHRISTMAS EVE CLOSE AT 2</b>	25 <b>CHRISTMAS DAY CLOSED</b>	26 Crazy Quilt 10-1 Crazy for Wool 10-12
27 Shop Closed	28 Quilting Divas 10-2	29 Operation Kid Comfort 12-5	30	31 <b>NEW YEARS EVE CLOSE AT 5</b>		



**HIGH COUNTRY QUILTS**  
4771 North Academy Boulevard  
Colorado Springs, CO 80918  
719/598-1312  
<http://www.hcquilts.com/>

**SHOP HOURS**  
Monday through Saturday 9:30 a.m.—6:00 p.m.  
Closed Sundays

*Conveniently Located...  
Behind Denny's at the southeast  
corner of Academy and Flintridge*



## HALLOWEEN SALE

OCTOBER 25, 2010

Come and join us for some "witches brew" (hot apple cider) and a great sale! We will be offering a 15% discount on all fabric, notions, books, and patterns. If you come in costume, you can take an additional 5% off of your total purchase. There will also be a special "treat" for the best costume. Our sale starts at 9:00 a.m. and stops at 6:00 p.m. So, come and join in a day of fun!



## sidewalk sale

Come join us on  
Monday, August 2nd for  
High Country Quilts  
Sidewalk Sale!

There will be lots of great deals  
on fabric, books, patterns &  
even some great buys  
on everything Bernina!  
It'll be out back, on our  
courtyard breezeway where  
we will be enjoying the  
great outdoors with this  
very special sale!



## Auction in the courtyard

August 28, 2010

It was such a success last year; we decided to do it again! We are fortunate to have Mr. Leo Christner helping us again with our auction in the courtyard. So set your sights on the last weekend of August so you can make a few dollars. Your entry fee of \$10 per item will be donated to the American Cancer Society this year. Remember, it doesn't have to be finished; quilt tops are accepted as well as wearables, table toppers, and wall hangings. What a fun way to do a good deed!

