



What's New

At High Country Quilts?

With the New Year come some great new classes at HCQ. We have stretched our imaginations to find some interesting ways of sparking your creativity. Several fabulous machine embroidery classes are in the lineup. We will be offering another one of Hoop Sisters' designs, "Goose Tracks", as well as the Rose of Sharon by Sharon Peterson. And, we are topping it off with Sarah Vedeler's "Hearts" which showcases colorful threads on Dupioni silk. Not to mention the "pieced" blocks of the month: "Patriots in Petticoats", "Home for the Holidays", and "Pieceful Nights". You are in for a treat

Do you prefer handwork? Boy, have we got some great classes for you! If you're "Crazy for Wool" you've got to see our little baskets filled with colorful wool flowers. Or, take a walk through "Floye's Garden" during our Hand Embroidery Block of the Month. Either of these classes is sure to please.

Along with some great new classes, we have some great new teachers. Kathy Thomas, local pattern designer, will be teaching one of her highly successful patterns, "Serenity". This is definitely an HCQ favorite. Nancy Pinkston, certified Square-in-a-Square instructor, will be sharing some time honored tips and techniques using this popular method.

We're still in the planning stages of our 2012 Quilt Cruise. We'll fill you in on the details later, but start saving your pennies! It's going to be a blast!

As usual, great things are going on with Bernina. They've introduced the little 3-series machines and already they've become favorites. There'll be a "Sweetheart of a deal" on these machines and more on Valentine's Day. Stop in and see us.

And, of course, June brings the Heart of Colorado Shop Hop. We are working hard to share some of "Nature's Treasures" with you. Be sure to mark your calendar for Shop Hop weekend. But for now, sit back, relax and enjoy some great class offerings in this newsletter.

Have a "Pieceful" day,
Jean and Karen

Do you have something (picture) you want to
feature on the front page letter?

Blocks of the Month & Clubs

Clubs continue to comprise more and more of our calendar. If you are looking for a great way to make new friends that share your interest in quilting and sewing, this is for you. Each of our clubs is a little bit different; there

is sure to be something for everyone! We will have samples from each of our clubs available, so stop in and browse. We are very happy to help you find the perfect fit.

Holidays at Home

Level: All levels

Instructor: Pat

Registration: \$60

Monthly fee: \$12

Date: 2nd Friday of Month...10:00-1:00

Create an elegant home accent for the holidays. Rich, festive colors of red and green enhance classic motifs including lush florals to cardinals, a beautifully detailed diagonal stripe, holiday greetings, and more. Join this class to create your 2011 holiday quilt at a leisurely pace.

Patriots in Petticoats

Level: All levels

Instructor: Audrey

Date: 2nd Saturday of

Month.....1:00-3:00

Registration: \$50

Monthly Packet: \$19.99/month
(Includes pattern and fabric packet)

[Billie writing description](#)



Pieceful Nights

Level: All levels

Instructor: Jean & Karen

Date: 2nd Saturday of Month..10:00-12:00

Registration: \$50

Monthly Fee: \$14.99 (Includes pattern and fabric packet)

Setting and binding: Included

This gorgeous block-of-the-month project is a wonderful opportunity to explore and create 12 traditional quilt block patterns assembled with a stunning sampler quilt.

Hand Embroidery

Level: All levels

Instructor: Joyce

Date: Last Saturday of Month...1:00-3:00

Registration: \$60

Book: Included

Monthly fee: \$10 (includes monthly packet and embellishments)

This hand-embroidered block of the month quilt brings back memories of our Grandmothers' gardens. The sweet flowers and quaint designs will come to life under your needle using beautiful colors of embroidery floss.



Kitchen Companions

Instructor: Pat

Level: Advanced Beginner

Cost: \$10.95 a month

Pattern: Included

Date: 2nd Fri of the Month.....2:00-5:00

Exception—Does not meet in summer months

Potholder club has expanded to include other projects that are useful both in and out of the kitchen. Join the fun while learning new quilting techniques to make great gifts or brighten up your kitchen.

Crazy for Wool

Instructor: Joyce

Level: Advanced Beginner

Registration: \$50 (Includes wool pack)

Monthly Fee: \$13.99 (Includes pattern & wool for basket)

Date: Last Saturday of Month.....10:00-12:00

(Exception is June 18)

We have another lovely wool pattern for 2011. Little baskets filled with colorful flowers are sure to brighten your day. Join Joyce for a refreshing stroll through the wool garden.



Sisterhood of Quilters

Level: All Levels

Dates: 1st Friday of Month.....2:00-5:00

Welcome to the Sisterhood of Quilters. The Sisterhood of Quilters was started with the belief in teamwork and the conviction that girlfriend time is so very important, even in this day and age. The Mission of the

Sisterhood of Quilters is to provide a Circle of Friendship where all are Welcome and Honored to share Girlfriend Wisdom and their Love of Quilting. We meet the first Friday of each month from 2-5 p.m. What a great way to meet others who share your love of quilting.

Charm School

Instructor: Staff

Level: All Levels

Cost: \$25 (Includes pattern & charm pack)

Dates: 3rd Friday of Month.....2:00-5:00



Our Charm School meets on the third Friday of every month from 2:00 p.m. to 5:00 p.m. to make a great little project using 5" x 5" squares of fabric known as "Charms"! For the \$20 class fee, you will receive your pattern and a charm pack. The projects are always small, and most can be finished during class. Some projects may require additional fabric.



Strip Club

Instructor: Staff

Level: All Levels

Cost: Pattern purchase

Dates: Last Friday of Month.....2:00-5:00

If you haven't made it to

our 'Strip Club' yet, put it on your calendar! We meet on the last Friday of the month to use those pre-cut jelly rolls or 2-1/2 inch strips we cut from our stash to make a great quilt! A different pattern is featured each month and the cost of the class is the purchase of the monthly pattern!



Jo's Little Women's Club

Instructor: Anita

Level: All Levels

Registration: \$100 Civil War

Reproduction Fabric Tower

Monthly Pattern: \$5

Dates: 2nd Friday of Month...10:00-1:00

Second Class: 3rd Saturday of Month.....10:00-1:00



Hand Work Club

Instructor: Shirley

Level: Beginner

Cost: \$5

Date: 1st Wednesday of each Month.....10:00-12:00

Do you want to share the joy of handwork with others who have your same interests? Do you have a crazy quilt started, a quilt that needs a binding, or a project that needs the handwork completed? Choose your project and come sit and sew!

Brazilian Embroidery Block of the Month

Instructor: Shirley

Level: Beginner

Cost: \$30/session

Kit: Included; all you bring is scissors!

Date: 1st Wednesday of each Month.....1:00-4:00??



Brazilian Embroidery—the beautiful raised, dimensional stitching that uses a high-sheen rayon thread—can add drama to any fabric project from quilts to garments to home dec and more. The designs for each block are easy and can be finished in a month. Finished block size is 6".

SEW & TELL CLUB



Sew & Tell Club

Instructor: Staff

Level: All Levels

Monthly: \$24 for Year

Dates: 1st Thursday of Month.....11:00-1:00

Owners of all sewing machine brands are welcome! Every month we'll present a different project or technique and fun new items at HCQ. Bring your sewing, quilting, garment, or hand stitched projects—even those still in progress—to share at show and tell. Invite a friend to join in the fun and refreshments afterward. This club is presentation only—no machine or supplies necessary.

Farmer's Wife

Instructor: Karen


Level: All Levels

Registration: \$30 (Includes Farmer's Wife book)

Monthly Packet: \$10 It's not too late to join!

Dates: 1st Thursday of Month.....2:00-4:00

The lovely new book Farmer's Wife takes us through numerous pattern blocks using reproduction fabrics. Choose your favorites to create the perfect size and special effect you like. Join us in making this old-fashioned quilt top—a fun addition to your own home décor or a special gift for a treasured friend or loved one. Rotary for most blocks is included.



Apron Club

Instructor: Moo McDermott

Level: Advanced Beginner

Registration Fee: \$50

Cost: \$20/month –This is a 14 month club! (Includes monthly packet)

Date: 2nd Sat of each Month...10:00-1:00

Blocks showcase half-aprons, full aprons, and vintage bloomers in this fusible web appliqué quilt top. All those aprons of yesteryear—and today—can be recreated in miniature for a throw or wall hanging sure to bring smiles to all who see it. Finished size is 56" x 68".

Featured Classes

Serenity Table Runner

Instructor: Kathy Thomas

Cost: \$30

Pattern: Included

Kit: Available

Date: Sat Jan 22.....2:00-5:00

Cathy's lovely table runner sample in dynamic red and black is admired by all who visit our store. Enjoy this fun class with the pattern designer!. Cathy will teach you all her tips for successfully stitching a fabulous gift or a special addition to your décor.



Moroccan Tile

Instructor: Moo

Level: Advanced Beginner


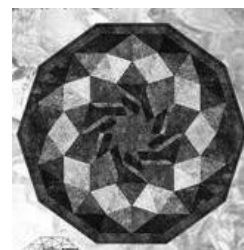
Cost: \$100: 4 person minimum)

Kit: ncluded

Rulers: Included

Date: Fri Jan 21, 28,.....10:00-1:00

Stitch a pieced table topper featuring a new collection of Colorado-themed fabrics by Northcott. This will be a lovely opportunity to incorporate the classic Moroccan-style art into your quilting.



Square in a Square

Instructor: Nancy

Level: Beginner

Class: \$60

Ruler: Required

Pattern: Included

Date: Thu Feb 3, 10.....2:00-5:00

We're honored to bring Certified

Square in a Square instructor Nancy Pinkston to our classroom. The popular square in a square shows up in many quilt patterns and is the basis of innumerable other blocks. This is an advanced strip piecing technique that allows you to create triangle units (i.e., flying geese, half-square triangles) without ever cutting one. The techniques you'll learn will pave the way to making quilts you never thought possible.

Hot Ribbon

Instructor: Moo

Level: Advanced Beginner

Registration: \$100 (4 person minimum)

Kit: Included

Date: Fri May 13.....1:00-6:00

Everything except the thread and batting is included in this kit! Join Moo to learn this fun, fast project that will allow you to stretch your imagination while you learn new skills.



Dresden Flower

Instructor: Karen & Jean

Level: Beginner

Cost: Free with kit purchase

Kit & Pattern: Required

Date: Fri. Apr 8, 22.....2:00-5:00

Machine appliqué can be quick and fun! This whimsical quilt combines several easy techniques to make your dresden flowers pop. Bias press bars make the stems easy, while starch and press appliqué is used to finish the leaves and flowers. This throw or wall quilt finishes at about 55" x 65".

Celebration Banner

Instructor: Charmain

Level: Beginner

Cost: \$25

Pattern: Included

Date: Sat Apr 2.....10:00-1:00

Create a special wall banner for your family or loved ones! Charmain will take you through the simple steps to stitch your banner. Your original creativity determines the final outcome.



Returning Favorites



Silk Ribbon Beginnings

Instructor: Shirley
Level: Beginner
Cost: \$30
Book: Required
Date: Tues June 14, 21,....2:00-5:00

Have you tried using silk ribbon without much success? Come and explore the versatility of using silk ribbon to decorate quilt blocks, hats, scarves, and even little sewing boxes! This class will focus on the techniques of incorporating ribbon work in your projects. You will be working with beads, as well as silk and metallic threads while learning the fly stitch, couching, the Japanese ribbon stitch, and needle weaving. A basic knowledge of simple embroidery stitches is required.

Seams Raggy

Instructor: Jean
Level: Beginner
Cost: \$45
Kit: Available
Pattern: Included
Date: Tue Feb 8.....10:00-3:00

Back by popular demand! Seams Raggy is a simple rag quilt constructed of just one basic block and lots of warm and fuzzy flannels. The throw size is perfect for kids, dorm rooms, or just for lounging. We have several bundles put together for you to choose from; you won't be able to resist. This is a great beginner project, or for the experienced quilter who needs a quick project or gift. Come and join the fun.



Happy Villages


Instructor: Sandra
Cost: \$45
Book: Required
Date: Sat Apr 16, 30.....10:00-1:00

Use your imagination to create a one of a kind "village" using fun fabrics with a fusible or glue method, variegated cotton and/or rayon threads, tulle to cover the top, and free motion quilting. Finished size approximately 17" square. The fun is in the details!

Crazy 8 Stripteaser

Instructor: Pat
Level: Advanced Beginner
Cost: \$45
Kit: Available
Pattern: Included
Date: Thu Apr 14..... 10:00-2:00

This table topper is so easy, and will have people wondering how you did that! It is based on the traditional "Card Trick" block, but takes the look to a whole new level. Six fabrics are sewn into a strata and cleverly cut. The sample uses a graded set of colors to good effect. Pat will also teach you the easy steps to binding an inside corner...you'll never let an interesting edge scare you away.



Operation Kid Comfort

Cost: No Charge
Level: Volunteer-Quilts for children of deployed military
Dates: Last Tuesday each month.....12:00-5:00

Join us for rewarding volunteer work to make quilts and pillowcases for children of deployed military parents. Donated fabric and supplies complete quilts and pillowcases that showcase photo transfer blocks. Bring your sewing machines and creativity! Remember this project when "thinning out" your fabric stash!!



Pizza Night

We have had many requests from those of you who find it hard to stop in during regular business hours. So, we have decided to turn the 3rd Thursday of the month into "Pizza Night". From 6:00-9:00 you can come shop and/or sit and sew. No time for dinner? Contribute just \$5 and join us for pizza and a cold drink.



Exploring Machine Embroidery

Halloween Fun!

Instructor: Karen and Jean

Registration: \$25

Monthly fee: \$14.99 for 5 months
(Includes fabric packet and CD/pattern)

Date: 3rd Friday of month May through
September.....5:00-7:00

Scare up some fun with this Halloween themed quilt. The pattern collection contains nine Halloween embroidery machine appliqué designs. Two patterns are included to make either a 37" x 35" wall hanging or a 54" x 66" quilt. This class is perfect for beginning machine embroiderers.



S.E.W. Club (Snow Days)

Instructor: Jean and Karen

Level: Beginner

Registration: \$75 per

Monthly fee: \$25/month (Includes
pattern, fabric for top, and binding)

Date: 1st Fri of each month.10:00-12:00

This is an HCQ "first"! Karen and Jean will help you to work with embroidery and software during this 12 session workshop. We will concentrate on digitizing while stitching out "Snow Days" by Crabapple Hill. This class is limited to Bernina V5 or V6 software owners. Come explore with us.

Rose of Sharon

Level: Beginner/Advanced beginner


Instructor: Karen and Jean

Date: Third Mon of month (except
Feb which will be the 4th
Monday).....1:00—3:00

Registration: \$100

Monthly Fee: \$25 (Includes everything except the thread!)

A machine embroidery block of the month project using the Rose of Sharon embroidery collection from embroidery-online.com will delight your eyes. The and machine embroidery techniques and beautiful quilt blocks will have you revving up that embroidery module for fun and productivity!



Hoop Sisters

Instructor: Jean & Karen

Level: Beginner

Cost: \$75 (returning students-\$55)

Monthly fee: \$20 for 5" or \$30 for 8"
(Fabric, battilizer, backing and binding
included)

Date: 2nd Wed.....3:00-5:00

Exception—May 4 instead of May 11

Karen and Jean are back with a brand new "quilt in the hoop" project for 2011. The geese will be flying over HCQ each month as we stitch out the latest Hoop Sisters design.

Did you miss out on the fun last year? No worries! There's a kit waiting just for you. So come join us.



Hearts by Sara Vedeler

Instructor: Jean and Karen

Level: Beginner

Registration \$50

Kit: Includes pattern, embroidery designs
and silk dupioni to make quilt top.

Monthly fee: \$15 (Includes fabric kit for
current month)

Date: Third Monday of each
month.....4:00-6:00

Exception—Feb 28

Have you seen Sarah Vedeler's bright silk dupioni quilt adorned with hearts? You are in for a real treat. Karen and Jean have decided to recreate this masterpiece. Bring your machine with embroidery module. We have a few surprises up our sleeves which may involve the Bernina 830. Come and join in the fun.



Dates to Remember



Jan 1.....Ring in the New Year! Sale
Feb 14.....Sweetheart of a Deal Sale
Mar 19.....National Quilt Day
Mar 20-27.....HCQ Quilt Cruise
Apr 1 & 2.....Quilt and Stitch Expo (Pueblo)
Apr 24.....Easter Sunday

Apr 25.....Clean Sweep Sale
May 8.....Mothers' Day
May 30.....Memorial Day (Shop Closed)
June 19.....Father's Day
June 24, 25, 26Shop Hop
Aug 28.....Auction in the Courtyard

Wearables

Sweatshirt Makeover Jacket

Instructor: Cheryl

Level: Advanced Beginner

Cost: \$40

Pattern: Included

Date: Sat March 19.....2:00-6:00

Set free your creativity to make your own original jacket design. Starting with a sweatshirt, you can piece fabrics into blocks or strips to make a lightweight jacket. This is a fun let yourself out of the box class. No one will guess you started out with a plain ole sweatshirt!



Wow! Bag

Instructor: Pat

Level: Advanced Beginner

Cost: \$50

Book: Required

Date: Sat April 23, 30.....1:00-4:00

Learn to make a bag that folds up into a smaller bag. In our class you'll make the smaller version of the Wow! Bag. The bag makes an excellent shopping companion, yet tucks into your purse or backpack in a small space.



Color me Crazy!

Instructor: Lisa Berger

Level: Advanced Beginner

Cost: \$60

Pattern: Included

Date: Sat Jan 15, 22, 29.....10:00-1:00

Make up this pretty tote bag in your favorite fabrics or custom make it as a gift for someone special.



This Indygo Junction pattern is an easy project that can be completed in just a few hours. Pattern included in class fee.

Crazy Quilt Jacket

Instructor: Moo

Level: Advanced Beginner

Cost: \$80

Pattern: Included

Date: Fri Sep 11, 18, 25.....10:00-1:00

Moo has done it again! Make this fun jacket using the crazy quilt technique and have a one of a kind jacket for these chilly Colorado spring nights. This would make a great

addition to anybody's wardrobe!



Classes In the Basics

Hidden Star Sampler

Instructor: Jean

Level: Beginner

Cost: \$80

Book: Required

Date: Wed Jan 19, 26.....6:00-9:00

Feb 9, 23

Mar 9, 23

Apr 6, 20

Or


Sat June 4, 11, 18.....2:00-5:00

July 9, 30

Aug 6, 13,

Sep 17

The Hidden Star Sampler by Applewood Farm Publications is an exciting new approach to learning the basics of quilt construction while making a gorgeous sampler quilt. This class will be an in-depth study covering the basics of quilting. After completing this 8-session class you will be ready to tackle just about anything!



Fine Hand Appliqué

Instructor: Gloria

Level: Beginner

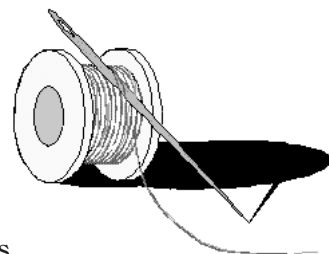
Cost: \$40

Kit: Upon Request

Pattern: Included

Date: Sat Feb 5, 19.....10:00-12:00

For this class "beginning" means the ability to use scissors and perhaps to thread a needle! Gloria has put together an easy class for the "beginner-beginner"! She will cover the very basic techniques used to create templates, inside and outside curves and points, stems, leaves, and more.



Techniques



Cotton Theory-Table Runner

Instructor: Jean
Level: Beginner
Cost: \$35
Book: Required
Date: Sat Feb 5, 12.....3:00-6:00


Cotton Theory quilting is a "quilt as you go" technique that is very eye-catching. You will learn to

achieve a 3-dimensional pinwheel design with very little effort. If you haven't tried the Cotton Theory technique, you are in for a very fun surprise. Join Jean as she teaches you all of the basic techniques that you will need to know to complete any one of the many Cotton Theory projects. In class you may work on the placemat or the table runner project.

Painless Paper Piecing

Instructor: Karen
Level: Beginner
Cost: \$35
Pattern: Included
Date: Tue Apr 12.....1:00-4:00


Let Karen show you the 'easy' way to paper piece! Once you learn the freezer paper piecing method, you will never go back to regular paper piecing. In this class you may choose among 3 little holiday projects which will make wonderful little hostess gifts or keep them for yourself!



Celtic Heart

Instructor: Karen
Cost: \$45
Pattern: Included
Date: Mon Jan 17, 31....10:00-1:00

Join us to make this great pattern. It is perfect for quilt as you go! And the use of bias bars makes this lovely design a snap.



Rose Medallion

Instructor: Moo
Level: Advanced Beginner
Cost: \$60 (4 person minimum)
Kit: Upon request
Pattern: Included
Date: Tues Mar 22.....10:00-3:00

Translate the art of stained glass into a fabric wall hanging that will draw many



compliments. Deep hued colors and pre-made fusible tape make this an easy yet elegant gift.


Stitcher's Garden

Instructor: Janice or Pat
Level: All Levels
Registration: \$50
Patterns: Included
Kit: Includes fabrics used in quilt top; borders, binding not included.
Monthly fee: \$15 (fabric packet and pattern included)

Dates: 3rd Monday of Month.....10:00-12:00
Or 2nd Saturday of Month.....10:00-12:00 or 2:00-4:00
Or 4th Wednesday of Month.....3:00-5:00

Make use of those specialty presser feet for your machine (any brand) on this creative block of the month quilt from The Stitch Connection.

You'll stitch various-sized fused appliqué blocks using the beautiful decorative machine stitches—no more "lazy" feet or unused stitches! Finishing at 85" x 93", this quilt will be a favorite. You should be very familiar with your sewing machine before signing up for this class.



Bobbie Aug Quilt Appraisals

Date: Fri, Aug 19...10:00-5:00
(Call store for appointment)

Have you always wondered about the actual value of your favorite quilt creation or a vintage quilt handed down through your family? Renowned quilt appraiser and historian Bobbie Aug brings her expertise to HCQ for a day of appraisal appointments. Appraisal Day is scheduled one week before HCQ's Quilt Auction so you can have quilts appraised before the sale. Please call to reserve your time slot.



Special Events



Auction in the courtyard August 28, 2010

It was such a success last year; we decided to do it again! We are fortunate to have Mr. Leo Christner helping us again with our auction in the courtyard. So set your sights on the last weekend of August so you can make a few dollars. Your entry fee of \$10 per item will be donated to the American Cancer Society this year. Remember, it doesn't have to be finished; quilt tops are accepted as well as wearables, table toppers, and wall hangings. What a fun way to do a good deed!



Bus Trip To Pueblo Quilt & Stitch Expo

need copy



National Quilt Day: Postcards for the troops

HCQ will provide all the materials, except for your creativity, to make postcards for the troops! We will have Bernina sewing machines set up in our classroom for you to use so no need to bring anything but your imagination! We will arrange to have these sent to our troops as our way of saying 'thank you.' Please drop by anytime on March 19th to create your special postcard!



Love your Bernina

Date: Tues Feb 1..... 4:00-7:00

Cost: \$20

This is a "must take" class. Kurt will teach you the ins and outs and the importance of keeping your machine in tip top condition.

Take advantage of Kurt's expertise and experience.

Need NEW picture



Kurt and your Bernina

Date: Wed Mar 31.....10:00-5:00

Wed Jun 30.....10:00-5:00

Don't want to give up your machine but know it needs a cleaning or tune up? Kurt, our Bernina Technician, will be here all day to tune up your machine while you wait! Please call in advance to find out details and make your appointment with Kurt.

Mastering Your BERNINA Classes

Bernina Quick Start

Instructor: Staff

Class Fee: \$100 (Class fee is waived for machine purchased at HCQ or Sew Bernina)

Level: Beginner

| | |
|------------------|------------|
| Tue Jan 11..... | 10:00-5:00 |
| Sat Feb 26 | 10:00-5:00 |
| Tue Mar 8..... | 10:00-5:00 |
| Fri Apr 22 | 10:00-5:00 |
| Sat May 7..... | 10:00-5:00 |
| Tue Jun 7 | 10:00-5:00 |

Get a big leap on mastering your new Bernina sewing machine with this all-day learning festival. We'll cover the first three Bernina Mastery Classes: General Information, Practical Stitching and Decorative Stitching. Bring your machine, manual, and all accessories.

General Information

Instructor: Staff

Level: Beginner

Class Fee: \$50 (Class fee is waived for machines purchased at HCQ or Sew Bernina).

Workbook: Required

Dates: Thu Jan 20....6:00-8:00

Tue Feb 15.....10:00-12:00

Mon Mar 14.....3:00-5:00

Sat Apr 23.....10:00-12:00

The General Information class will give you a beginning introduction to using all current Bernina machine models. You'll need to bring your machine to this class as well as your "Mastering Your Bernina Workbook." Please note that this class is the prerequisite for all Bernina classes (except for Serger classes).

Decorative Techniques

(Formerly Decorative Stitching)

Instructor: Staff

Level: Beginner

Class fee: \$50 (Class fee is waived for machines purchased at HCQ or Sew Bernina)

Workbook: Required

Dates: Tues Feb 16.....1:00-3:00

Thu Mar 11.....5:00-7:00

Tues May 11.....1:00-3:00

Wed Jun 9.....6:00-8:00

Pleats, ruffles, piping, specialty needles and more are covered in this Bernina Mastery class. You'll learn about your Bernina's special capabilities. Bring your machine, manual, and all accessories. General Information class is a prerequisite.

Practical Stitching

Instructor: Staff

Level: Beginner

Class Fee: \$50 (Class fee is waived for machines purchased at HCQ or Sew Bernina)

Workbook: Required

Dates: Tues Feb 16.....10:00-12:00

Thu Mar 11.....2:00-4:00

Tues May 11.....10:00-12:00

Wed Jun 9.....3:00-5:00

In this class you will learn how to set up your machine for basic stitches, buttonhole stitching, and other regular stitches for everyday use and get some practice with these stitches. You'll need to bring your machine to this class as well as your "Mastering Your Bernina Workbook." Must have completed the General Information class before taking this class. For all current Bernina models.

All About Sergers

Instructor: Staff

Level: Beginner

Class Fee: \$100 (Class fee waived for machines purchased at HCQ or Sew Bernina)

Workbook: Required

Date: Thu Jan 27.....10:00-3:00

Thu Mar 10.....10:00-3:00

Thu Apr 14.....10:00-3:00

Wed Jun 2910:00-3:00

Spanning two classes, we'll start with Serger Beginnings to introduce the controls and basic 4-thread techniques on your Bernina serger. Then, we'll move on to the specialty stitching including 2- and 3-thread techniques for beautifully finished projects. Bring your Bernina serger, all accessories, and your manual.

Quilting with Bernina

Instructor: Staff

Level: Intermediate

Class Fee: \$50 (Class fee is waived for machines purchased at HCQ or Sew Bernina)

Workbook: Required

Date: Tue Jan 25.....1:00-3:00

Tue Aug 24.....4:00-6:00

Thurs Apr 21.....4:00-6:00

Sat Jun 4.....4:00-6:00

If you'd like to optimize your quilting capabilities on your Bernina-this class will do it! You'll get acquainted with the feet attachments and techniques that will allow you to quilt on your Bernina with ease and skill. This class will also cover the Bernina Stitch Regulator (BSR). Please bring your machine and workbook to class.



Bernina 8 Classes



Bernina 8

Instructor: Staff

Level: Bernina 8 Series New Owners

Class fee: \$100 (Class fee is waived for machine purchased at HCQ)

Workbook: Required

Date: Thurs Jan 22.....10:00-4:00

Tue Feb 1510:00-4:00

Tue Mar 8.....10:00-4:00

Tue Apr 12.....10:00-4:00

Tue May 24.....10:00-4:00

Thu Jun 9.....10:00-4:00

Bernina 8 covers the basic operation for the new models 820 and 830 machines. Then we advance to decorative stitching and many unique features of these amazing machines. Bring your manual, laptop computer, and notebook with pen or pencil. We'll have a machine in the classroom and computer-based training materials.

More with 8

Instructor: Staff

Level: Bernina Model 830 New Owners

Class Fee: \$100 (Class fee is waived for machines purchased at HCQ)

Date: Sat Jan 29.....10:00-4:00

Thu Feb 24.....10:00-4:00

Tue Mar 15.....10:00-4:00


Tue Apr 19.....10:00-4:00

Thu May 26.....10:00-4:00

Thu Jun...23.....10:00-4:00

More with 8 prepares you to create lovely machine embroidery projects for you, family and friends. You'll learn the basic tools and techniques then cover the more advanced capabilities of your fabulous new 830 embroidery system. Please bring your manual, notebook and pen.

Bernina Software



Software Beginnings

Instructor: Chris

Level: Beginner

Cost: \$50

Prerequisite: Bernina and your laptop

Date: Thu Jan 13.....10:00-1:00

Fri Feb 25.....10:00-1:00

Sat Apr 23.....10:00-1:00

Thu Jun 16.....6:00-9:00

This class is for new owners of Bernina software. We will help you load your software onto your laptop and help you become familiar with its capabilities. This class is a prerequisite for all other software classes.

Bernina And Your Laptop

Instructor: Staff

Level: Advanced Beginner

Class: \$100 (Class fee is waived for software purchased at HCQ or Sew Bernina)

Workbook: Required

Date: Wed Jan 12.....10:00-5:00

Thu Mar 31.....10:00-5:00

Wed May 4.....10:00-5:00

Thu Jun 30.....10:00-5:00

A continuation of Software Beginnings, we will learn the ins and outs of your software and other tools.



BERNINA+

Nothing Sews Like A Bernina. Nothing.

Bernina Machine Embroidery

Needles and Threads oh my! (Formerly

Demystifying needles, threads, and stabilizers)

Instructor: Staff

Level: Beginner

Class Fee: \$50 (Class fee is waived for machines purchased at HCQ or Sew Bernina) Workbook: Required

Dates: Tue Jan 25.....1:00-3:00

Tue Aug 24.....4:00-6:00

Thurs Apr 21.....4:00-6:00

Sat Jun 4.....4:00-6:00

Stabilizers, Needles, and Threads, OH MY! Don't worry—you'll get great know-how on these items in this class so there's no more mystery. This class is open to all machine owners. This class is lecture only and no machine is necessary. Remember to bring your "Mastering Your Bernina Workbook." Please note that this class is the prerequisite for all Aurora and Artista Embroidery classes.

Aurora Embroidery Software (Bernina 430, 440, and 450 with E. Module)

Instructor: Staff

Level: Beginner

Class Fee: \$50 (Class fee is waived for machines purchased at HCQ or Sew Bernina)

Workbook: Required

Date: Tue Feb 8.....10:00-1:00

Tue Mar 22.....10:00-1:00

Sat May 28.....10:00-1:00

Tue June 21.....10:00-1:00

This class is for owners of Aurora 430, 440, or 450 with embroidery modules who have their software loaded on the laptops. We will explore using EC on PC to get you started with machine embroidery. Please bring your machine, module and laptop!



Artista Embroidery

Tue Feb 8.....2:00-5:00

Tue Mar 22.....2:00-5:00

Sat May 28.....2:00-5:00

Tue Jun 21.....2:00-5:00

This class is for owners of Artista 630, 640 or 730 with embroidery module. We will explore the possibilities using just your embroidery modules. No laptop needed!

Stitch Manipulation

Instructor: Staff

Level: Beginner

Class Fee: \$50 (Class fee is waived for machines purchased at HCQ or Sew Bernina)

Workbook: Required

Dates: Tue Jan 25....10:00-12:00

Tue Mar 1.....2:00-4:00

Thurs Apr 21.....6:00-8:00

Sat Jun 4.....4:00-6:00

You'll learn all about manipulating stitches on your Bernina using the memory feature. You'll need to bring your machine to this class as well as your "Mastering your Bernina Workbook." You must have completed the Decorative Techniques and Practical Stitching classes before taking this class. For all current Bernina models.



Bernina Answers!

Instructor: Staff

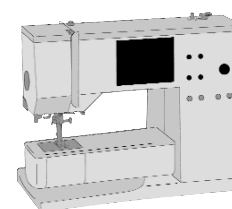
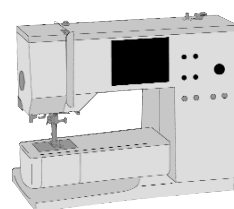
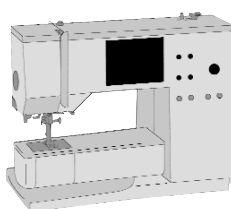
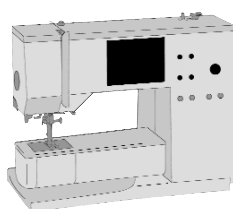
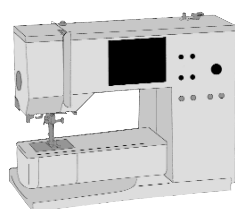
Level: All

Cost: \$20 per hour (1 hour minimum)


Date: 1st Friday of each month by appointment.

This class is for issues pertaining to software or machine embroidery.

We will work together to solve your problems. Bring your machine, module and/or laptop. This class is by appointment only.



Quilting



Whole Cloth Quilt

Instructor: Moo

Level: Advanced Beginner

Cost: \$50

Kit: Upon request

Book: Required

Date: May 8, 22.....1:00-4:00

Have you always wanted to make a whole cloth quilt but didn't know

exactly where to start? Moo has put together this lovely quilt that would be a shining star in anybody's quilt collection!

All About Machine Quilting

Instructor: Jean & Karen

Level: Beginner

Cost: \$60

Book: Optional

Date: Fri Apr 15, 22.....10:00-1:00

Finish those projects! Machine quilting makes fast and easy work of finishing quilts, quilted clothing, placemats, table runners, wall quilts, etc. Based on Harriet Hargrave's book, Heirloom Machine Quilting, our Machine Quilting class covers basic machine quilting, your machine's walking foot (even-feed foot), and free-motion quilting. We also cover how to deal with handling a full-size quilt on your domestic machine using techniques from Marti Michell's book Machine Quilting in Sections.



Designs with Lines

Instructor: Rita

Cost: \$75 (Check notes for price?)

Level: Beginner

Dates: Sat Apr 16.....1:00-5:00

Need pic and description

Intermediate Longarm

Instructor: Rita

Level: Advanced Beginner

Cost: \$60

Dates: Sat Mar 12.....1:00-3:00

Expand your longarm quilting horizons! Rita will cover the extension table, using rulers and the micro-drive. These essential professional techniques will enhance your longarm experience.



Longarm Quilting

Instructor: Rita

Level: Beginner

Cost: \$150

Dates: Sat Jan 9, 16.....10:00-12:00

AND Sat Jan 23.....10:00-1:00

Mon Feb 1, 8.....10:00-12:00

AND Mon Feb 15.....10:00-1:00

Sat Mar 13, 20.....10:00-12:00

AND Sat Mar 27.....10:00-1:00

Mon Apr 5, 12.....10:00-12:00

AND Mon Apr 19.....10:00-1:00

Sat May 8, 15.....10:00-12:00

AND Sat May 22.....10:00-1:00

Mon Jun 7, 14.....10:00-12:00

AND Mon Jun 21.....10:00-1:00

If you want to quilt those tops you have completed, are thinking of purchasing a machine for quilting, or just want to learn how a longarm works, this is a great class to take. Rita Arnson, local professional, will instruct you in everything from the differences in thread to what to look for in a pantograph! You will learn everything you need to know to run a longarm and be "certified" to rent hours after class completion. The classes are two sessions of two hours each and one session of 3 hours. Also included are two hours of "homework" on our APQS Millennium longarm which you can schedule at your convenience. What a great way to get those tops quilted!



HIGH COUNTRY QUILTS
 4771 North Academy Boulevard
 Colorado Springs, CO 80918
 719/598-1312
<http://www.hcquilts.com/>

SHOP HOURS

Monday through Saturday 9:30 a.m.-6:00 p.m., Closed Sundays

January

| Sunday | Monday | Tuesday | Wednesday | Thursday | Friday | Saturday |
|-------------------|--|--|---|--|--|---|
| Shop Closed | | | | | | 1 RING IN THE NEW YEAR SALE! 9:00 am to 6:00 pm |
| 2 Shop Closed | 3 Quilts from the Heart 12-4 | 4 pp Rockledge 10-2 | 5 Hand Work Club 10-12 Brazilian Embroidery 1-4 | 6 Sew & Tell 11-1 Farmers Wife 2-4 | 7 Bernina Answers! Sisterhood of Quilting 2-5 S.E.W. Club 10-12 | 8 Longarm #1 10-12 Pieceful Nights BOM 10-12 Patriots in Petticoats 1-3 Stitcher's Garden #1 10-1 Stitcher's Garden #1 2-5 |
| 9 Shop Closed | 10 Quilt Diva's 10-2 | 11 Bernina Quick Start 10-5 | 12 HoopSisters BOM 3-5 Bernina & your laptop 10-5 | 13 Software Beginnings 10-1 | 14 Jo's Club 10-1 Holidays at Home 10-1 Kitchen Companions 2-5 | 15 Longarm #2 10-12 Jo's Club 10-1 Color Me Crazy! #1 10-1 |
| 16 Shop Closed | 17 Hearts 4-6 Stitcher's Garden 10-1 Celtic Heart #1 10-1 Rose of Sharon 1-3 | 18 Quilting with Bernina 10-1 | 19 Hidden Star Sampler #1 6-9 | 20 General Info 6-8 Pizza Night! 6-9 | 21 Charm School 2-5 Moroccan Tiles #1 10-1 | 22 Serenity Tablerunner 2-5 Longarm #3 10-1 Bernina 8 10-4 Color Me Crazy! #2 10-1 |
| 23 Shop Closed | 24 Quilt Diva's 10-2 | 25 Needles & Threads, Oh My! 1-3 Stitch Manipulation 10-12 Operation Kid Comfort 12-5 | 26 Stitcher's Garden 3-6 Crazy Quilt Jacket #1 3-6 Hidden Star Sampler #2 6-9 DHS quilts 10-2 | 27 All about Sergers 10-3 B.A.G. 1-4 | 28 Moroccan Tiles #2 10-1 Strip Club 2-5 | 29 Color Me Crazy! #3 10-1 Crazy for Wool 10-12 More with 8 10-4 Hand Embroidery BOM 1-3 |
| 30 Shop Closed | 31 Celtic Heart #2 10-1 | | | | | |



HIGH COUNTRY QUILTS
 4771 North Academy Boulevard
 Colorado Springs, CO 80918
 719/598-1312
<http://www.hcquilts.com/>

SHOP HOURS

Monday through Saturday 9:30 a.m.–6:00 p.m., Closed Sundays

February

| Sunday | Monday | Tuesday | Wednesday | Thursday | Friday | Saturday |
|-----------------------------------|---|---|---|---|--|---|
| | | 1 Love Your Bernina 4-7 PP Rockledge 10-2 | 2 Hand Work Club 10-12 Brazilian Embroidery 1-4 | 3 Square in a Square #1 2-5 Farmers Wife 2-4 Sew & Tell 11-1 | 4 Bernina Answers! S.E.W. Club 10-12 Sisterhood of Quilters 2-5 | 5 Apron Club 10-12 Fine Hand Applique #1 10-12 Cotton Theory #1 3-6 |
| 6 Shop Closed | 7 Longarm #1 10-12 Quilt's from the Heart 12-4 | 8 Aurora Embroidery 10-1 Artista Embroidery 2-5 Seams Raggy 10-3 | 9 Hidden Star Sampler #3 6-9 HoopSisters BOM 3-5 Crazy Quilt Jacket #2 3-6 | 10 Square in a Square #2 2-5 | 11 Jo's Club 10-1 Holidays at Home 10-1 Kitchen Companions 2-5 | 12 Cotton Theory #2 3-6 Peaceful Nights BOM 10-12 Stitcher's Garden 2-4 Patriots in Petticoats 1-3 Stitcher's Garden 10-12 |
| 13 Shop Closed Quilt Market | 14 VALENTINES DAY SWEETHEART OF A DEAL! Bernina Demo Sale Longarm #2 10-12 Quilt Diva's 10-2 | 15 General Info 10-12 Bernina 8 10-4 | 16 Piecing Partners: 1:30-5 | 17 Pizza Night! 6-9 Piecing Partners: 10-5 | 18 Charm School 2-5 | 19 Fine Hand Applique #2 10-12 Jo's Club 10-1 |
| 20 Shop Closed | 21 PRESIDENT'S DAY Longarm #3 10-1 Stitcher's Garden 10-12 | 22 Operation Kid Comfort 12-5 | 23 Hidden Star Sampler #4 6-9 Stitcher's Garden 3-5 Crazy Quilt Jacket #3 3-6 DHS quilts 10-2 | 24 More with 8 10-4 B.A.G. 1-4 | 25 Software Beginnings 10-1 Strip Club 2-5 | 26 Hand Embroidery BOM 1-3 Bernina Quick Start 10-5 Crazy for Wool 10-12 |
| 27 Shop Closed | 28 Hearts 4-6 Quilt Diva's 9-1 Rose of Sharon 1-3 | | | | | |



HIGH COUNTRY QUILTS
 4771 North Academy Boulevard
 Colorado Springs, CO 80918
 719/598-1312
<http://www.hcquilts.com/>

SHOP HOURS

Monday through Saturday 9:30 a.m.–6:00 p.m., Closed Sundays

March

| Sunday | Monday | Tuesday | Wednesday | Thursday | Friday | Saturday |
|----------------------|---|--|---|--|--|---|
| | Quilts from the Heart 12-4 | Needles & Threads, Oh My! 4-6 Stitch Manipulation 2-4 PP Rockledge 10-2 | 2 Hand Work Club 10-12 Brazilian Embroidery 1-4 | 3 Farmers Wife 2-4 Sew & Tell 11-1 | 4 Bernina Answers! S.E.W. Club 10-12 Sisterhood of Quilters 2-5 | 5 Longarm #1 10-12 Apron Club 10-12 |
| 6 Shop Closed | 7 Quilts from the Heart 12-4 | 8 Bernina 8! 10-4 Bernina Quick Start 10-5 | 9 HoopSisters 3-5 Hidden Star Sampler #5 6-9 | 10 All about Sergers 10-3 | 11 Kitchen Companions 2-5 Holidays at Home 10-1 Jo's Club 10-1 | 12 Intermediate Longarm 1-3 Stitcher's Garden 10-12 Longarm #2 10-12 Pieciful Nights BOM 10-12 Patriots in Petticoats 1-3 Stitcher's Garden 2-4 |
| 13 Shop Closed | 14 General Info 3-5 Quilt Diva's 10-2 | 15 More with 8! 10-4 | 16 ST. PATRICK'S DAY Piecing Partners: 1:30-5 | 17 Charm School: 2-5 | 18 Jelly Bargelly #2 10-2 Rhapsody #2 10-1 Charm School: 2-5 | 19 NATIONAL QUILT DAY Longarm #3 10-1 Quilting with Bernina 10-1 Sweatshirt Makeover 2-6 Jo's Club 10-1 Postcards for the Troops 2-5 |
| 20 Shop Closed | 21 Hearts 4-6 Stitcher's Garden 10-12 Rose of Sharon 1-3 | 22 Aurora Embroidery 10-1 Artista Embroidery 2-5 Rose Medallion 10-3 | 23 Stitcher's Garden 3-5 Hidden Star Sampler #6 6-9 DHS quilts 10-2 | 24 B.A.G. 1-4 | 25 Strip Club: 2-5 | 26 Longarm #3 10-1 Crazy for Wool 10-12 Hand Embroidery BOM 1-3 |
| 27 Shop Closed | 28 Quilt Diva's 10-2 | 29 Operation Kid Comfort 12-5 | 30 | Bernina & your laptop 10-5 | | |



HIGH COUNTRY QUILTS
 4771 North Academy Boulevard
 Colorado Springs, CO 80918
 719/598-1312
<http://www.hcquilts.com/>

SHOP HOURS

Monday through Saturday 9:30 a.m.-6:00 p.m., Closed Sundays

April

| Sunday | Monday | Tuesday | Wednesday | Thursday | Friday | Saturday |
|-------------------|---|--|---|--|---|--|
| | | | | | 1 Friendship Triangles 10-1 Sisterhood of Quilters 2-5 | 2 Apron Club 10-12 Celebration Banner 10-1 Quilt and Stitch Expo |
| 3 Shop Closed | 4 Quilts from the Heart 12-4 | 5 PP Rockledge 10-2 | 6 Hand Work Club 10-12 Brazilian Embroidery 1-4 Hidden Star Sampler #7 6-9 | 7 Sew & Tell 11-1 Farmers Wife 2-4 | 8 Dresden Flower #1 2-5 Jo's Club 10-1 Holidays at Home 10-1 Kitchen Companions 2-5 | 9 Stitcher's Garden 10-12 Stitcher's Garden 2-4 Patriots in Petticoats 1-3 Peaceful Nights BOM 10-12 |
| 10 Shop Closed | 11 Longarm #1 10-12 Quilt Diva's 10-2 | 12 Bernina 8 10-4 Painless Paper Piecing 1-4 | 13 Hoop Sisters BOM 3-5 | 14 Crazy 8 Strip-teaser 10-2 All About Sergers 10-3 | 15 All about Machine Quilting #1 10-1 Charm School 2-5 | 16 Happy Villages #1 10-1 Jo's Club 10-1 Designs with Lines 1-5 |
| 17 Shop Closed | 18 Hearts 4-6 Longarm #2 10-12 Stitcher's Garden 10-12 Rose of Sharon 1-3 | 19 More with 8 10-4 | 20 Hidden Star Sampler #8 6-9 Piecing Partners: 1:30-5 | 21 Needles & Threads, Oh My! 4-6 Stitch Manipulation 6-8 Pizza Night! 6-9 Piecing Partners: 10-5 | 22 Bernina Quick Start 10-5 Dresden Flower #2 2-5 All about Machine Quilting #2 10-1 | 23 Hidden Star Sampler #8 2-5 Software Beginnings 10-1 General Info 10-12 Wow! Bag #1 1-4 |
| 24 Shop Closed | 25 Clean Sweep Sale! 9-6 Longarm #3 10-1 No Quilt Diva's | 26 Operation Kid Comfort 12-5 | 27 Stitcher's Garden 3-5 DHS quilts 10-2 | 28 B.A.G. 1-4 | 29 Strip Club 2-5 | 30 Happy Villages #2 10-1 Wow! Bag #2 1-4 Hand Embroidery BOM 1-3 Crazy for Wool 10-12 |



HIGH COUNTRY QUILTS
 4771 North Academy Boulevard
 Colorado Springs, CO 80918
 719/598-1312
<http://www.hcquilts.com/>

SHOP HOURS

Monday through Saturday 9:30 a.m.-6:00 p.m., Closed Sundays

May

| Sunday | Monday | Tuesday | Wednesday | Thursday | Friday | Saturday |
|-------------------|---|------------------------------------|---|--|--|---|
| 1 Shop Closed | 2 Quilts from the Heart 12-5 | 3 Quilting with Bernina 10-1 | 4 Hoop Sisters BOM 3-5 Brazilian Embroidery 1-4 Hand Work Club 10-12 Bernina & your laptop 10-5 | 5 Sew & Tell 11-1 Farmers Wife 2-4 | 6 Bernina Answers! Sisterhood of Quilting 2-5 S.E.W. Club 10-12 | 7 Dresden Flower #1 1-4 Apron Club 10-12 Bernina Quick Start 10-5 Longarm #1 10-12 |
| 8 Shop Closed | 9 Quilt Divas 10-2 | 10 PP Rockledge 10-2 | 11 | 12 | 13 Jo's Club 10-1 Kitchen Companions 2-5 Holidays at Home 10-1 Hot Ribbon Workshop 1-6 | 14 Stitcher's Garden 10-12 Longarm #2 10-12 Stitcher's Garden 2-4 Pieceful Nights BOM 10-12 Patriots in Petticoats 1-3 |
| 15 Shop Closed | 16 Hearts 4-6 Stitcher's Garden 10-12 Rose of Sharon 1-3 | 17 | 18 Piecing Partner's 1:30-5 | 19 Pizza Night! 6-9 Piecing Partner's 10-5 | 20 Charm School 2-5 Halloween Fun #1 5-7 | 21 Longarm #3 10-1 Jo's Club 10-1 Hidden Star Sampler #1 2-5 Dresden Flower #2 1-4 |
| 22 Shop Closed | 23 Quilt Diva's 10-2 | 24 Bernina 8 10-4 | 25 Stitcher's Garden 3-5 DHS quilts 10-2 | 26 More with 8 10-4 B.A.G. 1-4 | 27 Strip Club 2-5 | 28 Aurora Embroidery 10-1 Artista Embroidery 2-5 Hand Embroidery BOM 1-3 Crazy for Wool 10-12 |
| 29 Shop Closed | 30 | 31 Operation Kid Comfort 2-5 | | | | |
| Shop Closed | Memorial Day (Shop Closed) | | | | | |



HIGH COUNTRY QUILTS
 4771 North Academy Boulevard
 Colorado Springs, CO 80918
 719/598-1312
<http://www.hcquilts.com/>

SHOP HOURS

Monday through Saturday 9:30 a.m.–6:00 p.m., Closed Sundays

June

| Sunday | Monday | Tuesday | Wednesday | Thursday | Friday | Saturday |
|----------------------|--|--|---|---|--|---|
| | | | 1 Hand Work Club 10-12 Brazilian Embroidery 1-4 | 2 Farmers Wife 2-4 Sew and Tell 11-1 | 3 Bernina Answers! S.E.W. Club 10-12 Sisterhood of Quilters 2-5 | 4 Needles & Threads, Oh My! 1-3 Apron Club 10-12 Hidden Star Sampler #1 2-5 Stitch Manipulation 4-6 |
| 5 Shop Closed | 6 Longarm #1 10-12 Quilts From the Heart 12-4 | 7 Bernina Quick Start 10-5 | 8 HoopSisters BOM 3-5 | 9 Bernina 8! 10-4 | 10 Holidays at Home 10-1 Jo's Club 10-1 | 11 Stitcher's Garden 10-12 Stitcher's Garden 2-4 Patriots in Petticoats 1-3 Hidden Star Sampler #2 2-5 Peaceful Nights BOM 10-12 |
| 12 Shop Closed | 13 Longarm #2 10-12 Quilt Diva's 10-2 | 14 Silk Ribbon Beginnings #1 2-5 | 15 Piecing Partners: 1:30-5 | 16 Pizza Night! 6-9 Software Beginnings 6-9 Piecing Partners: 10-5 | 17 Halloween Fun #2 5-7 Strip Club goes to Charm School 2-5 | 18 Hand Embroidery BOM 1-3 Jo's Club 10-1 Crazy for Wool 10-12 Hidden Star Sampler #3 2-5 |
| 19 Shop Closed | 20 Hearts 4-6 Stitcher's Garden 10-12 Longarm #3 10-1 Rose of Sharon 1-3 | 21 Aurora Embroidery 10-1 Artista Embroidery 2-5 Silk Ribbon Beginnings #2 2-5 | 22 Stitcher's Garden 3-5 DHS quilts 10-2 | 23 More with 8! 10-4 B.A.G. 1-4 | 24 SHOP HOP 9-6 | 25 SHOP HOP 9-6 |
| 26 Shop Closed | 27 Quilt Diva's 10-2 | 28 Operation Kid Comfort 12-5 | 29 All About Sergers 10-3 | 30 Bernina & your laptop 10-5 | | |



HIGH COUNTRY QUILTS

4771 North Academy Boulevard
Colorado Springs, CO 80918
719/598-1312
<http://www.hcquilts.com/>

SHOP HOURS

Monday through Saturday 9:30 a.m.–6:00 p.m.
Closed Sundays

*Conveniently Located...
at the southeast corner of
Academy and Flintridge*



Heart of Colorado Shop Hop

Do we have existing art for this or do I need copy?

CLEAN SWEEP SALE

Monday April 25
9:00-6:00

