

BOLTS IN THE BATHTUB

A NEWSLETTER FOR QUILTING, QUILT LOVERS & FRIENDS



Inside this issue:

Block of the Month	2
Start Quilting	2
Umbrella	2
Moda You	2
Chloe	3
Handwork	3
Embroidery	4
Mastery	5
Calendar	6



New Sundays with MODA starts January 8th .
Join the fun as we start a new block of the month Bakers Dozen.
There are a lot of options when making the quilt this year.

As we start each New Year there is always have a list of accomplishments that we make as our goals for the upcoming months. I think this year's goal should be to enjoy the process of creating. You may not get a UFO finished, but if you work in the moment and be mindful there is satisfaction in what is produced.

For the month of January we have a great new Moda & You, International Mystery Series II, a few basics, plus a couple of fun new classes. Did you ever think about making an umbrella? Do you want to play with a new ruler?

In the coming months watch for a couple of new teachers. Tina Lisabeth Kudelka is a licensed Martha Pullen instructor and will be with us to get you excited about heirloom sewing.

As we transition to the New Year we have made some big changes. We now have our website and newsletter produced in house. This allows us to make changes as soon as we have a new idea. We can show you new classes, fabrics and specials. We bid farewell to Jennifer who designed our logo, original website and newsletter. She has been a great partner during our growth. Our website is now under the watchful eye of our own Tiffany Hayes.

If you are not on our email list, get yourself on it and keep up to date on what is happening. In the New Year we will be sending out more information for you via the web. Watch for spur of the moment specials. They will be posted in the store as well, but you might miss them if you don't drop by. We will post both on the site and/or on facebook.

Once again, thank you for your patronage during the last eight years. It is hard to believe we will start our 9th year in business in May.

Your Sewing Room Away From Home

Come Create with Us!



Fern's Friendship Night

Need a little you time?

Join us monthly on the second Friday evening to work on projects in the company of other quilters.

Jan 13th, Feb 10th & Mar 9th



VETERANS WORKSHOP



Join the AVQA members in the Bolts classroom on the 1st Tuesday of the month.

They make quilts and other needed projects for Veterans and Mothers of Fallen Soldiers.

Donations of fabric are appreciated.

Jan 3rd, Feb 7th & Mar 6th

QUILTING & SEWING CLASSES 1

Key to Class Level



Beginner



Intermediate



Advanced

LOVE LETTERS BOM

Final three months of this beautiful block of the month featuring the Etchings collection by Moda.

Jan 14th, Feb 11th & Mar 10th.

10 - 11 am



BLOCK OF THE MONTH WORKSHOP

Do you need a place to focus on your blocks? Bring your project to work on (current or previous) and get help if you need it.

Jan 13th, Feb 10th & Mar 9th

1:30 – 5 pm

Class fee: \$10

START QUILTING



Instructor: Dawna Harrison

Lay the right foundation for a quilting passion. A machine piecing class designed to help the new quilter get off to the best possible start. In this class you will make the rail fence quilt top only.

We offer a 15% discount on the rotary cutter, mat, rulers, fabric and other supplies for students enrolled in this class. Book required.

Jan 7th

10 - 5 pm

Class fee: \$50



MODA & U



Instructor: Dawna Harrison

Baker's Dozen is the quilt pattern for 2012, and it is filled lots of design opportunities.

Choose your fabrics, layout and how many blocks to make to make it truly your own. Classroom is open for sewing for students prior to lecture and until 4:30.

Jan 8th, Feb 5th & March 4th

Lecture: 1 pm

Class fee: \$30 per quarter



TWINKLE



Instructor: Dawna Harrison


To shine with slight, intermittent gleams, as distant lights or stars. This lap quilt will have you seeing stars in a good way. Using the store's AccuCut and the Cutting Corner Ruler will help you make a quilt that sparkles.

Booklet required.

Jan 20th & Feb 3rd

3 – 5 pm

Class fee: \$28



FREE-MOTION QUILTING

Instructor: Tiffany Hayes

Whether you have a BSR or not, you can machine quilt your creations in a fraction of the time once you have learned this skill.

Bring your patience with you as it does take time to get the feel of this technique. Class covers layering, spray basting, needles and threads.

Jan 25th

10 – 1 pm

Class fee: \$21



UMBRELLA



Instructor: Dawna Harrison

You never know when *or if* you will need an umbrella in the Antelope Valley. But if you do, wouldn't it be great to say "I made this". We have some fun coated fabrics, or make it uncoated to use during our hot sunny summers. Pattern and umbrella frame purchase required from BITB.

Jan 29th

12: 30 – 4:30 pm

Class fee: \$20

SLASH A STASH

Instructor: Dawna Harrison

Slash your stash and make room for more fabric with this fun, colorful, scrappy quilt. Select at least six pairs of fabrics – then sew, slash, shuffle, rotate, sew, quilts and shop.

Pattern free with class.

Jan 20th & Feb 3rd

10:30 - 1 pm

Class fee: \$35

QUILTING & SEWING CLASSES 2

Key to Class Level



Beginner



Intermediate



Advanced

VICTORY GARDEN

Instructor: Dawna Harrison

During WWI and WWII making a victory garden became a part of daily life on the home front. This nostalgic quilt was inspired by those industrious women who found their morale boosted and their kitchens full of beautiful produce and flowers from the garden patches they carefully tended. This "Victory Garden" will wrap you up in whatever beautiful floral fabrics you might choose. Class will focus on the piecing of the flag. Pattern or kit required.



Jan 11th

6 – 8 pm

Class fee: \$14

BINDING

Instructor: Dawna Harrison

Does binding have you in a bind?

Come learn how easy it is to have a straight grain binding with perfect mitered corners and a seamless closure. Lecture/demo.



Jan 17th

4 – 5:30 pm

Class fee: \$15

CHLOE WORKSHOP

Instructor: Dawna Harrison

Traditional style with an element of the unexpected defines the Chloe Quilt beautifully. The tasteful blend of embroidered elements, intriguing piecing and a scalloped border make this quilt a unique work of art. A two day workshop of software and embroidery.



Class size limited to eight.

Jan 14th, 11:30 – 5 pm & Jan 15th, 12 – 4:30 pm

Feb 11th, 11:30 – 5 pm & Feb 12th, 12 – 4:30 pm

Mar 10th, 11:30 – 5 pm & Mar 11th, 12 – 4:30 pm

Class fee: \$45 per month

WEDNESDAY'S WITH BITB

Wednesday's are perfect for those who want a little help with their quilting project or just want to sew in the delightful company of others.



BITB staff will be on hand to provide help or just cheer you on.

Jan 4th, 11th & 18th

10 – 3 pm

Class fee: \$10 per session

HANDWORK CLASSES



APPLIQUÉ WORKSHOP

Instructor: Tiffany Hayes available at first two sessions.

Enjoy the camaraderie while you work on the appliqué project of your choice.

Jan 4th, Feb 1st, Mar 7th

5 - 8 pm

Jan 5th & 17th; Feb 2nd & 21st; Mar 1st & 20th

10 – 1 pm

Class fee: \$10 per session



APPLIQUÉ CLUB

Join other appliquéers as they work on personal projects. All levels of experience are welcome to join.

Jan 10th & 24th

Feb 14th & 21st

Mar 13th & 27th

4 - 6 pm

Class fee: \$6 per session





ALL ABOUT ME!

Instructor: Dawna Harrison

Become educated on a wide variety of embroidery techniques, stabilizer types/uses and keep up-to-date on new embroidery collection releases.

10 – 11 am

Class fee: 1st quarter special \$10 per month

Jan 21st: Make It Snappy!

You can stitch up a great little carryall in a snap – and just in time to get organized for the new year! The carry all features four “Snap Happy” pockets to organize your sewing supplies. Or you could use it for travel item or even your electronic gadgets. We will also create a wallet that is just right for holding your camera or cell phone. In this class we will learn techniques for embroidering over pet screening to create see-through pockets. We will also review embroidery techniques on netting or tulle.

February 18th: Don’t Sweat It

Need a little something to keep you warm? Join us as we create a fun jacket that will do just that. We will discuss sweatshirts and fleece and how to embroider successfully on these fabrics. We will also talk about stabilizers and products that will make your garment or project look great.

March 17th: Simple Home: The Baby Room – and More

In this class we will focus on an adorable ruffled pillow and wall hanging that will be perfect for anyone – not just the new baby. We will discuss gathering techniques as well as discuss how to choose the proper stabilizer for your designs.

SOFTWARE SAMPLER

Instructor: Dawna Harrison

Learn new techniques and increase your Bernina Artista software skills, by working through a series of projects lead by a Bernina Educator in a video presentation. V6 Designer Plus Software is used in the virtual trainings. Class fee includes CD with lesson presentation and project ideas for using design. Bring your laptop and prepare to learn tricks that allow you to produce professional looking embroideries.

11 - 1 pm

Class fee: \$15 per month

January 21st: Digitizing Logos

Review the digitizing process of creating embroidery designs from graphics. Digitize the Version 6 Logo for a Notebook Cover and CD case to hold your 2012 CDs & Printed Software Lessons

February 18th: Embroider Texture

Digitize designs for needle punching, ribbon work and couching. Create beautiful modern designs applicable to a variety of projects. Automate the Needle Punch process and Embellish scarves, pillows bags, journal cover etc

March 17th: Lettering Workshop

Build your lettering skills and explore new techniques. Use True Type fonts to customize your projects. Lettering techniques covered will include a variety of fill effects, outlining, echo, and appliqué.

International Mystery Series II

Travel Guide: Dawna Harrison

Let us be your guide as we take you to exciting countries around the world and create a quilt at each stop. All you need to do is pack your bag—your sewing bag, that is (sewing machine and tools). The total package includes your personal travel guide, travel vouchers (instructions), custom threads (fabric kit), lodging (our classroom) and food (well, recipes, at least!).

Each month choose a custom thread package and Sunday or Thursday afternoon for your travel date.

12:30 - 4:30 pm

\$50 per Kit



Belgium

January 22nd or 26th



Scotland - February

20th or 24th



Austria - March

20th or 24th



BERNINA⁺ MASTERY CLASSES

These classes are complimentary with the purchase of a new or pre-owned machine from Bolts in the Bathtub**. Learn how to get the most out of your Bernina. The more wonderful features your machine has, the greater your number of classes. All machine owners take Mastery Basics and Mastery Beyond. Call or come in to reserve your space (**pre-registration required**).

** Includes all used “modern” style” machines (Activa, Aurora, Artista, Virtuosa, 3, 5 & 8 Series).
Call the store to schedule software classes.

MASTERY BASICS

Class covers the care of your machine, threading, proper bobbin winding, maintenance, needles, thread, practical stitches, and buttonholes.

Jan 21st

2 - 5 pm

Class fee: \$50*

MASTERY BEYOND

Continue mastering your computerized Bernina sewing machine, including use of alphabets, decorative and quilting stitches, use of twin needles, walking foot, and BSR. Programming memory or combi-mode will also be explored.

Feb 18th

2 - 5pm

Class fee: \$50*

MASTERY EMBROIDERY BASICS

Learn how to embroider with your machine. You'll become acquainted with needles, threads, stabilizers and how to access your designs.

Feb 4th

2 - 5 pm

830/820 MASTERY BASICS

You've purchased your dream machine – now come and learn the ins and outs of this top of the line home machine. Learn the basics and then some using a simulator on your laptop.

February 4th

10 - 1:30 pm

Class fee: \$100*

SERGER BASICS

Build confidence in learning to thread your serger. Learn 4 and 3 thread overlock, rolled hem, adjusting tension, stitch length and dual feed. You will know the ins and outs after completing this class.














January 18th

6 - 8 pm

Class fee: \$50*



January 2012

Sunday	Monday	Tuesday	Wednesday	Thursday	Friday	Saturday
1	2 Closed	3 AVQA Veterans Workshop 10 - 3 pm 	4 Weds w/ 10 - 3 pm  Appliqué Workshop 5 - 8 pm	5 Appliqué Workshop 10 - 1 pm	6	7 Start Quilting 10 - 5 pm
8 Moda You 12-5 pm Lecture 1 pm 	9 Closed	10 Appliqué Club 4 - 6 pm 	11 Weds w/ 10 - 3 pm  Victory Garden 6 - 8 pm	12	13 BOM Workshop 1:30 - 5 pm  Fern's Friendship 5:30 - 9 pm	14 Love Letters 10 - 11 am Chloe 11:30 - 5 pm 
15 Chloe 12 - 4:30 pm	16 Closed	17 Appliqué Workshop 10 - 1 pm  Binding 4-5:30 pm	18 Weds w/ 10 - 3 pm  Sergers Mastery 6 - 8 pm	19	20 Slash a Stash Pt 1 10:30 - 1 pm Twinkle Pt 1 3 - 5 pm	21 All About Me 10-10:50 am Software Sampler 11 - 1 pm Mastery Basic 2 - 5 pm
22 International Mystery 12:30 - 4:30 pm 	23 Closed	24 Appliqué Club 4 - 6 pm 	25 Free-Motion Quilting 10 - 1 pm	26 International Mystery 12:30 - 4:30 pm 	27	28
29 Umbrella 12:30 - 4:30 pm 	30 Closed	31				



NOTES from the BATHTUB

Bolts in the Bathtub
1965 West Avenue L Lancaster, CA 93534
Tel 661-945-5541

Hours
Tues, Thurs & Friday 10-6
Wednesdays 10-8
Sat 10-5, Sunday 12-5

www.BoltsintheBathtub.com

Your Sewing Room away from Home!



IMPORTANT CLASS POLICY INFORMATION

- Classes must be paid for at time of registration
- One week cancellation notice is required to refund or credit fees. No refunds for visiting teachers.
- Materials list is provided at time of registration.
- All brands of sewing machines are welcome in our classes (with the exception of Mastery classes).
- As a courtesy to others, please mute cell phones while in class and exit the class to make/take a call.
- Please be prepared for different temperatures - if you get chilly with A/C please bring a sweater.
- Please label your equipment to avoid confusion and to let us get your left items back to you.
- No kids in adult classes - no adults in kids classes.