

Creative Sewing Center News

Volume 18, Number 2

April - September 2011

A NOTE TO OUR FRIENDS

As I write this, clocks "spring forward" this weekend giving us that extra daylight. I always look forward to this time knowing the really warm weather is around the corner. It's a good time to reflect on the Berry Patch's last year and look ahead.

While the economy in general made a gentle comeback, the Berry Patch held its own. The fabric business has grown and Bernina, of course, continues to be a mainstay of the store. As the year progressed and our business continued a bright outlook, we decided to expand the store size by adding the space next door. Some were skeptical about the move considering the soft economy, but we felt the strength our loyal customer base would support such an expansion.

The expansion has proven to be successful and has been met with many positive comments from you. More space for fabric, thread and notions. Thank you for your support in the expansion and for your best wishes.

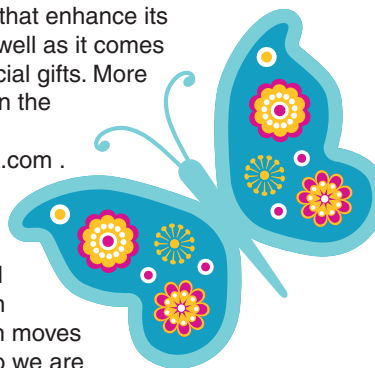
Bernina continues to surprise us with the newest products. Last year saw the introduction of the low-mid line Bernina 300 series. They have been a big hit with buyers in this price range and we are excited to offer these fine Bernina models. You can see them displayed on the back page. Recently we introduced the Bernina 830 Limited Edition. It is similar to the previous model but with

design changes that enhance its appearance, as well as it comes with several special gifts. More info is available in the store or at www.berninausa.com.

Bernina's annual dealer convention for 2011 will be held in San Antonio in July. The location moves around yearly, so we are excited to have it in our area. It's a full week of training classes for dealers and staff. Since it's so close and more affordable, we plan for all our staff to attend. Oops, that leaves no one to operate the store, so we'll close for that week. We will close July 18 - 22, and reopen on Saturday, July 23. This training will help us do an even better job for you with Bernina in the coming year.

Thank you for your continued support, and when possible please support your locally owned businesses.

- Bob



Berry Patch Closed July 18-22

We will close the store for five days to allow all our Berry Patch Staff to attend a week-long Bernina training convention in San Antonio. Bernina University is a concentrated week of training in all areas of product, classes, specialty events and lots of new information. We will come back full of new ideas to pass on to everyone! We will re-open on Saturday, July 23.

INSIDE

Bernina Owner Classes
Page 2

New Class Schedule
Pages 4 - 8

Event Calendars
Pages 10 - 15

HOURS

Monday - Saturday
10 a.m. - 5 p.m.

HOLIDAYS

Closed

Memorial Day
May 30

Independence Day
July 4

Labor Day
September 5

- **Berry Patch Fabrics -**
Gold Standard Award
Winner

Software Certified
Artista Certified
1999 Dealer of the Year
2002 Dealer of the Year
2003, 2004, 2005, 2006,
2007, 2008, 2009 & 2010
Century Club

Authorized Dealers of:

Nothing Sews Like A Bernina. Nothing.

BERNINA

Bernette

Serving the Metroplex Since 1977

4913 S. HULEN STREET • FORT WORTH, TEXAS 76132 • In Heritage Square - Across from Hulen Mall
(817) 346-6400 • TOLL-FREE 1-866-BPF-1234 • www.berrypatchfabrics.com



Second Saturday of every other month at 10:30 am
Join us on April 9, June 11 & August 13

ARTISTA CLUB

May 14, July 9 & September 10 at 10:30 am

ARTISTA SOFTWARE CLUB

Second Tuesday of every month at 10:30 am
Join us on April 12, May 10, June 14, July 12, August 9 & September 13



How about some FREE Berry Patch merchandise?

Just save your original Berry Patch Fabrics cash register receipts, and when they total \$500, we'll give you a Gift Certificate for \$50. A few boundaries do apply ... only non-sale items are included. Bernina machines and cabinets are excluded (accessories are okay) and sales tax is excluded.



MY BERNINA® Owners Machine Intro Classes

We're excited about the training series that has been developed by Bernina to help you master your machine. These classes are available for all new machine purchases and are free of charge when you purchase your machine from the Berry Patch.

If you have previously taken the Guide Classes, the information is the same -- only the names of the classes have changed.

If you have purchased your machine out of our marketing area, your dealer can pay the Berry Patch to provide your training and warranty - on a "space available" basis. If you purchased your machine from us, we are happy for you to take a refresher class at any time. Remember, not all Bernina training is the same. Train with the best at the Berry Patch!

Basic Operation I All Sewing Machines

Tues. April 19 1:00 - 5:00
Sat. May 28 1:30 - 5:30
Wed. June 22 1:00 - 5:00
Sat. July 16 1:30 - 5:30
Thurs. Aug. 25 1:00 - 5:00
Sat. Sept. 3 9:00 - 1:00

Stitch Fun II

Tues. April 26 1:00 - 5:00
Thurs. May 26 1:00 - 5:00
Sat. June 18 1:00 - 5:00
Tues. July 26 1:00 - 5:00
Sat. Aug. 6 9:00 - 1:00
Wed. Sept. 28 1:00 - 5:00

Creative Options III (200, 630, 640, 730)

Tues. May 3 1:30 - 4:30
Sat. July 2 9:30 - 12:30
Wed. Aug. 17 10:00 - 1:00
Thurs. Sept. 22 1:30 - 4:30

Embroidery Basics & Beyond

Wed. April 13 10:00 - 3:00
Sat. May 21 10:00 - 3:00
Wed. June 15 10:00 - 3:00
Sat. July 6 10:00 - 3:00
Sat. Aug. 20 10:00 - 3:00
Thurs. Sept. 29 10:00 - 3:00

830 Basic Operation I

Wed. April 20 10:00 - 1:00
Mon. June 27 10:00 - 1:00
Sat. Sept. 17 10:00 - 1:00

830 Stitch Fun II

Wed. Apr. 20 2:00 - 5:00
Mon. June 27 2:00 - 5:00
Sat. Sept. 17 2:00 - 5:00

830 Creative Options III

Wed. Apr. 27 10:00 - 1:00
Mon. July 11 10:00 - 1:00
Sat. Sept. 24 2:00 - 5:00

830 Embroidery Basics & Beyond

Wed. May 4 10:00 - 3:00
Sat. June 25 10:00 - 3:00
Mon. Aug. 15 10:00 - 3:00

Serger Guide

Sat. May 7 9:30 - 12:30
Tues. July 12 5:30 - 8:30
Fri. Sept. 30 10:00 - 1:00



Shirley's Recipe Corner

Now that Spring and Summer are right around the corner, I thought these recipes would fit the seasons.

Peach Raspberry Crisp

10-12 large firm, ripe peaches
1 orange, zested
1 1/4 cups granulated sugar
1 cup light brown sugar
1 1/2 cups plus 2 to 3 table-
spoons flour
1/2 pint raspberries
1/4 teaspoon salt
1 cup quick-cooking oatmeal
1/2 pound cold unsalted butter,
diced

Preheat the oven to 350 de-
grees. Butter the inside of a
10" by 15" by 2 1/2" oval baking
dish. Peel the peaches and
slice them into thick wedges
and place them in a large bowl.
Add the orange zest, 1/4 cup
granulated sugar, 1/2 cup brown
sugar, and 2 T. Flour. Toss well.

Gently mix in the raspberries.

Allow the mixture to sit for 5
minutes. If there is a lot of liquid,
add 1 more T. Flour. Pour the
peaches into the baking dish
and gently smooth the top.

Combine 1 1/2 cups flour, 1 cup
sugar, 1/2 cup brown sugar, salt,
oatmeal, and the cold, diced
butter. Mix on low speed with
an electric mixer until the butter
is pea-sized and the mixture is
crumbly. Sprinkle evenly on top
of the peaches and raspberries.

Bake for 1 hour, until the top
is browned and crisp and the
juices are bubbly. Serve warm.

Salmon Ball

1 lb. Can salmon
1 8 oz. Cream cheese
1 T. Lemon juice
2 t. Onion, grated
1 T. Horseradish
1/4 t. Salt
1/4 t. Liquid smoke
1/2 c. Pecans, chopped
3 T. Parsley, chopped

Drain and flake salmon. Com-
bine everything except parsley
and pecans. Form into ball.
Chill.

Roll ball in parsley and pecans.

Enjoy!



UNITED FOREVER

A Double Block of The Month Club

A "cousin" to the previous Patch Work Society

Berry Patch Fabrics is pleased to announce the beginning of a brand NEW club. At each session of UNITED FOREVER you will experience a different type of class that offers a glimpse into the lives of men and women during the time of the War Between the States. In addition to the book "Civil War Legacy" you will also receive a notebook, full-color extra designs, and information on other types of projects and a sharing of the history of all of us.

International authority, Kaye England, is the designer of the series. She is also author of the "Women's Voices of the Past" Volumes I and II, plus many other books and patterns.

This year-long series will excite your creativity and broaden your education at the same time. Gail will be presenting the monthly meetings on the first Saturdays of the month. Two separate blocks will be presented each time. At the end of the 12 sessions, you will have designs for two full-size quilts, each approximately 61" x 79".

In this, the 150th year since the beginning of one of the most tumultuous times in the US, we look anew at the history, people and quilts of 1861-1865. In addition, special guest and knowledgeable fabric historian Janet Henderson, M.D. will be sharing information about her love of history and fabric.



To find out more about this exciting block(s) of the month club, join us for an introductory tea on Saturday, May 7 at 2 pm. There is no charge for this, but please call ahead to let us know you plan to attend. Don't miss this fun and informative event.

QUILT SITTER NEWS

Saturdays at 1 pm:

April 9, May 14, June 11, July 9, August 13, and September 10



Have you tried this super group? We meet on the second Saturdays of the month at 1:00 pm for great sharing. This is the nineteenth year of new patterns and easy techniques for more accurate piecing. A different design is presented at each session with a demonstration of ways to make your quilts more fun and simpler to make. Join us for refreshments, door prizes, information and more! The first session is free. Subsequent sessions are \$5 each. Try it! You'll like it!

CLUB NEWS

Come and join the fun! You do not have to be a Bernina owner to participate. Join us for a lecture-demo of a new sewing technique or a new pattern or product. There are refreshments and show-and-share as well as a few door prizes for some lucky attendees! Come for fun and fellowship! Fee: \$5

BERNINA CLUB

Meets every other second Saturday at 10:30 am - April 9, June 11 & August 13

Covers new products, techniques or new ideas in the general sewing area. Fun time of fellowship, show and share.



ARTISTA CLUB

Meets every other second Saturday at 10:30 am - May 14, July 9 & September 10

Focuses on the embroidery aspect of our sewing and embroidery combination machines. Covers new techniques, products, etc.

SOFTWARE CLUB

Meets every month on the second Tuesday at 10:30 am - April 12, May 10, June 14, July 12, August 9 & September 13

Visit our fastest growing group! This club covers all aspects of Artista Software, is project oriented and covers several techniques from software to complete project. Price includes CD with video instruction and project directions.



Join us for a lecture demo each month covering one of Bernina's accessories.

It's FREE! Just show up at 12:30 pm on the 4th Saturday of the month. Will last no longer than 30 minutes.

Note: No class in June or July

GAIL CURNUTT'S SIT & SEW

We are excited to now offer Gail Curnutt's Sit & Sew from 4 - 9 pm on the 2nd Saturday of the month.

Sew and/or quilt all evening. Work uninterrupted to finally complete some of those unfinished objects! We can order food and enjoy the company of others. Gail will be able to provide assistance with certain problems you may be having. Best of all, you'll have a fun time sewing!



CURRENT SEWING SCHEDULE



Many classes have kits that are required and we have tried to keep their expense to a minimum. Many classes do not require a kit, but do require supplies. We ask that you purchase the class supplies from the Berry Patch. This is the only way we can maintain low class fees.

Our classes are presented for the individual use of those attending. If you teach somewhere else or plan to do so, please let us know. We have different class fees when we train teachers.

Most classes fill quickly, so we suggest you register early to reserve your spot!

SKILL LEVEL I

Some sewing experience will be helpful. Basic use of your sewing machine may be required. Some Skill Level I classes are true beginner's classes and you start from the very beginning.

SKILL LEVEL II

These are not basic sewing classes, so you will need a background...perhaps the basic classes or experience in other areas of sewing. When machines are required, you should be well familiar with the functions of your specific model of machine.

BEGINNING SMOCKING

Stayce McPhail
3 x 2.5 Hrs.

Skill Level I
Fee: \$45

In this class you will learn the basic stitches (cables, waves and trellises) while constructing either a children's garment or ladies night gown. We will cover construction of the garment as well.

Wednesdays 10 am – 12:30 pm

May 11, 18 & 25

Tuesdays 5:30 pm – 8 pm

June 21, 28 & July 5

Fridays 10 am – 12:30 pm

August 12, 19 & 26

ADVANCED SMOCKING

Stayce McPhail
3 x 2.5 Hrs.

Skill Level II
Fee: \$45

Learn to make characters using the cable stitch for "stacking cables." You will learn to follow a color plate and graph to create the design plate of your choice. We will also cover information on how to center and space designs as well as learning more advanced stitches such as bullion and herringbone.

Thursdays 10 am – 12:30 pm

May 26, June 2 & 9

Tuesdays 5:30 pm – 8 pm

July 26, August 2 & 9

Fridays 10 am – 12:30 pm

September 2, 9 & 16

SMOCKED GARMENT CONSTRUCTION

Stayce McPhail
3 x 3 Hrs.

Skill Level I
Fee: \$50

Come and learn all of the special tips for sewing together your smocked garments. We will construct a basic yoke dress in class with the focus on collars, piping, plackets, french seams and more.

Fridays 10 am – 1 pm

April 29, May 6 & 13

Tuesdays 5:30 pm – 8:30 pm

August 16, 23 & 30

FRENCH MACHINE HEIRLOOM BONNET

Stayce McPhail
1 x 4 Hrs.

Skill Level I
Fee: \$25

Learn the art of French Machine Sewing while creating a baby bonnet. The sewing techniques covered are lace to lace, lace to entredoux, rolling, whipping and attaching lace to fabric edges and so much more!

Sunday, June 12 1 pm – 5 pm

FRENCH MACHINE HEIRLOOM DRESS

Stayce McPhail
4 x 2.5 Hrs.

Skill Level I
Fee: \$50

You can make a child's dress or garment of your choice using your machine. We will be covering all the heirloom machine techniques in the class - lace-to-lace, attaching entredoux, etc. Join the fun and see how quickly your garment comes to life.

Tuesdays 1:30 pm – 4 pm

September 6, 13, 20 & 27

MILLER'S NINE PATCH

Judie Matasso
2 x 4 Hrs.

Skill Level I
Fee: \$45

Based on nothing more difficult than nine-patch blocks with a couple of half square triangles, this bed size quilt can be laid out in at least four completely different patterns. It can be made any size from the smallest wall hanging or crib size to a king size bed quilt. Fabric choice as usual plays a large role, so come let Judie help you make that process easy and fun.

Fridays, May 6 & 13 1:30 pm – 5:30 pm

Fridays, July 29 & August 5 1 pm – 5 pm

9-PATCH PIZZAZZ

Judie Matasso
2 x 4 Hrs.

Skill Level I
Fee: \$45

If you have a beautiful large scale print that you're not sure how to work into a quilt, here's your answer. 9-patch pizzazz offers your choice of patterns and they are all simple to make, fast, fun and fabulous! Let Judie help you fine-tune your fabrics and get you started on 9-patches in the first session. Sew a little at home and then come back to class for the finishing of these sophisticated gems. Bet you can't make just one!

Thursdays, June 2 & 9 1 pm – 5 pm

GLORIA – A BLENDED QUILT

Judie Matasso
2 x 4 Hrs.

Skill Level I
Fee: \$45

If you have looked at one of the blended quilt books, you might have thought you had to use a particular line of fabrics in order to make one. Take a look at our sample and you'll realize they can be made in many different fabrics. "Gloria" is from the "Blended Wall Quilts" book and is quite easy to make using a few little tricks that Judie will share with you. This lovely little wall hanging could be made in holiday fabrics, pastels, or batiks with equally beautiful results, or likewise make it in any size you want. It is an easy pattern to enlarge all the way to bed size.

Fridays, June 3 & 10 1:30 – 5:30 pm

Fridays, September 23 & 30 1:30 pm – 5:30

SQUARE ON SQUARE

Judie Matasso
2 x 4 Hrs.

Skill Level I
Fee: \$45

The square on square is a traditional pattern made easier and more accurate using paper piecing techniques. The sample is a scrap quilt made with just blue and green batiks, but in the book it's done in multi-colored batiks. You could do yours in solids, prints, or just about any fabric combination you wish. Come in and let us help you choose so it can be uniquely yours.

Mondays, June 6 & 13 12:30 pm – 4:30 pm

Thursdays, September 1 & 8 1 pm – 5 pm

.....
Notice: We have made every effort to ensure that the information contained within this newspaper is accurate and have presented it in good faith. However, due to human error or printing oversight, we reserve the right to change merchandise pricing at any time.

CURRENT SEWING SCHEDULE

OH MY STARS

Judie Matasso
3 x 4 Hrs.

Skill Level I
Fee: \$65

This is based on a Kaye England pattern, but looks oh so different in these fabrics. It's a good lesson in how fabric choices change the character of your quilt, plus you will learn about making stars, side setting triangles and diagonal piecing just to mention a few of the high points of this class. Come join us and see how simple it is to make this beautiful quilt your own.

Thursdays 12:30 pm – 4:30 pm
June 16, 23 & 30
Mondays 1 pm – 5 pm
September 12, 19 & 26

HIP TO BE SQUARE

Judie Matasso
2 x 4 Hrs.

Skill Level I
Fee: \$45

Hip to Be Square is a great quilt for a novice or a more advanced quilter. It's an especially fast project when using one of our "jelly rolls" or "bali pops" and a few companion fabrics. This is a versatile pattern that you will want to make in a variety of different fabric combinations for different results each time.

Tuesdays, June 21 & 28 1 pm – 5 pm
Sundays, August 7 & 14 1 pm – 5 pm

INDIAN SUMMER

Judie Matasso
3 x 4 Hrs.

Skill Level I
Fee: \$65

Whether you've never tried foundation paper piecing or are an "old hand" at it, you will love this slightly different method from Judy Neimeyer. There is less waste than with traditional paper piecing and you will end up with a beautiful quilt that is surprisingly fun and simple to make.

Fridays, July 1, 8 & 15 1 pm – 5 pm

ECLIPSE

Judie Matasso
2 x 4 hours

Skill Level I
Fee: \$45

Create your own lunar landscape for a wall hanging, lap or bed size quilt. Batiks are perfect for this look, but it could be totally different and equally enticing in another style of fabric. How about "Aunt Grace's" or your favorite florals? There are also other ways of laying out these blocks which will give it a totally different pattern. Join us and make this striking quilt uniquely yours.

Thursdays, July 7 & 14 1 pm – 5 pm

STAR GAZING

Judie Matasso
2 x 4 Hrs.

Skill Level I
Fee: \$45

This Scrap Therapy™ pattern needs only four coordinating fabrics and may be made as large or small as you wish. It has a wonderful secondary pattern that emerges as you put your squares together. Come join us and learn some new tricks in piecing.

Mondays, July 11 & 25 1:30 pm – 5:30 pm

TAPESTRY GARDEN QUILT

Judie Matasso
2 x 4 Hrs.

Skill Level I
Fee: \$45

You may find after taking this class, that making one quilt with this pattern is just not enough! It takes on a totally different personality according to the fabrics used. Judie has taken out the templates, and streamlined the cutting instructions, so you can make this striking quilt faster and more easily than you would imagine. How about one for yourself and another as a gift for someone special?

Fridays, June 17 & 24 1 pm – 5 pm
Fridays, September 9 & 16 1 pm – 5 pm

HYPNOTIC

Judie Matasso
2 x 4 hours

Skill Level I
Fee: \$45

This fun quilt is quick and easy using a jelly roll or a bali pop, and just one more fabric as the accent or background fabric. You may choose to make it full size, 86" x 98" or smaller if you wish. It could even be made as a table runner, and just think what a great gift that would be for yourself or someone else.

Thursdays, August 4 & 11 1 pm – 5 pm

MOON DANCE

Judie Matasso
2 x 4 Hrs.

Skill Level I
Fee: \$45

Make anything from a table runner to a king size bed quilt using the same single design concept you will learn in this class. It's great for a favorite panel you've been saving, or a picturesque piece of fabric like the one in the sample. We can discuss fabric choices in the first class, but by all means bring a favorite piece you might have been saving for just this kind of pattern.

Fridays 1 pm – 5:30 pm
August 26 & September 2

ARTISTA EDITOR PLUS BASICS

Editor Plus or Designer Plus Software required.

Linda Finestead
1 x 3 Hrs.

Skill Level I
Fee: \$25

Start enjoying your Artista software today and learn the basic skills needed to make the most of your embroidery software. Edit, convert, send designs to the machine and more.

Wednesday, May 18 2 pm – 5 pm
Wednesday, July 13 2 pm – 5 pm

DIGITIZING BASICS

Linda Finestead
1 x 3 Hrs.

Skill Level I
Fee: \$25

Create your own designs. Go from graphic to a design you can stitch. See how much fun and easy it is to use your Artista software to make your own creations. You are only limited by your imagination.

Wednesday, June 8 9:30 am – 12:30 pm
Wednesday, August 17 2 pm – 5 pm

SEWING CLASSES

Whenever there is a question about you participating in a class, don't hesitate to discuss it with us. We try to accommodate everyone if possible.

This symbol represents classes that require you bring your sewing machine.

This symbol represents classes that specialize in handwork.

E-MAIL LIST

We use our e-mail list to keep you informed about upcoming events and other vital information because of the speed and efficiency. Be sure we have a current e-mail address for you. It's easy to do!

Go to our web site, www.berrypatchfabrics.com. Afterwards, be on the lookout for Berry Patch Updates - vital information and coupons for your use will be included!

CURRENT SEWING SCHEDULE



We believe that our class schedule is an important part of the service we provide. Our teachers and staff work hard to provide quality training in many areas and we appreciate your participation.

In the future, we will make three the minimum number of students for a class to be held. We ask that you sign up for the classes you wish to take as soon as you decide, rather than wait to see if the class makes with the minimum three students.

This will help us with scheduling.

We also request that you purchase the supplies necessary for the class from us. This is the only way we can maintain our low class fees. If the minimum three students is not met, we will refund your class fee. We suggest you purchase any specialized supplies after the class has made. We can call you to let you know before the class date.

Finally, we ask that you call us if you have signed up and paid for a class, but do not intend to attend. If you call us three days before the class date, we will be happy to refund your fee. This happens often and the class space is unused. Many of the classes have a waiting list of students that would like to attend.

Thanks for your understanding!

DIGITIZING PLUS

Digitizing Basics is a pre-requisite and this class is only for Designer Plus Software.

Linda Finestead

1 x 3 Hrs.

Skill Level I

Fee: \$25

Learn to use all the extras that are in the Designer Plus Software. Find out what all the fuss is about and why all the extras are so much fun, and make digitizing that much easier!

Wednesday, June 29

9:30 am – 12:30 pm

Wednesday, September 7

2 pm – 5 pm

ARTISTA SOFTWARE LETTERING CLASS

Editor Lite, Art Design, Editor Plus, or DesignerPlus Software required.

Linda Finestead

1 x 3 Hrs.

Skill Level I

Fee: \$25

Learn the ins and outs of using the lettering in your Artista Software. Make the most of creating text, editing, kerning letters and all the other things you can do with words in your software. Unlock the mysteries and see the rewards in your embroidery designs.

Wednesday, May 11

2 pm – 5 pm

Wednesday, July 27

2 pm – 5 pm

MAKE IT AND SEW IT-MONOGRAMMING CLASS

Editor Plus or Designer Plus Software required.

Linda Finestead

1 x 3 Hrs.

Skill Level I

Fee: \$25

Make a design in your computer and stitch it out. Learn the process of making monograms and how to get from the concept to the actual stitch-out. This is a great way to learn to use the Monogramming Tool in your software and to help you understand the digitizing to stitching concept. I promise you'll find this a "no stress" fun and informative class.

Wednesday, May 25

2 pm – 5 pm

Wednesday, August 10

10 am – 1 pm

MACHINE APPLIQUE

Linda Finestead

1 x 3 Hrs.

Skill Level I

Fee: \$25

Let Linda teach you the ins and outs of machine appliqué. Learn about stabilizers and the different stitches for appliqué as well as how to stitch corners and curves.

Wednesday, April 27

2 pm – 5 pm

Tuesday, June 14

2 pm – 5 pm

APPLIQUE IN HOOP

Teri DeBolt

1 x 3 Hrs.

Skill Level I

Fee: \$25

In this class Terri will teach you all the different ways of doing appliqué in the hoop. Learn all about the different techniques, stabilizers, fusible products that these appliqué patterns require.

Tuesday, June 7

2 pm – 5 pm

Sunday, September 25

2 pm – 5 pm

QUILTING IN THE HOOP

Teri DeBolt

1 x 3 Hrs.

Skill Level I

Fee: \$25

Now that you have an embroidery machine you can learn how to quilt in the embroidery hoop. You won't want to miss this! Imagine how quickly you might get that quilt quilted!

Saturday, April 23

2 pm – 5 pm

Thursday, August 18

2 pm – 5 pm

MEGA HOOP

Teri DeBolt

1 x 3 Hrs.

Skill Level I

Fee: \$25

Now that you've purchased that great Mega Hoop, let Terri guide you through the basics of using it to your advantage. Join this class for hands-on experience and great embroidery on a pillowcase.

Tuesday, May 24

2 pm – 5 pm

Thursday, July 28

10 am – 1 pm

BSR BLITZ

Teri DeBolt

1 x 3 Hrs.

Skill Level I

Fee: \$25

If you are a Bernina Stitch Regulator owner, this class is for you! Terri will teach you the ins and outs of free motion with your BSR.

Tuesday, May 24

10 am – 1 pm

Thursday, July 28

2 pm – 5 pm

NEW! QUILT AS YOU GO

Teri DeBolt

2 x 3 Hrs.

Skill Level I

Fee: \$45

In this class we will make samples of several quilt as you go techniques, of course no hand work! These will be small projects or samples that will allow you to determine which techniques will work for your larger quilts.

Thursdays, May 12 & 19

2 pm – 5 pm

Sundays, September 11 & 18

2 pm – 5 pm

BEGINNING QUILTMAKING

Gail Curnutt

3 x 3 hours

Skill Level I

Fee: \$50

This class is designed for first time quilters or for those who have not sewn in a while. Here are all of the basics for piecing. The newer methods of rotary cutting, chain piecing and sewing strip sets are presented. Tips on fabric choices, achieving the vital accurate quarter inch seams, and so much more are included. Pre-requisite is to be able to thread your machine :-). Come let Gail hold your hand through all the steps of opening the door to new experiences of pleasure!

Mondays

5:30 pm – 8:30 pm

June 6, 20 & 27

Wednesdays

2 pm – 5 pm

August 3, 10 & 24

QUILTERS' QUICK COURSE

Gail Curnutt Skill Level I
4 x 2 Hrs. Fee: \$45
This class presents the most versatile skills of perhaps any class we offer. The easy techniques offer something for almost everyone, from confident beginner to the more experienced piecer. The horizontal piecing in this row quilt offers loads and loads of ideas. Checkerboards, triangles, connectors, stars, ribbons, and braids are taught. Fabric selection, size changes, planning, and so much more are included. Speed, accuracy and design innovation are also a part of this class. You'll have a lifetime of skills with a variety of techniques.

Come join us for a new pleasure in your life!
Thursdays 5:30 pm – 7:30 pm
June 30, July 7, 14 & 28
Thursdays 10 am – 12 pm
September 1, 8, 15 & 22

A+ BINDINGS

Gail Curnutt Skill Level I
1 x 3 Hrs. Fee: \$20
Join us for the fourth "B" of quilting. This class covers a neat, narrow binding with no obvious seams. Even the joining between the beginning and ending seams are concealed. See the optional completely machine stitched binding. Your corners will have a perfect and flat 45-degree angle with no wrinkles or lumps. Don't miss learning this last step in truly completing a quilt!
Friday, June 10 10 am – 1 pm
Tuesday, September 20 5:30 pm – 8:30 pm

FINISHING A QUILT

Gail Curnutt Skill Level I
1 x 3 Hrs. Fee: \$20
You've completed a top and now what? Let Gail guide you step-by-step through 3 of the 4 Basic B's: Backing, Batting, and Basting. How and why to use a walking foot, stitching in the ditch, even labels and hanging sleeves will be included. This class is designed for beginners, but it is also a good review for more experienced sewers. Recall the saying, "A quilt isn't a quilt until it's quilted"? Guess what? You will be ready for a true quilt and many more!
Friday, June 3 10 am – 1 pm
Tuesday, September 13 5:30 pm – 8:30 pm

ROTARY CUTTING WORKSHOP

Gail Curnutt Skill Level I
1 x 2 hours Fee: \$15.00
Learn the ins and outs of proper rotary cutting. How to handle the cutter as well as choosing and using the ruler correctly.
Thursday, May 12 10:30 am – 12:30 pm
Saturday, July 16 10:30 am – 12:30 pm
Wednesday, September 21 2 pm – 4 pm

FREEDOM OF FREE MOTION

Gail Curnutt Skill Level I
2 x 3 Hrs. Fee: \$35
Have you always wanted to do free motion machine quilting and do it well? Then NOW is the time to begin or to improve your skills. Learn how to choose quilting designs and battings. See why pin basting works. Try several no-mark methods. Get tips on various needles and tricks for using decorative threads, plus so much more! Gail will also show you how to make a "virgin" quilt. All of this comes with hands-on instruction and plenty of individual TLC.
Tuesdays, May 3 & 10 5:30 pm – 8:30 pm
Mondays, August 1 & 8 2 pm – 5 pm

NO FEAR INVISIBLE MACHINE APPLIQUE

Gail Curnutt Skill Level I
1 x 4 Hrs. Fee: \$25
Have you been reluctant to try applique? Or have you tried it and weren't pleased with the results? No need to fear! Gail is here with simple tricks to tame your worries. You will be surprised with a "hearts on squares" design. Hearts are great beginnings as they cover all the "innies" and "outies" of these easy techniques! Three methods will be presented, one that uses wash away paper. Do join us for this excellent class!
Tuesday, May 31 1 pm – 5 pm
Wednesday, August 31 1 pm – 5 pm

HALF CABIN WORKSHOP

Gail Curnutt Skill Level I
2 x 4 Hrs. Fee: \$45
Ever wish you could be a little more skilled with multi-fabric or scrappy quilts? Let Gail show you Sharyn Craig's method that is organized for a random look. (It's true!) We'll use the half log cabin block for a myriad of design possibilities to stimulate your creativity. Come join us for a retreat-style weekend of fun and fast results.
Saturday, June 25 & 5 pm – 9 pm
Sunday, June 26 1 pm – 5 pm

NEW! MULTI-FABRIC MYSTERY MADNESS

Gail Curnutt Skill Level I
2 x 4 Hrs. Fee: \$45
Mystery fans, take note! A brand new mystery from internationally known designer, Kaye England is being offered. This retreat-type class will be a weekend of fun and delightful possibilities. Many fabrics will be used and you can even trade tips with others for even more options, if you'd like. A little pre-cutting is required so that once you arrive you'll be ready to stitch up this show-stopper in just a few hours. Join us for a marvelous design and pure pleasure!
Saturday, August 27 & 5 pm – 9 pm
Sunday, August 28 1 pm – 5 pm

USE OUR CLASSROOM


We are happy to have you use our classroom for working on your projects. Need a big surface to pin a quilt or layout other projects? Use our classroom! We are happy to have you use it anytime we are not having a class.

Call us to check on availability and come on over!



PERSONALIZED WISH LIST

Guarantee you get the gift you want by coming in and filling out your wish list for an upcoming birthday or holiday! We can list your wishes for you under your history file in our store computer system. Now, when that special someone wants to purchase something for you, we can help by letting them know exactly what you've been wishing for. We also have free gift-wrapping service available upon request. How easy is that?!



CURRENT SEWING SCHEDULE



We proudly present the NEW Bernina 3 Series

Beauty in every detail:

- High-quality, high-contrast LCD display
- Extra-bright LED sewing lights
- Automatic one-step memory buttonhole system
- Direct-selection buttons for faster operation
- Extension table for a larger work surface
- Free hand system lets you use both hands to control your project at all times

Study the features and functions of the Bernina 330, 350PE and 380 to find the model that's your perfect match.

Get all the details at the Berry Patch!



ONE DAY WONDER: SQUARES

Gail Curnutt
1 x 6 Hrs.

Skill Level I
Fee: \$35

Yes, that's right! A top that can be finished in a single day with just a little pre-cutting. Simple squares and strips combine to make a very interesting quilt. The shop sample uses Asian-style fabrics, but crayon brights, baby and child friendly fabrics, batiks and/or reproductions would be just as striking. THIS is a design you need for those last minute gifts, and aren't the majority finished just in the nick of time?

Thursday, May 5
Tuesday, July 5

10 am – 4 pm
10 am – 4 pm

ONE DAY WONDER: STARS

Gail Curnutt
1 x 7 Hrs.

Skill Level I
Fee: \$40

Here is a second quilt top to make in almost one day! Simple 4-patches, squares and star points make a fun or elegant design. The look will depend on the fabric chosen. Putting blocks in a diagonal setting will be taught for, as Mary Ellen Hopkins would say, "kindergarten work with an art school look." It's one of those that people will wonder how in the world did you make this. Only you will know how easy it really is. Join us for a day of sewing and fun.

Monday, May 9
Saturday, July 30

10 am – 5 pm
10 am – 5 pm

NEW! KIDS CAMP

Heather Carr
5 x 2 Hrs.

Skill Level I
Fee: \$100

Fee includes supplies.

Summer is a great time to have fun and learn to sew! We will do both in this beginning sewing class tailored just for kids. The campers will learn the basics of the sewing machine and sewing construction while making a pair of shorts and initial pillowcase for their bed. By the end of the week, the campers with their newly acquired skills, will be eager to show off their creations.

Monday - Friday, June 20 - 24

10 am – 12 pm

Monday - Friday, August 1 - 5

10 am – 12 pm

NEW! KIDS QUILT CAMP

Heather Carr
5 x 2 Hrs.

Skill Level I
Fee: \$100

Fee includes supplies.

Our Kids Quilt Camp is a week long camp designed to offer kids a great learning environment to create and complete their very own chenille quilt. We will have lots of fun and by the end of the week each child will have made a throw size quilt to keep or give as a gift.

Monday - Friday, August 1 - 5

10 am – 12 pm

NEW! BEGINNING SEWING

Heather Carr
4 x 2 Hrs.

Skill Level I
Fee: \$45

This class is specifically patterned to take you through the steps of creating two fun projects including: learning what all the notions (or tools) do, using a sewing machine (did you know they have two feet?), fabric selection (so many fabulous choices), reading a pattern, cutting and constructing. You will make a pair of pajama pants and a stylish tulip purse. After this class you'll feel 'sew' confident when starting your next project.

Thursdays
May 5, 12, 19 & 26

6 pm – 8 pm

Thursdays
September 1, 8, 15 & 22

6 pm – 8 pm

NEW! KEEP IT SIMPLE SEWING

Heather Carr
1 x 3 Hrs.

Skill Level I
Fee: \$20

This three hour class is designed to zip the novice through a simple project while learning the ins and outs of the sewing machine. You will make a small shoulder bag in class; a great introduction to sewing. Guaranteed to *leave you in stitches* even if you have never sewn a seam.

Thursday, April 28

5:30 pm – 8:30 pm

Thursday, August 25

5:30 pm – 8:30 pm

NEW! UNITED FOREVER BLOCK OF THE MONTH CLUB

Gail Curnutt
6 x 2 Hrs.

Skill Level I
Fee: \$15

A Double Block of the Month class where two separate blocks will be presented on topic of the lives of men and women during the time of the war between the states.

Saturday, May 7

2 pm - 4 pm

Saturday, June 4

2 pm - 4 pm

Saturday, July 3

2 pm - 4 pm

Saturday, August 6

2 pm - 4 pm

Saturday, September 3

2 pm - 4 pm

Check out recently updated photos of
Berry Patch Fabrics classes showcasing
Gail Curnutt's projects at:
WWW.GAILSQUILTS.COM



Bernina Sewing: Projects and patterns for garments available for free download at www.berninausa.com/3series

Why a Berry Patch Bernina is Special



A Berry Patch Bernina is special because the Berry Patch is special. Not just another fabric store that sells sewing machines...but a place for your sewing success.

Consider these points when you're ready for your new Bernina.

TRAINING. This is where you learn all about your new Bernina. All training is done by factory trained instructors, with over ten years experience. All basic training is provided free of charge and there are numerous advanced courses available at a nominal cost. All sewing machine training is not the same. We are convinced of the importance of the initial training. We do the initial training of our new Bernina owners, free of charge.

SERVICE. Full on-site factory authorized service is available for all Bernina products. Berry Patch Fabrics provides a "Buyer Protection Plan" for your Bernina for any service requirements. You'll probably never need to see our technician, but if your Bernina requires attention, you can expect a three-day turn around time. If needed, we are happy to provide a loaner.

FINANCING. Flexible financing is available with the Bernina Charge. Application takes only minutes. You may apply on-line at www.berninausa.com. Print the approval page and return it to the Berry Patch and you're all set. If you prefer, we can do this in the store.

We are also happy to accept your other credit cards, check, and we like cash too! We are sure we can structure a plan that will meet your needs.

TRADES. We are pleased to take any machine on trade on a new Bernina. This includes both regular and sale priced merchandise.

SUPPORT. On-going support is available six days per week at our store. Award winning BP employees are available as "problem solvers". Almost any sewing situation you encounter can be dealt with by the Berry Patch professionals. People often call upon the BP for advice that they have been unable to obtain anywhere else.

PRICE. To the extent we can, it is always our intention to be price competitive. If you try, you can always find someone who will sell you a given product a little cheaper. Everyone knows what their service and support is worth, and they can price their products accordingly. It is our goal to provide a quality product, with an excellent support system, at a fair price. We do our best to be price competitive, but we will never lower our price to a point that we cannot provide the services you deserve. The best price is often not the best deal.

FULL SERVICE. For 34 years, the Berry Patch has been the Metroplex's full service sewing machine dealer. In addition to the complete line of Bernina products, the Berry Patch also has fabric, notions, patterns, an extensive class schedule and most importantly, advice from professionals for your most valued projects. Over 300 years of combined specialized sewing arts experience is available for training and consultation. When you buy a Bernina from the Berry Patch, you buy the resources of a Creative Sewing Center.



Serving the Metroplex Since 1977

4913 S. HULEN STREET • FORT WORTH, TEXAS 76132 • In Heritage Square - Across from Hulen Mall
(817) 346-6400 • TOLL-FREE 1-866-BPF-1234 • www.berrypatchfabrics.com

APRIL 2011

SUNDAY

MONDAY


TUESDAY

WEDNESDAY

THURSDAY

FRIDAY

SATURDAY



BERNINA DAY SPA

Call today and book your Spa reservation!

Berry Patch Fabrics is proud to announce the new Bernina Day Spa for your sewing machine. The first Tuesday of each month appointments will be available to service or repair your Bernina. Just make an appointment between 10 and 11 a.m. Your machine will be available for pick-up by 5 p.m. the same day.

The Bernina Day Spa is ideal for customers who live out of town. General Service is \$89.50.

1

10 - 12:30
French Machine Dress

1 - 5
Drunkard's Wave

2

3

4

5

10 - 1
Bloomin Steps

6

7

8

10 - 12:30
French Machine Dress

9

10:30
Bernina Club

1
QUILT SITTERS

4 - 9
Sit & Sew

10

11

12

10:30
Software Club

13

10 - 3
Embroidery Basics & Beyond

14

15

16

17

18

19

1 - 5
Basic Operation I

20

10 - 1
830 Basic Operation I

2 - 5
830 Stitch Fun II

21

22

Good Friday Earth Day

23

12:30
Footworks

2 - 5
Quilting in the Hoop

24

25

26

1 - 5
Stitch Fun Guide II

27

10 - 1
830 Creative Options III

2 - 5
Machine Applique

28

5:30 - 8:30
Keep It Simple Sewing

29


10 - 1
Smocked Garment Construction

30

Easter



MAY 2011

SUNDAY	MONDAY	TUESDAY	WEDNESDAY	THURSDAY	FRIDAY	SATURDAY
1	2	3 1:30 - 4:30 Creative Options Guide III 5:30 - 8:30 Freedom of Free Motion	4 10 - 3 830 Embroidery Basics & Beyond	5 10 - 4 One Day Wonder: Square 6 - 8 Beginning Sewing	6 10 - 1 Smocked Garment Construction 1:30 - 5:30 Miller's Nine Patch	7 9:30 - 12:30 Serger Guide 2 - 4 Block of the Month Tea
8 Mother's Day	9 10 - 5 One Day Wonder: Stars	10 10:30 Software Club 5:30 - 8:30 Freedom of Free Motion	11 10 - 12:30 Beginning Smocking 2 - 5 Software Lettering	12 10:30 - 12:30 Rotary Cutting Workshop 2 - 5 Quilt As You Go 6 - 8 Beginning Sewing	13 10 - 1 Smocked Garment Construction 1:30 - 5:30 Millers 9 Patch	14 10:30 Artista Club 1 QUILT SITTERS 4 - 9 Sit & Sew
15	16	17	18 10 - 12:30 Beginning Smocking 2 - 5 Artista Editor Plus	19 2 - 5 Quilt As You Go 6 - 8 Beginning Sewing	20	21 10 - 3 Embroidery Basics & Beyond Guide
22	23	24 10 - 1 BSR Blitz 2 - 5 Mega Hoop	25 10 - 12:30 Beginning Smocking 2 - 5 Make It & Sew It Monogramming	26 10 - 12:30 Advanced Smocking 1 - 5 Stitch Fun II 6 - 8 Beginning Sewing	27	28 12:30 Footworks 1:30 - 5:30 Basic Operation Guide I
29	30 Memorial Day - CLOSED	31 1 - 5 No Fear Invisible Applique				

JUNE 2011

SUNDAY

MONDAY



TUESDAY

WEDNESDAY

THURSDAY

FRIDAY

SATURDAY

		1		2	3	4
				10 - 12:30 Advanced Smocking 1 - 5 9 Patch Pizzazz	10 - 1 Finishing A Quilt 1:30 - 5:30 Gloria	2 - 4 Block of the Month Club
5	6	7	8	9	10	11
	12:30 - 4:30 Square On Square 5:30 - 8:30 Beginning Quiltmaking	2 - 5 Applique in Hoop	9:30 - 12:30 Digitizing Basics	10 - 12:30 Advanced Smocking 1 - 5 9 Patch Pizzazz	10 - 1 A+ Bindings 1:30 - 5:30 Gloria	10:30 Bernina Club 1 QUILT SITTERS 4 - 9 Sit & Sew
12	13	14	15	16	17	18
1 - 5 Heirloom Bonnet	12:30 - 4:30 Square On Square	Flag Day 10:30 Software Club 2 - 5 Machine Applique	10 - 3 Embroidery Basics & Beyond	12:30 - 4:30 Oh My Stars	1 - 5 Tapestry Garden	1 - 5 Stitch Fun Guide II
19	20	21	22	23	24	25
Father's Day	10 - 12 Kids Camp 5:30 - 8:30 Beginning Quiltmaking	10 - 12 Kids Camp 1 - 5 Hip To Be Square 5:30 - 8 Beginning Smocking	10 - 12 Kids Camp 1 - 5 Basic Operation Guide I	10 - 12 Kids Camp 12:30 - 4:30 Oh My Stars	10 - 12 Kids Camp 1 - 5 Tapestry Garden	10 - 3 830 Embroidery Basics & Beyond 5 - 9 Half Cabin Workshop
26	27	28	29	30		
1 - 5 Half Cabin Workshop	10 - 1 830 Basic Operation I 2 - 5 830 Stitch Fun II 5:30 - 8:30 Beginning Quiltmaking	1 - 5 Hip To Be Square 5:30 - 8 Beginning Smocking	9:30 - 12:30 Digitizing Plus	12:30 - 4:30 Oh My Stars 5:30 - 7:30 Quilters Quick Course		

JULY 2011

SUNDAY

MONDAY

TUESDAY

WEDNESDAY


THURSDAY

FRIDAY

SATURDAY

					1 1 - 5 Indian Summer	2 9:30 - 12:30 Creative Options III 2 - 4 Block of the Month Club
3	4 Independence Day - CLOSED	5 10 - 4 One Day Wonder: Square 5:30 - 8 Beginning Smocking	6 10 - 3 Embroidery Basics & Beyond	7 1 - 5 Eclipse 5:30 - 7:30 Quilters Quick Course	8 1 - 5 Indian Summer	9 10:30 Artista Club 1 QUILT SITTERS 4 - 9 Sit & Sew
10	11 10 - 1 830 Creative Options III 1:30 - 5:30 Star Gazing	12 10:30 Software Club 5:30 - 8:30 Serge Guide	13 2 - 5 Editor Plus Basics	14 1 - 5 Eclipse 5:30 - 7:30 Quilters Quick Course	15 1 - 5 Indian Summer	16 10:30 - 12:30 Rotary Cutting Workshop 1:30 - 5:30 Basic Operation Guide I
17 The store is closed July 18 - 22. No classes are scheduled due to Bernina University.						23 We are open! Come find out what we learned at Bernina University this week.
						
24	25 1:30 - 5:30 Star Gazing	26 1 - 5 Stitch Fun Guide II 5:30 - 8 Advanced Smocking	27 2 - 5 Software Lettering	28 10 - 1 Mega Hoop 2 - 5 BSR Blitz 5:30 - 7:30 Quilters Quick Course	29 1 - 5 Millers Nine Patch	30 10 - 5 One Day Wonder: Stars
31						

AUGUST 2011

SUNDAY	MONDAY	TUESDAY	WEDNESDAY	THURSDAY	FRIDAY	SATURDAY
	1 10 - 12 Kids Quilt Camp 2 - 5 Freedom of Free Motion	2 10 - 12 Kids Quilt Camp 5:30 - 8 Advanced Smocking	3 10 - 12 Kids Quilt Camp 2 - 5 Beginning Quiltmaking	4 10 - 12 Kids Quilt Camp 1 - 5 Hypnotic	5 10 - 12 Kids Quilt Camp 1 - 5 Miller's Nine Patch	6 9 - 1 Stitch Fun Guide I 2 - 4 Block of the Month Club
7 1 - 5 Hip to Be Square	8 2 - 5 Freedom of Free Motion	9 10:30 Software Club 5:30 - 8 Advanced Smocking	10 10 - 1 Make It & Sew It Monogramming 2 - 5 Beginning Quiltmaking	11 1 - 5 Hypnotic	12 10 - 12:30 Beginning Smocking	13 10:30 Bernina Club 1 QUILT SITTERS 4 - 9 Sit & Sew
14 1 - 5 Hip to Be Square	15	16 5:30 - 8:30 Smocked Garment Construction	17 10 - 1 Creative Options Guide III 2 - 5 Digitizing Basics	18 2 - 5 Quilting In the Hoop	19 10 - 12:30 Beginning Smocking	20 10 - 3 Embroidery Basics & Beyond
21	22	23 5:30 - 8:30 Smocked Garment Construction	24 2 - 5 Beginning Quiltmaking	25 1 - 5 Basic Operation Guide I 5:30 - 8:30 Keep It Simple Sewing	26 10 - 12:30 Beginning Smocking 1 - 5:30 Moon Dance	27 12:30 Footworks 5 - 9 Multi Fabric Mystery Madness
28 1 - 5 Multi Fabric Mystery Madness	29	30 5:30 - 8:30 Smocked Garment Construction	31 1 - 5 No Fear Invisible Applique	 <p>Check out recently updated photos of Berry Patch Fabrics classes showcasing Gail Curnutt's projects at: WWW.GAILSQUILTS.COM</p>		

SEPTEMBER 2011

SUNDAY

MONDAY

TUESDAY

WEDNESDAY

THURSDAY

FRIDAY

SATURDAY



				1 10 - 12 Quilters Quick Course 1 - 5 Square on Square 6 - 8 Beginning Sewing	2 10 - 12:30 Advanced Smocking 1 - 5:30 Moon Dance	3 2 - 4 Block of the Month Club 9 - 1 Basic Operation I
4	5 Labor Day - CLOSED	6 1:30 - 4:30 French Machine Heirloom Dress	7 2 - 5 Digitizing Plus	8 10 - 12 Quilters Quick Course 1 - 5 Square on Square 6 - 8 Beginning Sewing	9 10 - 12:30 Advanced Smocking 1 - 5 Tapestry Garden	10 10:30 Artista Club 1 QUILT SITTERS 4 - 9 Sit & Sew
11 2 - 5 Quilt As You Go	12 1 - 5 Oh My Stars	13 10:30 Software Club 1:30 - 4:30 French Machine Heirloom Dress 5:30 - 8:30 Finishing A Quilt	14	15 10 - 12 Quilters Quick Course 6 - 8 Beginning Sewing	16 10 - 12:30 Advanced Smocking 1 - 5 Tapestry Garden	17 10 - 1 830 Basic Operation I 2 - 5 830 Stitch Fun II
18 2 - 5 Quilt As You Go	19 1 - 5 Oh My Stars	20 1:30 - 4:30 French Machine Heirloom Dress 5:30 - 8:30 A+ Bindings	21 2 - 5 Artista Editor Plus Basics	22 10 - 12 Quilters Quick Course 1:30 - 4:30 Creative Options Guide III 6 - 8 Beginning Sewing	23 1:30 - 5:30 Gloria	24 12:30 Footworks 2 - 5 830 Creative Options III
25 2 - 5 Applique In the Hoop	26 1 - 5 Oh My Stars	27 1:30 - 4:30 French Machine Heirloom Dress	28 1 - 5 Stitch Fun II	29 10 - 3 Embroidery Basics & Beyond	30 10 - 1 Serge Guide 1:30 - 5:30 Gloria	



Love every project more with the 3 Series.

BERNINA 330 | 350PE | 380

www.berninausa.com/3series



Quality you'll love

Owning a 3 Series is the beginning of a beautiful relationship. The amazing, cutting-edge technology and robust, long-lasting quality ensure nothing stands in the way of your creativity. Forever. Because it's a BERNINA, count on the unmatched quality and glorious precision that make sewing a true joy.

NEW • EXPANDED
Berry Patch
FABRICS

817.346.6400