

THIMBLE TOWNE

Issue 2

May - August 2011

Page 1

HOT OFF THE PRESSES

What an amazing first six months! As with any new adventure, there are always ups and downs and I am happy to say that there have been MANY more UP'S than there has been downs. I want to thank my AMAZING staff, friends, and family and everyone who has pitched in to help transform Thimble Towne into what you see today.

We are very excited for this years "Heart of the Valley Quilt Shop Hop." This year's shop hop will bring more excitement and energy than you have ever seen. Thimble Towne has many EXCITING things in store for you and every shop hopper.

Classes at Thimble Towne will continue to excite. Whether you are a beginner or advanced quilter there is a class for you. Charlotte will continue with the final class in the Quilted Symphony Series, while Anna will take you to the next step in your machine quilting skills. Each class we offer is designed to teach you a new skill or technique in a fun and welcoming environment.

Thimble Towne is proud to host three workshops and a Kids Camp this newsletter! Join us on Saturday June 11, 2011 for Painting with Fabric, a Landscape Workshop, by Phyllis Binkley. In August, Cindy Needham will be at Thimble Towne offering two different workshops; Open Thread Bar, and Linen Ladies Workshop. Details can be found inside. You won't want to miss these great workshops!

Kids Camp 2011 will sure delight our young and "would be" sewers. Join us for a week long camp as we teach your child basic sewing skills. At the end of this camp they will leave with new skills and four great projects to show off!

Also inside you will find information about our new Block of the Month, Tonga Rhapsody, along with the dates for our popular strip club!

Thank you for your overwhelming support of the new Thimble Towne.

Keep Stitching,

Jeremy & The THIMBLE TOWNE Team

THIMBLE TOWNE

Monday - Friday
9:30 AM - 5:30 PM

400 West Caldwell, Suite F
Visalia, CA 93277
(559) 627-5778

info@thimbletowne.com
www.thimbletowne.com

Saturday
9:30 AM - 4:30 PM

KID'S CAMP

4 UNIQUE
PROJECTS FOR
ONLY \$60

Thimble Towne is excited to offer its first Summer Kids Camp. Students will learn a variety of techniques and leave with 4 completed projects at the end of camp. We will provide your child or grandchild with fun filled week of sewing. This is a great chance to learn basic sewing skills while making projects the will be proud of for years to come. This class will fill up fast and is limited to 10 students. Must be 8 years old to attend.

(Supplies not included)

DAILY
6/13 - 6/17
10 AM - NOON

Page 2

TONGA RHAPSODY BLOCK OF THE MONTH

Tonga Rhapsody is a gorgeous batik quilt from Timeless Treasures. The quilt is 92" x 106" and features twelve 10" blocks in a unique setting to showcase the Tonga Batik fabrics. This beautiful block of the month will begin in June 2011. Blocks will be available for pick-up starting the 4th Saturday of each month. We will also host a demonstration from 10 am to 11 am on that Saturday. Block kits will include patterns and all fabric to complete the quilt top and binding. Backing is NOT included.

Cost: \$24.95 per month plus tax.

Blocks are limited.

PAINTING WITH FABRIC LANDSCAPE WORKSHOP

All the materials for this project will be provided by Phyllis Binkley. She will get you started by demonstrating how to build the landscape, step by step. Included in the materials will be her hand-dyed fabrics for skies and distant mountains or mesas. There will be many, many choices of textured fabrics for the middle and foreground areas of your landscape as well as an array of animals from which to choose. Backing, batting, and binding fabrics will also be provided. Work will be 12X18 inches. A fusible web will already be attached to the fabrics so they will be ready for you to select and cut your shapes. The supply list contains two things only. Pins and scissors. Thimble Towne will provide lunch. Space is limited.

Cost: \$75.00

Instructor: Phyllis Binkley

Saturday 6/11: 10am-4pm

LINEN LADIES WORKSHOP

This is an inspirational workshop where Cindy will teach students how to create a wholecloth quilt from vintage linens. Students spend the day marking and designing their pieces with Cindy's private stencil stash and become an exclusive member of the Linen Ladies Club! Thimble Towne will provide lunch for this workshop too!

Space is limited to 15 students.

Cost \$50.00 plus supplies

Instructor: Cindy Needham

Friday 8/5: 10am-4pm

OPEN THREAD BAR WORKSHOP

This is a great class for all levels of quilters...even the beginner! Students are taught the tricks of using all different types of threads in their machine, how to change tension, needles, thread delivery, bobbin work and so much more. 10 cases of thread are at the students' disposal while they spend the day making a reference panel and learn to audition threads doing thread play on provided floral panels. Thimble Towne will provide lunch for this workshop. Space is limited to 20 students.

Cost: \$50.00 includes kit.

Instructor: Cindy Needham

Thursday 8/4: 10am-4pm

THIMBLE TOWNE CLASSES

Page 3

REGISTRATION & POLICIES

Class fees must be paid at the time of registration.

We accept cash, personal checks, and all major credit cards.

Phone registrations are welcomed with any major credit card.

Mail registrations require check or money order.

- Please call in advance to ensure class availability.
- You will be placed on a wait list until payment is confirmed.

Registration Inquiries by Email

If you have questions about classes (availability, difficulty level, etc.) please do not hesitate to email us. Write "Class Registration" in the subject line.

- Please include a phone number, class number/ name, and dates you're interested in.
- A staff member will contact you.

Cancellation Policy & Missed Classes

We cannot transfer you to another class session or refund your fees unless we cancel the class.

No make-up classes or refunds are provided for missed classes. Class fees are non refundable once paid.

If your class is cancelled

Classes may be cancelled if the minimum number of students is not met seven days prior to the class start date. We will call to notify you if your class has been cancelled. You will be issued a refund or class credit for any fees you have paid in advance.

Supply Lists for Classes

All classes will require a supply list. Students who register in shop will receive their class supply list at that time. If you register by mail or phone, it will be mailed to you upon payment confirmation. Supply lists come with a **15% Off** coupon good toward any regular priced merchandise that you may need for your class. Please have necessary class supplies purchased prior to the start of class.

CLASS DESCRIPTIONS

Borealis

This exciting paper pieced quilt is created with easy 12" blocks. You have a choice of three sizes, ranging from wall hanging to queen size. Using values of light, medium and dark allows you to choose from a wide variety of fabrics.

Instructor: Charlotte Rogers

Monday 6/6, 6/13, 6/20: 6pm-9pm

Skill Level:  

Pattern: Borealis by Aardvark Quilts

Class Fee: \$45 plus supplies

Value & Color

Color is important but value makes the quilt. In this class you will learn to view your fabric collection based on both value and color. This is a skills workshop. We will not be making a quilt. (Hooray, no unfinished project.)

Instructor: Charlotte Rogers

Thursday 5/26: 10am-2pm

-OR-

Thursday 6/16: 6pm-9pm

Skill Level: 

Book: Color Tool by Joen Wolfrom

Class Fee: \$25.00 plus supplies

Flower Garden Quilt



It is time to create a spring garden of flowers. First we will make an easy background. Next we will layer with beautiful fused flowers and bring it all to life with thread play.

Instructor: Charlotte Rogers

Monday 7/11, 7/18: 6pm-9pm

-OR-

Wednesday 8/10, 8/24: 10am-2pm

Skill Level:  

Book: Flower Show Quilts by Lynn Ann Majidimehr

Class Fee: \$35.00 plus supplies

CLASS SKILL LEVELS:

 Beginner

  Intermediate

   Advanced

THIMBLE TOWNE CLASSES

Page 4

Quilted Symphony #3

Moving on to Project #3 in Gloria Loughman's book Quilted Symphony, we will complete a larger art quilt and learn more detailed appliqué methods. This project will allow you to work with your favorite colors and teach you how to develop the designs needed to create exciting art quilts.

Instructor: Charlotte Rogers

Saturday 7/16: 10am-3pm

Skill Level:  

Book: Quilted Symphony by Gloria Loughman

Class Fee: \$25 plus supplies

Power Cutting Too

PowerCutting Too will give you 8 methods for making half-square triangle units, quarter-square triangle units and 2 commonly used trapezoids. This is a process class. We will not be making a quilt. You may want to keep the completed blocks with the book for future reference.

Instructor: Charlotte Rogers

Friday 6/14: 10am-3pm

-OR-

Monday 8/15, 8/22: 6pm-9pm

Skill Level:  

Book: Power Cutting Too by Debbie Caffery

Class Fee: \$25.00 plus supplies

Circles

Making set in circles can be fun using Cheryl Phillips amazing circle ruler. This is a technique class, but the method is so easy you will be able to create a wonderful project in just a few hours.

Instructor: Charlotte Rogers

Friday 6/3: 10am-3pm

-OR-

Monday 8/1, 8/8: 6pm-9pm

Skill Level:  

Book: Circle A Round by Cheryl Phillips

Class Fee: \$25.00 plus supplies

Binding

Perfect bindings are fun and easy. Learn the basics with this hands-on technique class. You will learn the how to miter corners, connect the final seam for a perfect fit, and the basics of hand stitching it down.

Instructor: Charlotte Rogers

Friday 6/27: 10am-2pm

-OR-

Monday 7/25: 6pm-9pm

Skill Level: 

Class Fee: \$25 plus supplies

Piping Hot Binding

Add this amazing technique to your library. Piping Hot Binding makes every quilt exceptional. Piping Hot Binding can be added to borders, blocks, and even curves. Don't miss this class.

Instructor: Charlotte Rogers

Monday 6/27: 6pm-9pm

-OR-

Friday 7/8: 10am-2pm

Skill Level:  

Tool: Piping Hot Binding Kit by Susan Cleveland

Class Fee: \$20.00 plus supplies

Basic Embroidery Placement

Take the mystery out of embroidery placement with this basic technique class. You will learn how to place an embroidery design exactly where you want it, whether it is on a quilt block, shirt, towel, or whatever you want to embroider on.

Instructor: Jeremy Swaim

Thursday 6/9: 6pm-9pm

-OR-

Thursday 2/3: 6pm-9pm

Skill Level: 

Class Fee: \$25 plus supplies

CLASS SKILL LEVELS:

 Beginner

  Intermediate

   Advanced

THIMBLE TOWNE CLASSES

Page 5

Embroider on Specialty Items

Learn the basics of embroidering on towels, minkee blankets, shirts or other specialty items.

This is a techniques class.

Instructor: Jeremy Swaim

Thursday 7/7: 10am-1pm

Skill Level: 

Class Fee: \$25.00 plus supplies

Beginning Quilting #1

This 6 week course will give you all of the basic skills needed to make almost any quilt pattern available today. Don't put it off another day. Learn a new skill or brush up on things that you have learned in the past. Best of all, make new friends and have a great time doing it.

Instructor: Barbara Phillips

Wednesday 5/25, 6/1, 6/8, 6/15, 6/29: 6pm-9pm

Skill Level: 

Book: Quilts, Quilts, Quilts by Nownes & McClun

Class Fee: \$60.00 plus supplies

Rule of Thirds Table Runner

This table runner looks great in any style of fabric. Choose a good mix of colors and values. Choose fabrics that suit your needs, whether it is floral, patriotic or holiday fabrics. The possibilities are endless!

Instructor: Barbara Phillips

Tuesday 7/5: 6pm-9pm

-OR-

Monday 7/11: 10am-2pm

Skill Level:  

Pattern: Rule of Thirds by Something Sew Fine

Class Fee: \$25.00 plus supplies

Expeditious Placemats

Barbara is once again teaching a new placemat pattern. Expeditious placemats are a snap to make. The pattern gives you two options for layout, so the choice is yours. This will spruce up any table and make great shower gifts.

Instructor: Barbara Phillips

Monday 6/6: 10am-2pm

-OR-

Thursday 6/23: 6pm-9pm

Skill Level:  

Pattern: Expeditious Placemats by Kay's Creations

Class Fee: \$25.00 plus supplies

Made to Match Apron Class

Learn basic sewing techniques while making this adorable apron. The pattern, Made to Match, has sizes Misses', Girls', and Dolls'.

Instructor: Barbara Phillips

Saturday 6/11: 10am-4pm

Skill Level:  

Pattern: Made to Match #3787 by Kwik Sew

Class Fee: \$25.00 plus supplies

Flip Flop Block Quilts

This quilt may look complicated, but it's not when using the flip flop template. Starting with gentle curved strip sets and blocks you will make all this without pinning or clipping. Make it in black and white or add a little color for that extra zing.

Instructor: Dyanne Cox

Wednesday 5/25, 6/1: 10am-3pm

Skill Level:  

Pattern: Snap Happy ToteBook: Flip Flop Block Quilts by Kathie Alyce

Class Fee: \$30.00 plus supplies

CLASS SKILL LEVELS:

 Beginner

  Intermediate

   Advanced

THIMBLE TOWNE CLASSES

Page 6

Large Needle Case

This is a perfect storage case for anyone who quilts or sews. It has zippered pockets for thread, scissors and all your little gadgets along with see-through compartments for all kinds of needles. This is a great take-a-long case for quilting on the go.

Instructor: Dyanne Cox

Wednesday 6/8: 10am-4pm

Skill Level:  

Pattern: Large Needle Case by Patterns by Annie

Class Fee: \$25.00 plus supplies

Lucky Stars

Lucky Stars is a shop favorite. Everyone loves stars and this quilt has many options. It is made from fat quarters and a background fabric and has no borders.

Instructor: Karen Rascoe

Saturday 8/13: 10am-3pm

Skill Level:  

Pattern: Lucky Stars by Atkinson Designs

Class Fee: \$25 plus supplies

Modern Day Diamonds

Grab your large scale prints and come make this great quilt. Modern Day Diamonds is a quick and easy quilt that makes diamonds a breeze.

Instructor: Karen Rascoe

Saturday 7/30: 10am-3pm

Skill Level:  

Pattern: Livin' Large by Anka's Treasures

Class Fee: \$30.00 plus supplies

Embellishment 101

This class will focus on thread and yarn techniques. You will learn how to add the first layer of embellishment using a variety of thread and yarn techniques to enhance a simple pieced jacket, vest or small wall hanging. Yarn cards will be available for purchase.

Instructor: Barbara Phillips

Friday 5/27: 10am-4pm

-OR-

Wednesday 7/20, 8/3: 6pm-9pm

Skill Level:  

Class Fee: \$30.00 plus supplies

Embellishment 102

This class will focus on beginning beading techniques. Students will learn six different techniques using seed beads and crystals to add a second layer of embellishment to enhance a simple pieced jacket, vest or small wall hanging.

Instructor: Priscilla Girard

Friday 6/30: 10am-4pm

-OR-

Wednesday 8/10, 8/17: 6pm-9pm

Skill Level:  

Book/Pattern: N/A

Class Fee: \$30.00 plus supplies

French Roses

Learn layered, raw edge appliqué while making one of my all time favorite quilts. This quilt can be subtle and romantic or bright and cheery.

Instructor: Ann Hinman

Tuesday 5/31, 6/14: 6pm-9pm

-OR-

Thursday 8/9, 8/16: 10am-2pm

Skill Level:  

Pattern: French Roses by Heather French

Class Fee: \$35.00 plus supplies

CLASS SKILL LEVELS:

 Beginner

  Intermediate

   Advanced

THIMBLE TOWNE CLASSES

Page 7

Beginning Machine Applique

Let Ann take the mystery out of machine appliqué. You will learn how to blanket stitch and zig zag stitch while making a fun summery table runner or wall hanging. You will leave this class with the skills to tackle any machine appliqué project.

Instructor: Ann Hinman

Monday 6/20, 6/27: 10am-2pm

-OR-

Tuesday 7/14, 7/21: 6pm-9pm

Skill Level:  

Pattern: Summer Time by Quilt Soup


Class Fee: \$35.00 plus supplies

Hoochy Mama

Hoochy Mama Quilts offer a variety of fun, easy and fast blocks with less cutting, therefore less time. This easy technique uses squares, rectangles and strips to make prints either perfect or wonky. This class will help you to produce great quilts or borders for other projects. Hoochy Mama blocks are fun and easy, and will make you smile.

Instructor: Anna Koelewyn

Wednesday 6/29, 7/6: 10am-3pm

Skill Level:  

Pattern: Hoochy Mama Quilts by Mary Lou Weidman

Class Fee: \$35.00 plus supplies

Vintage Moments

Back by popular demand is the Vintage Moments class. Sewing techniques in this class are machine pieced straight, set-in and curved seams; bias strip piecing; machine paper piecing and machine appliqué. You will learn how to piece a beautiful feathered star surrounded by Le Moyne stars. Don't be afraid of this quilt. We will take it step by step, once a month for 6 months.

Instructor: Anna Koelewyn

Saturday 6/18, 7/9, 8/20, 9/17, 10/15, 11/19: 10am-3pm

Skill Level:   

Book: Vintage Moments by Marsha McCloskey

Class Fee: \$75.00 plus supplies

Machine Quilting # 1

You don't need to be afraid of machine quilting any longer. This class will give you the basic mechanics and confidence you need to begin your machine quilting adventure. This class is for those who have not machine quilted before or those needing to freshen up your skills.

Instructor: Anna Koelewyn

Tuesday 8/2, 8/16: 6pm-9pm

Skill Level: 

Book: Heirloom Machine Quilting by Harriet Hargrave

Class Fee: \$35.00 plus supplies

Machine Quilting #2

Take your machine quilting skills to the next level. In this class you will learn more advanced ways of machine quilting while working on a small wall hanging or table runner. You must have prior machine quilting skills before taking this class.

Instructor: Anna Koelewyn

Tuesday 6/7, 6/21: 10am-2pm

-OR-

Wednesday 8/24, 8/31: 6pm-9pm

Skill Level:  

Pattern: Table Art by Calico Carriage Quilt Designs

Class Fee: \$35.00 plus supplies

Circle of Hope

Have you always admired curved piecing but were afraid to try? Now is the time to learn with this easy and beautiful Circle of Hope quilt. You will learn the easy way to put together this quilt.

Instructor: Anna Koelewyn

Tuesday 6/7, 6/21: 6pm-9pm

-OR-

Friday 8/12, 8/19: 10am-3pm

Skill Level:  

Pattern: Circle of Hope and Template Set

Class Fee: \$35.00 plus supplies

CLASS SKILL LEVELS:

 Beginner

  Intermediate

   Advanced

THIMBLE TOWNE CLASSES

Page 8

My Paris Traveler's Bag

With all the traveling we do, this is the perfect bag. This bag is great for retreats or just over night to the coast. You will not want to miss this easy class!

Instructor: Anna Koelewyn

Wednesday 7/16, 7/13: 6pm-9pm

Skill Level:  

Pattern: My Paris Traveler's Bag by Fig Tree Quilts

Class Fee: \$35.00 plus supplies

Diamond Melody Table Runner

Let Dyanne show you how quick and easy this fun project can be! Use strips from your stash or purchase yardage to complete this "all in a day" table runner.

Instructor: Dyanne Cox

Wednesday 8/17: 10am-3pm

Skill Level:

Pattern: Diamond Melody  

Class Fee: \$25.00 plus supplies

Stack-n-Whack

Brenda has done it again! Stack-N-Whackier. This sampler quilt uses the stack-n-whack method and utilizes it in many different block layouts. You will create an amazing one-of-a-kind quilt when it is finished.

Instructor: Brenda McCutcheon

Tuesday 7/12, 7/19, 8/2: 10am-3pm

Skill Level:  

Book: Stack-N-Whackier by Bethany Reynolds

Class Fee: \$40.00 plus supplies

Beginning Hand Quilting

If you have wanted to learn hand quilting now is your chance. Suzie Will take you through the basics of preparing, marking and hand quilting your projects. You will learn several different techniques during this informative class.

Instructor: Suzie Kistler

Friday 6/10: 10am-3pm

Skill Level:

Pattern: Diamond Medley

Class Fee: \$25.00  kit

15% OFF

Your regular priced merchandise for your
THIMBLE TOWNE class!

NOT AN ACTUAL COUPON

Coupon will be received upon payment for class. Phone and mail registrants will receive coupon by mail upon payment confirmation.

CLASS SKILL LEVELS:

 Beginner

  Intermediate

   Advanced

MAY 2011

Page 9

Sunday	Monday	Tuesday	Wednesday	Thursday	Friday	Saturday
1	2	3	4	5 Open Sew 10-4	6	7
8	9	10	11 Open Sew 10-4	12 Open Sew 10-4	13	14
15	16 Classroom Closed	17 Classroom Closed	18 Classroom Closed	19	20 Shop Hop 9-7	21 Shop Hop 9-7
22 Shop Hop 10-4	23	24 Strip Club 10-1 Strip Club 6-9	25 Beginning Quilting #1 6-9 Flip Flop Block Quilts 10-3	26 Value & Color 10-2	27 Embellishment 101 10-4	28 Strip Club 12-3
29	30	31 French Roses 6-9				

THIMBLE TOWNE

400 West Cladwell, Suite F

Visalia, CA 93277

(559) 627-5778

info@thimbletowne.com

www.thimbletowne.com

Monday - Friday
9:30 AM - 5:30 PM

Saturday
9:30 AM - 4:30 PM

JUNE 2011

Page 10

Sunday	Monday	Tuesday	Wednesday	Thursday	Friday	Saturday
			1 Beginning Quilting #1 6-9 Flip Flop Block Quilts 10-3	2 Open Sew 10-4	3 Circles 10-3	4
5	6 Borealis 6-9 Expeditious Placemats 10-2	7 Machine Quilting #2 10-2 Circle of Hope 6-9	8 Beginning Quilting #1 6-9 Large Needle Case 10-4	9 Basic Embroidery Placement 6-9 Open Sew 10-4	10 Beginning Hand Quilting 10-3	11 Painting with Fabric 10-4 Made to Match Apron Class 10-4
12	13 Kids Camp 10-12 Borealis 6-9	14 Kids Camp 10-12 French Roses 6-9	15 Kids Camp 10-12 Beginning Quilting #1 6-9	16 Kids Camp 10-12 Value & Color 6-9	17 Kids Camp 10-12	18 Vinatge Moments 10-3
19	20 Borealis 6-9 Beginning Machine Applique 10-2	21 Machine Quilting #2 10-2 Circle of Hope 6-9	22 Beginning Quilting #1 6-9 Open Sew 10-4	23 Expeditious Placemats 6-9 Open Sew 10-4	24 Power Cutting Too 10-3	25 Block of the Month 10-11 Strip Club 12-3
26	27 Piping Hot Binding 6-9 Beginning Machine Applique 10-2	28 Strip Club 10-1 Strip Club 6-9	29 Beginning Quilting #1 6-9 Hoochy Mama 10-3	30 Embellishment 102 10-4		

THIMBLE TOWNE

400 West Caldwell, Suite F

Visalia, CA 93277

(559) 627-5778

info@thimbletowne.com

www.thimbletowne.com

Monday - Friday
9:30 AM - 5:30 PM

Saturday
9:30 AM - 4:30 PM

JULY 2011

Page 11

Sunday	Monday	Tuesday	Wednesday	Thursday	Friday	Saturday
					1	2
3	4 CLOSED	5 Rule of Thirds Table Runner 6-9	6 Hoochy Mama 10-3 My Paris Traveler's Bag 6-9	7 Embroider on Specialty Items 10-1	8 Piping Hot Binding 10-2	9 Vinatge Moments 10-3
10	11 Flower Garden Quilt 6-9 Rule of Thirds Table Runner 10-2	12 Stack-n-Whack 10-3 Bunko 6-9	13 My Paris Traveler's Bag 6-9 Open Sew 10-4	14 Beginning Machine Applique 6-9 Open Sew 10-4	15	16 Quilted Symphony #3 10-3
17	18 Flower Garden Quilt 6-9	19 Stack-n-Whack 10-3	20 Embellishment 101 6-9 Open Sew 10-4	21 Beginning Machine Applique 6-9 Open Sew 10-4	22 Binding 10-2	23 Block of the Month 10-11 Strip Club 12-3
24	25 Binding 6-9	26 Strip Club 10-1 Strip Club 6-9	27 Open Sew 10-4	28 Open Sew 10-4	29	30 Modern Day Diamonds 10-3
31						

THIMBLE TOWNE

400 West Caldwell, Suite F

Visalia, CA 93277

(559) 627-5778

info@thimbletowne.com

www.thimbletowne.com

Monday - Friday
9:30 AM - 5:30 PM

Saturday
9:30 AM - 4:30 PM

AUGUST 2011

Page 12

Sunday	Monday	Tuesday	Wednesday	Thursday	Friday	Saturday
	1 Circles 6-9 Machine Quilting #1 10-2	2 Machine Quilting #1 6-9 Stack-n-Whack 10-3	3 Embellishment 101 6-9 Open Sew 10-4	4 Open Thread Bar Workshop 10-4	5 Linen Ladies Workshop 10-4	6
7	8 Circles 6-9 Machine Quilting #1 10-2	9 French Roses 10-2 Bunko 6-9	10 Flower Garden Quilt 10-2 Embellishment 102 6-9	11 Open Sew 10-4	12 Circle of Hope 10-3	13 Lucky Stars 10-3
14	15 Power Cutting Too 6-9	16 Machine Quilting #1 6-9 French Roses 10-2	17 Embellishment 102 6-9 Diamond Melody Table Runner 10-3	18 Open Sew 10-4	19 Circle of Hope 10-3	20 Vinatge Moments 10-3
21	22 Power Cutting Too 6-9	23	24 Flower Garden Quilt 10-2 Machine Quilting #2 6-9	25 Open Sew 10-4	26	27 Block of the Month 10-11
28	29	30	31 Machine Quilting #2 6-9			

THIMBLE TOWNE

400 West Caldwell, Suite F

Visalia, CA 93277