

# THE QUILTED FOX

www.quiltedfox.com June/July/August 2012 314-993-1181

10403 Clayton Road  
St. Louis, MO 63131  
Phone: 314-993-1181  
Toll Free — 877-993-1181— Fax 314-993-6974  
Louise Georgia —  
Owner

**SELECTED AS ONE OF THE TOP TEN FEATURED SHOPS  
2001 QUILT SAMPLER MAGAZINE  
BY BETTER HOMES AND GARDENS**

## Dear Friends

Now that we have settled into the warm weather and have made our plans for summer, I am excited about the "Year of Activities" we have planned. Each month we will have some sort of event or project.


For June, we have the family classes for parents or grandparents to take with their youngsters. In July, the Blue Underground Studios Pattern Company will share their quilts with us. The trunk show will highlight the great variety of patterns that lend themselves to the kinds of fabric we sell here.

In August, we will repeat our Fat

Quarter Flash in which someone has the chance to win a 20% discount in the shop for the year. Please keep your eye out for these events. If you are on the email list, that is a very good way to be in the know.

The first and third Saturday block of the month which starts in August will feature many kinds and colors of polka dots. The response has been excellent so far. If you are planning on joining us, you will want to sign up soon. Like last year, we will have to limit the number of participants.

At the retreat in May, my sister-in-law is joining me from Florida. What a wonderful way to



get time with someone who lives far away. Perhaps you have someone you would like to join you at one of our retreats. We have had people from as far away as France come and regulars from Texas and Illinois.

Hope your summer is fun and you get some time for yourself to do just what you want.

*Louise and her Terrific Staff*

## Important Dates

- May 13—Mother's Day—Shop Closed
- May 18-20—Todd Hall Spring Retreat
- May 25—UFO Night
- May 28—Memorial Day—Shop Closed
- June 14—Mother/daughter class
- June 19—Mother/daughter class
- June 22—UFO night
- June 29—Mother/daughter class
- July 1-30—Blue Underground Studios Trunk Show
- July 27—UFO Night
- August 4—The Fox Has Spots starts
- August 24—UFO Night
- August 25 & 26—Fat Quarter Flash

## Inside this issue:

Classes	2-4
UFO Nights	5
Groups	5
Mother/Daughter Classes	5
Pere Marquette Retreat	6
Trunk Show	6
Frixion Pens	7
Nifty Notion of the Month	7
Elna Sale	7
Fat Quarter Flash	8

## New Block of the Month Starts in August

We're very excited to report that **The Fox Has Spots** will start in August for our first and third Saturday Block of the Month. The current project, *Fox in Provence*, will finish in July. Then we'll launch right into *The Fox Has Spots* which features a parade of polka dots. Call now to sign up! (Numbers are limited. When we reach the maximum, registration will close.)



# Classes, Classes, Classes

**Class Policy** — Register in person, by mail, or telephone using charge card, check or cash. All classes must be paid for in full upon registration. There are no refunds on classes unless we cancel the class. If you cancel 12 days in advance, you will be issued a store credit. If you can't make the class, send a friend. If we cancel a class, we'll let you know at least 24 hours in advance and you will receive store credit or a refund. Class supplies must be purchased before class. To help us keep the roof over your head during class, we would appreciate it if you would purchase your supplies at The Quilted Fox and we will give you a 10% discount for supplies purchased at registration. We cannot call to remind you of a class. Your registration receipt is your reminder. Also, the class you pay for is the class you must attend. Any make-up will be at the teacher's discretion. Please review your class supply list prior to class and bring all items requested.

## #100 -- Beginning Hand Piecing-- \$65

by Louise Georgia

This four-session class will take you through all the basics of hand piecing, including fabric selection. You will be making a table runner or wall hanging—your choice. Even if you have never held a needle or just need to learn the tricks to make it simple, this is the class to take. Suggested second class is #105 which covers hand quilting. B

Thursdays, August 9, 16, 23, 30 – 10:30 am – 12:30 pm

## #101 -- Beginning Machine Piecing -- \$70

by Shirley Plegge and Linda Grabel

This six-session class will cover everything you need to know to make your first quilt top. It includes fabric and tool selection, rotary cutting, machine piecing, assembling your quilt top, and adding borders. Suggested second class is #114 Basic Machine Quilting. B

Mondays, July 30, August 6, 13, 20, & 27 -- 10:30 am – 12:30 noon  
Or Tuesdays, July 31, August 7, 14, 21, & 28 – 6:30 pm – 8:30 pm

## #105 – Traditional Hand Quilting -- \$21

by Marilyn Donovan

If you have ever wanted to create an heirloom quilt or just relax and do hand work, come learn how to do a beautiful quilting stitch, how to layer, mark, and quilt a small sample. Tools of the trade will be covered. Marilyn will teach you to quilt without a frame or a hoop. B

Saturday, August 11 – 1:30 pm – 3:30 pm

## #112 – Introduction to Hand Appliqué-- \$60

by Marilyn Donovan

Learn the basic skills and techniques of needleturn hand appliqué, including preparation of appliqué shapes using freezer paper and templates, marking for needle-turn appliqué, reverse appliqué, appropriate hand appliqué stitches, techniques for sharp inner and outer points, and techniques for making bias stems and circles. B

Thursdays, July 12, 19 & 26 – 6:00 pm – 8:00 pm

## #114 -- Basic Machine Quilting - \$40

by Marsha Bray

Using a practice muslin “quilt,” we will learn the basics of machine quilting. We will cover basting, marking, anchoring, stitching in the ditch, and straight line quilting designs with a walking foot. B

Saturday, June 30 – 10:30 am – 3:30 pm

## #116 -- Beginning Free Motion Quilting -- \$25

by Marsha Bray

Using a practice muslin “quilt,” we will learn the basics of free motion machine quilting. With a darning foot, we'll practice stippling and other simple filler patterns. We'll practice quilting a marked design. Then we'll learn about threads, tension, tools, and techniques to improve your quilting. Pre-requisite class is #114 B

Saturday, August 11 – 10:00 am – 1:00 pm

## #118 – Color Workshop -- \$25

by Louise Georgia

Explore color in a very special and open atmosphere. We won't be using a color wheel or technical tools. We'll just expand our eye to color and what we like

**To see any picture in color, go to our website and open the newsletter by clicking on “newsletter” on the sidebar.**

**Key to class difficulty level**—B— Beginner—No quilting experience; AB— Advanced beginner—Has made at least one to three quilt tops; I — Intermediate— Has made several quilts; A — Advanced— Has made many quilts of increasing difficulty

# Classes, Classes, Classes

and why. This class is a pre-requisite for East Quilts West (#121). B  
Saturday, June 23 – 8:30 am – 10:00 am

## #121 -- East Quilts West -- \$7.00 each class

by Louise Georgia  
Learn to expand your horizons by making a block each month that allows you to try new colors, patterns and designs. In class we will discuss what colors and patterns work well together but which are not predictable. East Quilts West by Kumiko Sudo is used in the class. The color workshop (#118) is a requirement before taking this class AB  
Thursday, June 7, July 5, August 2- 10:00 am - 12:00  
OR Saturday, June 2, July 7, August 4- 10:00 am – 12:00 pm

## #128--- Painless Paper Piecing -- \$25

by Marsha Bray  
Would you like to have perfect points and precise lines? You can do it with paper piecing. This freezer paper method makes it very easy! Machine required. AB  
Wednesday, August 8 – 1:30 pm – 4:30 pm

## #130 -- Basic Machine Appliqué -- \$25

by Marsha Bray  
Do you like the look of appliqué but don't like to do hand work or just want it fast? Try quick and easy machine appliqué. In this class you'll learn the technique that you can

then apply to any appliqué project. Requires a sewing machine with an adjustable zigzag stitch. AB  
Saturday, July 21 -- 10:30 pm – 1:30 pm

## #135 --Advanced Hand Piecing: The Lemoyne Star Sampler-- \$7 each class

by Marsha Bray  
Explore the many variations of this intricate and traditional block. Each variation makes a beautiful star. Make 2 blocks a



month and then set all your stars together to make an elegant queen sized quilt. Class meets monthly on the first Saturday of the month. Some hand piecing experience is required. I  
Saturday, August 4 – 1:30 pm – 2:30 pm

## #150 --Intermediate Hand Piecing -- \$7 per month

by Louise Georgia  
Do you love that you have learned to hand piece but would like to refine your skills even more? Louise will help you learn to get the perfect results that you seek while making a quilt that is 68" x 84". The size can be varied by altering the layout. It will take 12


months to complete the blocks and another month to put it together. What a good opportunity to learn while enjoying the company of the other students. Held every 4<sup>th</sup> Wednesday. (Note December and January date changes) AB  
Wednesdays June 27, July 25, August 22 – 2:30 pm – 4:00 pm

## #155 -- Freezer Paper Appliqué -- \$21

by Louise Georgia  
Learn Louise's freezer paper appliqué technique. The class will also cover her favorite notions for appliqué as well as her stitching technique. B  
Thursday, August 9- 1:00 pm – 3:00 pm

## #196 – Take Away Appliqué— Wacky Bird -- \$30

by Suzanne Marshall  
Hand stitching a "wacky bird" is bound to make you



laugh! Tips will be given for needle-turning and perfecting sharp points, inside curves, rounded corners and smooth edges. We'll use take-away appliqué for pattern placement (no markings on the background or transparent overlays), making the multi-pieced bird fit together with ease. Suitable for all skill levels. Friday, July 20 - 12:30 am – 3:30 pm

## Classes, Classes, Classes

### #225 – Borders and Bindings - \$21

by Candy Grisham

Have you wanted to learn how to measure and attach borders without ripples and how to do straight or bias bindings? This will be a technique class and you will go home with samples and written instruction for: straight borders, mitered corners, straight and bias bindings and finishing bindings. Candy will also demonstrate more advanced finishes. In addition, extra time has been added to finish some of your own borders or bindings after the class time. B

Sunday, August 19 – 12:00 pm - 2:00 pm

### #235 – Piping Your Binding-- \$25

by Candy Grisham

Learn the technique to add that tiny piping to the binding of your quilts. It is a special touch that adds just the bit of color and flair. We will use the Groovin' Piping Trimming Tool by Susan Cleveland. Purchase of the tool is required. In class, you will produce a sample, and instruction can be used for any quilt project. AB

Sunday, August 19 – 2:00 pm - 4:00 pm

### #260 – Mastering the Art of Precision Piecing -- \$25

by Tracy Back

Take your piecing to the next level. Learn techniques to enhance your accuracy, make points perfect and all seams match. AB

Sunday, August 12 - 1:00 pm - 3:00 pm

### #345 – Modern Dresden Plate - \$50

by Candy Grisham

A modern update for making a variety of Dresden plate designs using a single template.

The class will cover 4 different variations of edge finishes. Size variations are endless. You

will learn to sew the plates by machine and mix and match your edge finishes if desired. Designed to be a technique class, letting you determine how many plates, what sizes and finishes and layout you desire. Template purchase required. Intermediate skill  
Sundays, July 15 & 29 -- 12:30 pm - 3:30 pm

### #350 – African Log House -- \$25

by Candy Grisham

Learn a fun, easy way to make log cabin blocks. These blocks can show off a special center of batiks or a motif. They can use a variety of prints in African and Australian fabrics or for that matter any fabrics you chose. The sewing is simple. Good for young new sewers or those with lots of experience. Blocks can be adjusted to the size you like. All and all a fun, easy pattern for everyone. B

Tuesday, July 24 – 1:00 pm - 4:00 pm



### #360 – Four Patch Posey-- \$40

by Linda Grabel

Make a gorgeous quilt using only one print fabric for the blocks and borders. It's beautiful with an Asian print, exotic with an Australian print, and pretty with a floral print! Create your own special look! AB  
Friday, August 10-- 10:30 am – 3:30 pm

### #370 – The Silk Experience -- \$25

by Dolores Keaton

Silk adds a special sheen to your quilts. It can be effectively used with cotton to add luster and interest. We'll learn how to work with silk for the best results. We'll also learn how to mix cotton and silk for spectacular results in your quilts.  
Saturday, August 18 – 10:30 am - 1:30 pm

### #380—Savanna--\$30

by Debbie Grelle

Beautiful, bold Australian fabrics (kit available) bring to life this simple quilt design by Saginaw Street Quilt Co. Using the Creative Grids Curves for Squares ruler, this eye-catching quilt becomes a project that is sure to please. You can also make yours out of your own choice of fabrics to add your individual style.

Thursday, July 26 – 10:30 am - 2:30 pm





## June—Family Sewing Month

School is out! What is your daughter (or granddaughter) doing this summer? Why not spend a fun day sewing with her!



We have three great classes designed especially for some great mother/daughter time (or grandmother/granddaughter).



### #410—Mother/Daughter PJ Pants--\$21

by Debbie Grelle  
Sew a pair of Pajama pants! Make cute pajama pants for you or


for a gift. Pajama pants are perfect for bumming around the house! Sew them out of cotton for summer and then make some out of flannel for fall and winter!

Thursday, June 14--10:30 am - 12:30

### #420—Mother/Daughter Quick & Clever Pillowcases--\$21

by Trudy Johnson

This easy, fast, fun pillowcase will soon become your favorite gift to give for any occasion. Fun to make for



birthday presents and sleepovers.

Tuesday, June 19--10:30 am - 12:30

### #430 – Mother/Daughter Runaround Bag -- \$21

by Linda Grabel

Students will have fun making this cute bag from Lazy Girl Designs. Easy zippers and pockets make this bag a fast and fun project. Great run-around bag for summer! B  
Friday, June 29-- 10:30 am – 12:30 pm



## Groups

### 1st & 3rd Saturday Groups

Mark your calendar to attend: June 2 & 16; July 7 & 21; August 4 & 18. *The Fox Visits Provence* ends in July. ***The Fox has Spots* starts in August. See the article on the cover for details.**

### Sit and Sew

Meets 1:00—2:00 pm on the fourth Wednesday of each month—June 27, July 25, August 22.

This free club is designed especially for those of you who like to get together and socialize. It doesn't matter if you are hand piecing, hand appliquéing or other hand sewing. Please drop in and visit with us.




A mystery quilt is a quilt pattern written in steps and revealed one part at a time to hide the final appearance of the finished quilt. Each month you'll pick up a clue containing your cutting and sewing instructions for the next step. At the end, you have a surprise quilt!

Our next mystery quilt will start in July! New clues are available free after the first of each month. Missed clues are available for \$1.

## “UFO’s Are Us”

**Friday Night Retreats!**  
**Come and sew or shop from 6:00 to midnight**

**Fridays:**  
**June 22;**  
**July 27;**  
**August 24**



Never have enough time to get everything done? Can't get to retreat? Come for a mini-retreat and sew with us. We'll provide the sewing space. You provide the projects, snacks if you want, and good company. It's only \$5! Advance registration is required to stay and sew. Space is limited.

Just want to shop? No registration or fee is needed. Just stop in anytime from 6:00 to midnight to shop. Staff will be there to help you.

---

## Annual Pere Marquette Fall Retreat—Sign up Now!

Do you have all that fabric and no time to sew? Feel guilty about never finishing anything? Want to get away from work, phones, car pools, laundry?

You need a quilters'



retreat! Our retreat at Pere Marquette is the perfect place to provide a productive and memorable experience that gives you an away-from-it-all feeling.

Leave your kids, husband, work worries, and cooking behind and pamper

yourself with undisturbed quilting time in a group. Do your own thing or do a mystery quilt. It's your choice!

**Make your  
reservation now!  
November 12, 13 &  
14, 2012**

**\$324 per person/single  
\$259 per person/double**

**Includes 2 nights'  
accommodation and six  
meals!**

---

## Blue Underground Studios Trunk Show—July

Blue Underground Studios has been publishing quilt patterns since 2005. Their mission is to publish quilt patterns that are clear and innovative allowing all quilters, no matter their skill level, to make fantastic looking quilts. They have a wide variety of contemporary and traditional quilt



patterns available. All of their patterns are designed with today's busy quilter in mind. Their instructions have been tested by local quilters for accuracy and clarity. They include tips for efficient cutting, sewing and finishing your quilt.

The Quilted Fox is pleased to host a trunk show of these beautiful quilts for the entire month of July. Do stop and see them. We'll have patterns for all the quilts shown.





## Nifty Notion of the Month—Monthly Specials

### June

#### Clover Mini Iron

Featuring an improved handle that's easier to grip with better temperature controls, the redesigned Mini Iron is a must-have of the season! Great for applique, paper crafting and more. Equipped with low and high temperature settings, the Mini Iron can handle all your projects!

**Regularly \$31.95, but 20% off in June.**



### July

#### C. Jenkins 8.5 X 11 Freezer Paper Sheets

- Our freezer paper was especially designed for crafters of all kind.
- **50 Industrial XLL Freezer Paper Sheets**
- Special Coating for Better Adhesiveness to Fabrics
- 54 lb Pre Cut Paper to prevent rolling and curling
- 8.5 X 11 sheets for small and large Projects

**Regularly \$7.95 but 20% off in July.**



### August

#### Borders Made Easy

Borders Made Easy are Adhesive Backed Patterns for continuous machine quilting. Tear-away patterns get perfect results for both beginners and experienced quilters. No chalk or markings needed on fabric—just sew through adhesive, tear away paper. Each roll is 26 feet long, and includes corner patterns and complete instructions.

**Regularly \$14.50 to \$14.95 but 20% off in August.**



\*\*\*For all nifty notions, quantities may be limited. Offer valid while stock lasts.

## Elna eXplore 340 — (The machine formerly known as the 2800!)

Sail through the most complex sewing challenges! With the eXplore 340, you'll navigate effortlessly through any project, from minor alterations to major new creations. Feel the bracing thrill of new possibilities, ride the wave of your imagination and above all... enjoy yourself!

Thanks to Elna's easy-change spool system and automatic needle threader, every move is a winner. And you'll go overboard using the huge range of practical and decorative stitches as you chart a

new course in creativity.

**20% Off in June, July, August**



#### TECHNICAL FEATURES

- Large, easy to view stitch display
- Built-in needle threader
- Drop-in bobbin
- Drop feed dog
- Clip-on presser feet
- Extra presser foot lift
- Built-in thread cutter
- Sewing light
- Free arm
- Carrying handle

## The Frixion Pen — Now Available!

This is our favorite new pen for marking on quilts. You can draw your quilting pattern or your appliqué pattern right on the fabric. When you are done sewing, just iron over it



and it disappears! How cool is that! Come in for a demo of this very handy new tool! It comes in a package of three great colors for only \$7.89.



The Quilted Fox  
10403 Clayton Road  
St. Louis, MO 63131  
www.quiltedfox.com  
Phone: 314-993-1181  
Fax: 314-993-6974  
Email: info@quiltedfox.com

### **Time Dated Material**

Our newsletters are mailed 4 times per year. Our mailing list is for our use only and is not sold to other companies. Please help us keep it current.

- Yes, my name and address are correct.
- I've moved. Please correct my address as noted.
- Save resources. Please remove me from the mailing list.

Email us and let us know!  
info@quiltedfox.com

### **Shop Hours**

Mon. & Wed.-10 am– 5 pm  
Tues. & Thurs.-10 am-6:30  
Fri. & Sat.-10 am-4:30 pm  
Sun. 12 noon—4:00 pm

**Remember, we are happy to mail order  
if it serves your needs!**

## **Announcing! 8th Annual Fox's Fat Quarter Flash**



**Saturday, August 25  
10 am — 4:30 pm  
Sunday, August 26  
Noon—4:00 pm**



**It's the annual fat quarter flash days! Come in  
and receive a fat quarter and one chance to win a 20%  
discount for a whole year! For each \$10 you spend  
in merchandise, receive an additional chance to win the  
20% discount for a year!**