

THE QUILTED FOX

www.quiltedfox.com March/April/May 2012 314-993-1181

10403 Clayton Road
St. Louis, MO 63131
Phone: 314-993-1181
Toll Free — 877-993-1181— Fax 314-993-6974
Louise Georgia —
Owner

**SELECTED AS ONE OF THE TOP TEN FEATURED SHOPS
2001 QUILT SAMPLER MAGAZINE
BY BETTER HOMES AND GARDENS**

Dear Friends


Thank you to all of you who have been coming in to see our new fabrics. Such beautiful ones have given us inspiration for many new quilts.

The Blooming Nine Patch and the Four-Patch Posey continue to be perfect patterns for the large prints and the great selection of batiks available now. We also received 39 new African fabrics and 32 new Australian fabrics.

There are many new kits for you to review. We just keep

getting ideas and have the best time selecting just the right fabrics for them. I guess you all know by now that is a favorite thing for me to do.

I hope some of you can come to our retreat at Toddhall in Columbia, Illinois. We were able to get a weekend in May that is not Mother's Day or Memorial Day weekend. We hope to see many of you there. It is the perfect way to get things done. Someone cooks for you and even does the dishes. How nice is that?



In case I haven't told you, Kelly gave birth to my new granddaughter on 11-1-11, and my son holds her like he has always been a dad. Now I have to get the perfect quilt done.

Take time for yourself, and I look forward to seeing you.

Louise and her Terrific Staff

Important Dates

- March 14 & 17—Last meeting of Michael Miller Clubhouse 2011 Group
- March 23—UFO Night
- March 29-April 1—Shop Hop
- April 8—Easter—Shop Closed
- April 25-28 — Paducah Bus Trip
- April 27—UFO Night
- May 3 & 5—New sessions Michael Miller Clubhouse 2012 group start
- May 13—Mother's Day—Shop Closed
- May 18-20—Todd Hall Spring Retreat
- May 25—UFO Night
- May 28—Memorial Day—Shop Closed

Inside this issue:

Classes	2-4
UFO Nights	5
Groups	5
Leslie's Notions	5
Todd Hall Retreat	6
Shop Hop	6
Elna 5300	7
Nifty Notion of the Month	7
Charity Sharity	7
Paducah Bus Trip	8

Michael Miller Clubhouse



Join!

Join the club, Join the fun!

Join us as we launch a unique quilting club from Michael Miller and Swirly Girl Design. Club members receive patterns and fabric to complete the Clubhouse Quilt as well as bonus projects that will inspire you to redecorate your bedroom.

We will provide newsletters and demos each month that will keep you coming back for 12 months of fun!

TO VIEW QUILTS, FABRICS AND PROJECTS GO TO
www.michaelmillerclubhouse.com
FOR REGISTRATION AND INFO,
STOP BY THE SHOP OR E-MAIL US

**New Sessions
start in May**

**Meets on the:
First Thursday
1:00—2:00 pm
Or**

**First Saturday
1:00-2:00 pm
Only \$20 per month!**

Classes, Classes, Classes

Class Policy — Register in person, by mail, or telephone using charge card, check or cash. All classes must be paid for in full upon registration. There are no refunds on classes unless we cancel the class. If you cancel 12 days in advance, you will be issued a store credit. If you can't make the class, send a friend. If we cancel a class, we'll let you know at least 24 hours in advance and you will receive store credit or a refund. Class supplies must be purchased before class. To help us keep the roof over your head during class, we would appreciate it if you would purchase your supplies at The Quilted Fox and we will give you a 10% discount for supplies purchased at registration. We cannot call to remind you of a class. Your registration receipt is your reminder. Also, the class you pay for is the class you must attend. Any make-up will be at the teacher's discretion. Please review your class supply list prior to class and bring all items requested.

#100 -- Beginning Hand Piecing-- \$65

by Louise Georgia

This four-session class will take you through all the basics of hand piecing, including fabric selection. You will be making a table runner or wall hanging—your choice. Even if you have never held a needle or just need to learn the tricks to make it simple, this is the class to take. Suggested second class is #105 which covers hand quilting. B

Thursdays, April 19, 26, May 3, 10 – 6:00 pm – 8:00 pm

#101 -- Beginning Machine Piecing -- \$70

by Shirley Plegge

This six-session class will cover everything you need to know to make your first quilt top. It will include fabric and tool selection, rotary cutting, machine piecing, assembling your quilt top, and adding borders. Suggested second class is #114 Basic Machine Quilting. B

Mondays, April 16, 23, 30, May 7, 14, 21 -- 10:30 am – 12:30 noon

Or Tuesdays, April 17, 24, May 1, 8, 15, 22 – 6:30 pm – 8:30 pm

#105 – Traditional Hand Quilting -- \$21

by Marilyn Donovan

If you have ever wanted to create an heirloom quilt or just relax and do hand work, come learn how to do a beautiful quilting stitch, how to layer, mark, and quilt a small sample. Tools of the trade will be covered. Marilyn will teach you to quilt without a frame or a hoop. B

Sunday, May 6 – 1:00 pm – 3:00 pm

#112 – Introduction to Hand Appliqué-- \$60

by Marilyn Donovan

Learn the basic skills and techniques of needleturn hand appliqué, including preparation of appliqué shapes using freezer paper and templates, marking for needle-turn appliqué, re-

verse appliqué, appropriate hand appliqué stitches, techniques for sharp inner and outer points, and techniques for making bias stems and circles. B

Sundays, April 15, 22, 29 – 1:00 pm – 3:00 pm

#114 -- Basic Machine Quilting -- \$40

by Marsha Bray

Using a practice muslin “quilt,” we will learn the basics of machine quilting. We will cover basting, marking, anchoring, stitching in the ditch, and straight line quilting designs with a walking foot. B

Saturday, March 31 – 10:30 am – 3:30 pm

#116 -- Beginning Free Motion Quilting -- \$25

by Marsha Bray

Using a practice muslin “quilt,” we will learn the basics of free motion machine quilting. With a darning foot, we'll practice stippling and other simple filler patterns. We'll practice quilting a marked design. Then we'll

To see any picture in color, go to our website and open the newsletter by clicking on “newsletter” on the sidebar.

Key to class difficulty level—B— Beginner—No quilting experience; AB— Advanced beginner—Has made at least one to three quilt tops; I — Intermediate— Has made several quilts; A — Advanced— Has made many quilts of increasing difficulty

Classes, Classes, Classes

learn about threads, tension, tools, and techniques to improve your quilting. Pre-requisite class is #114 B
Wednesday, April 11 – 6:00 pm – 9:00 pm

#118 – Color Workshop -- \$25

by Louise Georgia
Explore color in a very special and open atmosphere. We won't be using a color wheel or technical tools. We'll just expand our eye to color and what we like and why. This class is a prerequisite for East Quilts West (#121). B
Saturday, March 24 – 8:30 am – 10:00 am

#121 -- East Quilts West -- \$7.00 each class

by Louise Georgia
Learn to expand your horizons by making a block each month that allows you to try new colors, patterns and designs. In class we will discuss what colors and patterns work well together but which are not predictable. East Quilts West by Kumiko Sudo is used in the class. The color workshop (#118) is a requirement before taking this class AB
Thursday, March 1, April 5, May 3- 10:00 am - 12:00
OR Saturday, March 3, April 7, May 5 – 10:00 am – 12:00 pm

#128--- Painless Paper Piecing -- \$25

by Marsha Bray
Would you like to have perfect points and precise lines? You can do it with paper piecing. This freezer paper method makes it very easy! Machine required. AB
Wednesday, May 9 – 6:00 pm – 9:00 pm



#130 -- Basic Machine Appliqué -- \$25

by Marsha Bray
Do you like the look of appliqué but don't like to do hand work or just want it fast? Try quick and easy machine appliqué. In this class you'll learn the technique that you can then apply to any appliqué project. Requires a sewing machine with an adjustable zigzag stitch. AB
Wednesday, May 16 -- 6:00 pm – 9:00 pm

#150 --Intermediate Hand Piecing -- \$7 per month

by Louise Georgia
Do you love that you have learned to hand piece but

would like to refine your skills even more? Louise will help you learn to get the perfect results that you seek while making a quilt that is 68" x 84". The size can be varied by altering the layout. It will take 12 months to complete the blocks and another month to put it together. What a good opportunity to learn while enjoying the company of the other students. Held every 4th Wednesday. (Note December and January date changes) AB

Wednesdays March 28, April 18, May 23 – 2:30 pm – 4:00 pm

#155 -- Freezer Paper Appliqué -- \$21

by Louise Georgia
Learn Louise's freezer paper appliqué technique. The class will also cover her favorite notions for appliqué as well as her stitching technique. B
Thursday, May 17– 6:00 pm – 8:00 pm

#210 – The T-Shirt Quilt-- \$25

by Trudy Johnson
What do you do with all of those T-shirts? Create a one-of-a-kind, heirloom-quality quilt from your loved one's shirt collection. Trudy will guide you through it! B
Saturday, May 12-- 10:30 am – 1:30 pm

Classes, Classes, Classes



#300 – Twilight Star -- \$40

by Marsha Bray

You too can master the mariner's compass block and make an exciting wall hanging. Use an easy new way of paper piecing to make this complicated design. The sample is in batiks but any type of fabrics could be used to make it fit with your décor. AB

Friday, April 13 -- 10:30 am - 3:30 pm

#335 –Seasonal Table Runners-- \$21 first class, \$10 each additional classes

by Eunice Porvaznik

Dress up your table throughout the year with these calendar table runners. Super simple piecing and machine appliqué make them quick and easy. Pattern purchase required. AB

Saturdays, March 3, April 7, May 5 – 2:00 pm – 4:00 pm

#345 – Modern Log Cabin -- \$25

by Candy Grisham

Learn improvisational piecing! This is a fun way to use a combination of fabrics and

make a unique “log cabin” type block. We will do some



free form cutting and then put these log cabins together. This makes a great baby or toddler quilt in bright colors or a stunning throw in Kaffes or batiks. AB

Friday, May 4 – 1:30 pm - 4:30 pm

#375 – Blooming 9-Patch -- \$40

by Tracy Back

This quilt design looks complicated, but it is actually simple to make. Alternating nine patches and plain squares set on point make this dazzling effect. The fabric selection is the most important part of this quilt; oriental fabrics make it stunning! You control the size based on the number of fabrics and the border. Makes a beautiful heirloom! AB

Saturday, April 14 - 10:30 am - 3:30 pm

#385 – Radiant Sun -- \$40

by Janet Singer

Just see how the Radiant Sun glows in this fun pattern by Cara Gulati! Make this incredible looking quilt. It's easy to sew these 10” blocks of only 5 curved



pieces each. 48 blocks make a quilt about 68” x 88”. Pattern purchase required. Kit is available for purchase, if desired. I

Saturday, April 21 – 10:30 am – 3:30 pm

#395 – Lone Star—Starry Night -- \$30

by Janet Singer

These beautiful stars really pop in brights in black but choose the color combination that works best for you. Learn fabric placement and staggered strip piecing for this wonderful, classic pattern. Be inspired to create your own captivating stars. I

Saturday, April 28 – 10:30 am – 2:30 pm

Leslie's Favorite Notions

Our own Leslie Clark picked her favorite notions for this newsletter. This is the third installment of our staff's favorites.

#1—Beam N Read LED 3


For Personal Light Anywhere, that doesn't disturb others. This hands free light delivers features, accessories, battery life and versatility unmatched by other portable lights. A wide light from 3 bright LEDs in row lights up personal space for reading, crafts, travel, and walking in dim or dark places such as an attic, basement, or around



the house during a power outage. A product review sums it up saying, "An item you weren't sure you needed quickly becomes indispensable". \$19.95 each


#2—Surgical Seam Ripper

The Surgical Seam Ripper opens seams up like a zipper! Instead of cutting each stitch separately, you will zip right through by cutting stitches in a row. Special curve protects the fabric from being cut. The rounded point prevents puncture of fabric. \$4.25



#3—Sewing Edge

Leslie says this handy notion saves time; helps you sew straight seams; and sews a perfect scant 1/4" on any and all machines! It's also reusable! (Unlike masking tape & mole-skin.) It aligns in front of the foot so adjustments can be made. \$4.95



All of these are available at The Quilted Fox!

Groups

1st & 3rd Saturday Groups

Mark your calendar to attend: March 3 & 17; April 7 & 21; May 5 & 19

Michael Miller Clubhouse

Wednesday, March 14 from 1:00 to 2:00 pm or Saturday, March 17, from 10:00 to 11:00. New group starts Thursday, May 3 from 1:00 to 2:00 or Saturday, May 5 from 1:00 to 2:00.

Sit and Sew

Meets 1:00—2:30 pm on

the 4th Wednesday of each month—March 28, April 25 and May 23. This free club is designed especially for those of you who like to get together and socialize. It doesn't matter if you are hand piecing, hand appliquéing or other hand sewing. Please drop in and visit with us.



Mystery Quilt



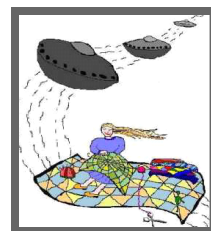
A mystery quilt is a quilt pattern written in steps and revealed one part at a time to hide the final appearance of the finished quilt. Each month you'll pick up a clue containing your cutting and sewing instructions for the next step. At the end, you have a surprise quilt!

Our next mystery quilt will start in May! New clues are available free after the first of each month. Missed clues are available for \$1.

"UFO's Are Us"

Friday Night Retreats!
Come and sew or shop from
6:00 to mid-

night
Fridays:
March 23;
April 27;
May 25



Never have enough time to get everything done? Can't get to retreat? Come for a mini-retreat and sew with us. We'll provide the sewing space. You provide the projects, snacks if you want, and good company. It's only \$5! Advance registration is required to stay and sew. Space is limited.

Just want to shop? No registration or fee is needed. Just stop in anytime from 6:00 to midnight to shop. Staff will be there to help you.

Annual Toddhall Spring Retreat—Sign up Now!

Do you have all that fabric and no time to sew? Feel guilty about never finishing anything? Want to get away from work, phones, car pools, laundry?

You need a quilters' retreat! Our retreat at Toddhall is the perfect place to provide a productive and memorable experience that gives you an away-from-it-all feeling.

Leave your kids, husband, work worries, and cooking behind and pamper



yourself with undisturbed quilting time in a group. Do your own thing or do a mystery quilt. It's your choice!

**Make your
reservation now!
May 18, 19, & 20,
2012**

**(Not Memorial Weekend)
\$202 per person/single
\$154 per person/double**

**Includes 2 nights
accommodation and six
meals!**

Annual Shop Hop

The Metro St. Louis shop hop includes 12 diverse and wonderful quilt shops located on both the Missouri and Illinois side of the greater St. Louis area.

This year's theme is 'Meet Me in St. Louis!' An exclusive Hoffman Batik designed with St. Louis motifs is featured. You can pick up your passport at any participating shop.

This year there are tons of prizes including:

- A Retreat to Todd Hall for you and friends
- Gift Certificates from each shop
- Sample blocks, gift bags, books, patterns, notions, and so much more!



Food Pantry Donations Needed

In an effort to help dwindling supplies at local food pantries, the shop hop committee has decided to hold a canned food drive throughout the shop hop weekend. Please, from the goodness of your heart, donate canned food goods at the shops for the drive. There are so many in need in these times, five dollars in canned food can go a long way to help out!

**March 29, 30, 31
and April 1
Shop Times are:
Thur, Fri 10am-6pm,
Sat 10am-5pm,
Sun 12pm-4pm.
For a list of participating shops, go to:**

<http://metrostlouishshophop.com/>




Nifty Notion of the Month—Monthly Specials

March

Quilting DVD

Ann Fahl Teaches You Coloring with Thread!

- Say it with thread - create fabulous free motion embroidery without drawing, templates, or stencils
- Use any sewing machine with feed dog drop
- Learn all about threads, needles and stabilizers, so you're successful every time
- Learn when and where it's convenient for YOU!



Regularly

**\$20.95, but 15% off in
March.**

April

Simpli-EZ Bias Ruler

This handy tool lines up 1/4" or 2-1/2" bias cut strips. Folds for easy storage. Works great with Simplicity Bias Tape Maker.

Regularly

**\$24.00 but 20%
off in April.**



May

Super Satchel Project Bin

The "original" Super Satchel project box has one compartment with secure latches and a carrying handle. All boxes in the Super Satchel Series are molded in acid free polypropylene. This handy box keeps your project parts together so that you can always find them!



Regularly \$15.95 but 20%

***For all nifty notions, quantities may be limited. Offer valid while stock lasts.

Elna 5300—Sewing Reinvented

The Elna 5300 is a great machine for all quilters! This versatile machine is perfect for the newer quilter because it's easy to use, great quality and has enough features to learn and grow in quilting. It's also a great machine for the experience quilter who wants a good, portable machine to take for retreats and classes. This machine is simple, speedy, responsive and fun to use - and equipped with the very latest

technology. It's a fresh and inspirational addition to your world.



20% Off in March, April & May

TECHNICAL FEATURES

- Built-in needle threader
- Adjustable speed control
- Clip-on presser feet
- Free arm
- Feed dog system
- Programmable needle up / down key
- Auto lock stitch key - end of pattern/lock stitch
- 50 built-in stitches including buttonholes, quilting, patchwork and fancy stitches
- Electronic foot control
- Retractable carry handle

Charity Sharity Donations

Don't forget! The Quilted Fox is a drop point for donations to Charity Sharity. This wonderful group collects fabric and sewing supplies that you don't want anymore and gives

them to an appropriate charity that can use it for good. So clean out your sewing room and bring your unwanted supplies to The Quilted Fox!

Quilt Show

Bits 'N' Pieces Quilt Show

March 17-18, 2012
<http://bitsnpiecesguild.com>



The Quilted Fox
10403 Clayton Road
St. Louis, MO 63131
www.quiltedfox.com
Phone: 314-993-1181
Fax: 314-993-6974
Email: info@quiltedfox.com

Time Dated Material

Our newsletters are mailed 4 times per year. Our mailing list is for our use only and is not sold to other companies. Please help us keep it current.

- Yes, my name and address are correct.
- I've moved. Please correct my address as noted.
- Save resources. Please remove me from the mailing list.

Email us and let us know!
info@quilted fox.com

Shop Hours

Mon. & Wed.-10 am- 5 pm
Tues. & Thurs.-10 am-6:30
Fri. & Sat.-10 am-4:30 pm
Sun. 12 noon—4:00 pm

**Remember, we are happy to mail order
if it serves your needs!**

Bus Trip to AQS in Paducah

***Travel with The Quilted Fox to the AQS Quilt Show
April 25 – 28, 2012***

Buses travel daily from The Quilted Fox or join the bus at the mall in Fairview Heights. Don't miss the opportunity to:

- See 400+ beautiful quilts in the AQS Quilt Contest from across the U.S. and around the world.
- Visit 400+ vendor booths
- Visit the Quilt Museum

***Book now to hold your seat.
The buses fill quickly! It's still only \$47***

