

THE QUILTED FOX

www.quiltedfox.com September/October/November 2011 314-993-1181

10403 Clayton Road
St. Louis, MO 63131
Phone: 314-993-1181
Toll Free — 877-993-1181— Fax 314-993-6974
Louise Georgia —
Owner

**SELECTED AS ONE OF THE TOP TEN FEATURED SHOPS
2001 QUILT SAMPLER MAGAZINE
BY BETTER HOMES AND GARDENS**

Dear Friends


EXCITING NEWS

We are getting new carpeting and having the place repainted. After 16 ½ years it looks like it needs it, and it is going to happen very soon. We will be closed on Monday, August 29th and Tuesday the 30th. Things might not be quite done on Wednesday but we plan to be open then.

Also, remember that the Fat Quarter Flash is the Saturday and Sunday before. Help us get rid of lots of inventory so we don't have to move it. Needless to say, I am

very excited. You know I love it when the place looks nice. Now the fabrics will even look better, and the samples will shine on the walls. I guess I am getting a little over the top.

Did you all know that I am going to be a grandmother again? Kelly, my sweet daughter- in- law and my son are expecting their first. The estimated time of arrival will be October 30th. She is a little girl and will come into this world with such a pretty room -lavender and green. Now I get to do a special quilt



for this little one.

Hope you had a wonderful summer and that a beautiful fall will be coming to St Louis. Come see our new digs and of course all the new fabric that just keeps coming in.

*Louise and her more
than terrific staff*

Important Dates

- August 27 & 28—
7th Annual Fat
Quarter Flash
- September 3 &
17—Fox in
Provence
- September 30—
UFO Night
- October 1—New
Mystery Quilt
Starts
- October 1 & 15—
Fox in Provence
- October 28—UFO
Night
- November 5 & 19—
Fox in Provence
- November 7-9—
Pere Marquette
Fall Retreat
- November 11, 12,
13—Clear the
Small Bolt Sale
- November 25—UFO
Night

Inside this issue:

Classes	2-4
UFO Nights	5
Groups	5
Michael Miller Clubhouse	5
New Kits	6
Favorite Notions	6
Internet News	7
Retreat	7
Nifty Notion of the Month	7
Fat Quarter Flash	7
SALE!!!!	Back

Elna: For Every Quilter!

Excellent quality; Easy to use; Economical to buy!

Elna's are an excellent machine for you!

We have the 2800 and the 5300 on sale for 20% off!



**Don't you deserve a new
machine for the holidays
this year?**



Classes, Classes, Classes

Class Policy — Register in person, by mail, or telephone using charge card, check or cash. All classes must be paid for in full upon registration. There are no refunds on classes unless we cancel the class. If you cancel 12 days in advance, you will be issued a store credit. If you can't make the class, send a friend. If we cancel a class, we'll let you know at least 24 hours in advance and you will receive store credit or a refund. Class supplies must be purchased before class. To help us keep the roof over your head during class, we would appreciate it if you would purchase your supplies at The Quilted Fox and we will give you a 10% discount for supplies purchased at registration. We cannot call to remind you of a class. Your registration receipt is your reminder. Also, the class you pay for is the class you must attend. Any make-up will be at the teacher's discretion. Please review your class supply list prior to class and bring all items requested.

#100 -- Beginning Hand Piecing-- \$65

by Louise Georgia

This four-session class will take you through all the basics of hand piecing, including fabric selection. You will be making a table runner or wall hanging—your choice. Even if you have never held a needle or just need to learn the tricks to make it simple, this is the class to take. Suggested second class is #105 which covers hand quilting. B

Thursdays, October 6, 13, 20, 27—
6:00 pm – 8:00 pm

#101 -- Beginning Machine Piecing -- \$70

by Shirley Plegge

This six-session class will cover everything you need to know to make your first quilt top. It will include fabric and tool selection, rotary cutting, machine piecing, assembling your quilt top, and adding borders. Suggested second class is #114 Basic Machine Quilting. B

Mondays, October 17, 24, 31 November 7, 14 & 21 -- 10:30 am – 12:30

Or Tuesdays, October 18, 25, November 1, 8, 15 & 22 – 6:00 pm – 8:00 pm

#105 – Traditional Hand Quilting -- \$21

by Marilyn Donovan

If you have ever wanted to create an heirloom quilt or just relax and do hand work, come learn how to do a beautiful quilting stitch, how to layer, mark, and quilt a small sample. Tools of the trade will be covered. Marilyn will teach you to quilt without a frame or a hoop. B

Thursday, November 10 – 6:00 pm – 8:00 pm

#112 – Introduction to Hand Appliqué-- \$60

by Marilyn Donovan

Learn the basic skills and techniques of needleturn hand appliqué, including preparation of appliqué shapes using freezer paper and templates, marking for needle-turn appliqué, reverse appliqué, appropriate hand appliqué stitches, techniques for sharp inner and outer points, and techniques for making bias stems and circles. B

Sundays, October 9, 16 & 23 – 1:00 pm – 4:00 pm

#114 -- Basic Machine Quilting -- \$40

by Marsha Bray

Using a practice muslin “quilt,” we will learn the basics of machine quilting. We will cover basting, marking, anchoring, stitching in the ditch, and straight line quilting designs with a walking foot. B

Saturday, October 22 – 10:30 am - 3:30 pm

#116 -- Beginning Free Motion Quilting -- \$25

by Marsha Bray

Using a practice muslin “quilt,” we will learn the basics of free motion machine quilting. With a darning foot, we'll practice stippling and other simple filler patterns. We'll practice quilting a marked design. Then we'll learn about threads, tension, tools, and techniques to improve your quilting. Pre-requisite class is #114 B

Saturday, December 3 – 1:00 pm - 4:00 pm

To see any picture in color, go to our website and open the newsletter by clicking on “newsletter” on the sidebar.

Key to class difficulty level—B— Beginner—No quilting experience; AB— Advanced beginner—Has made at least one to three quilt tops; I — Intermediate— Has made several quilts; A — Advanced— Has made many quilts of increasing difficulty

Classes, Classes, Classes

#118 – Color Workshop -- \$25

by Louise Georgia

Explore color in a very special and open atmosphere. We won't be using a color wheel or technical tools. We'll just expand our eye to color and what we like and why.

This class is a prerequisite for East Quilts West (#121).

Saturday, October 8 – 8:30 am – 10:00 am

#121 -- East Quilts West -- \$7.00 each class

by Louise Georgia

Learn to expand your horizons by making a block each month that allows you to try new colors, patterns and designs. In class we will discuss what colors and patterns work well together but which are not predictable. East Quilts West by Kumiko Sudo is used in the class. The color workshop (#118) is a requirement before taking this class AB

Thursday, September 1, October 6, November 3 - 10:00 am - 12:00
OR Saturday, September 3, October 1, November 5– 10:00 am – 12:00 pm

#128--- Painless Paper Piecing -- \$25

by Marsha Bray

Would you like to have perfect points and precise lines? You can do it with paper piecing. This freezer paper method makes it very easy! Machine required. AB
Friday, September 23 – 10:30 am – 1:30 pm

#130 -- Basic Machine Appliqué -- \$25

by Marsha Bray

Do you like the look of appliqué but don't like to do hand work or just want it fast? Try quick and easy machine appliqué. In this class you'll learn the technique that you can then apply to any appliqué project. Requires a sewing machine with an adjustable zigzag stitch. AB

Wednesday, September 21 – 1:30 pm – 4:00 pm

#150 –Intermediate Hand Piecing - \$7 per month

by Louise Georgia

Do you love that you have learned to hand piece but would like to refine your skills even more?

Louise will help you learn to get the perfect results that you seek while making a quilt that is 68" x 84". The size can be varied by altering the layout. It will take 12 months to complete the blocks and another month to put it together. Held every 4th Wednesday. AB
Wednesdays, September 28, October 26, November 23 – 2:30 pm – 4:00 pm

#155 -- Freezer Paper Appliqué -- \$21

by Louise Georgia

Learn Louise's freezer paper appliqué technique. The class will also cover her favorite notions for appliqué as well as her stitching technique. B

Thursday, November 3 – 1:00 pm – 3:00 pm

#210 – The T-Shirt Quilt-- \$25

by Trudy Johnson

What do you do with all of those T-shirts? Create a one-of-a-kind, heirloom-quality quilt from your loved one's shirt collection. Trudy will guide you through it! B

Saturday, October 29 -- 10:30 am – 1:30 pm



#310 – Piping Your Binding-- \$25

by Candy Grisham

Learn the technique to add that tiny piping to the binding of your quilts. It is a special touch that adds just the bit of color and flair. We will use the Grooving' Piping Trimming Tool by Susan Cleveland. Purchase of the tool is required. In class, you will produce a sample and instruction can be used for any quilt project. AB

Wednesday, November 16 – 6:00 pm – 9:00 pm

#325 – Uekibachi Quilt -- \$25

by Eunice Porvaznik

Join Eunice to make this lovely Asian inspired wall hanging featuring dimensional design and bead elements. Your quilt will be uniquely yours! I

Sunday, November 6 – 12:30 pm – 3:30 pm

Classes, Classes, Classes

#335 –Seasonal Table Runners-- \$21 first class, \$10 each additional classes

by Eunice Porvaznik

Dress up your table throughout the year with these calendar table runners. Super simple piecing and machine appliqué make them quick and easy. Pattern purchase required. AB

Saturdays, September 17, October 15, November 19 – 1:00 pm – 3:00 pm

#345 – Modern Dresden Plate -- \$40.00

by Candy Grisham

A modern update for making a variety of Dresden plate designs using a single template. The class will cover 4 different variations of edge finishes. Size variations are endless. You will learn to sew the plates by machine and mix and match your edge finishes if desired. Designed to be a technique class, letting you determine how many plates, what sizes and finishes and layout you desire. Template required.



Intermediate

Intermediate

Wednesdays, October 5 & 19 – 1:00 pm – 4:00 pm

#355 – Kaleidoscope -- \$40

by Marsha Bray

Create a spectacular kaleidoscope quilt with Ricky's unique strip-piecing method for making a multi-faceted pattern. You'll see impressive and intricate results

from
ple
of



sim-
sets

strips; it's foolproof with little need for pre-planning. The beauty lies in the unpredictability of how the fabric unfolds - just like a real kaleidoscope! Book purchase required. I

Saturday, October 8 – 10:30 am – 3:30 pm

#365 – Bali Stars -- \$25

by Marsha Bray

If you've fallen in love with Bali Pops and don't know what to do with them, here is the perfect solution. We will be making the gorgeous cover quilt featured on the book "Scrap-Basket Surprises" by Kim Brackett. "Bali Star" is cleverly pieced and based on 2

½" strips!! You must also buy the book, but this is a rich book with many other patterns you will want to use. AB

Friday, October 14 – 10:30 am – 1:30 pm



#375 – Cathedral Window -- \$25

by Jamie Mueller

In this class you will learn the Cathedral Windows technique using your sewing machine (if you are interested in learning how to do it by hand let me know and I can

show you that as well). I will take you step by step to make Cathedral Windows using folding techniques with some tricks along the way to make it easier! B
Saturday, October 21 – 10:30 am – 1:30 pm




#385 – Radiant

Sun -- \$40

by Janet Singer

Just see how the Radiant Sun glows in this fun pattern by Cara Gulati! Make this incredible looking quilt.

It's easy to sew these 10" blocks of only 5 curved pieces each. 48 blocks make a quilt about 68" x 88". Pattern purchase required. I
Saturday, November 12 – 10:30 am – 3:30 pm



#375 – Blooming 9-Patch -- \$40

by Tracy Back

This quilt design looks complicated, but it is actually simple to make. Alternating nine patches and plain squares set on point make this dazzling effect. The fabric selection is the most important part of this quilt; oriental fabrics make it stunning! You control the size based on the number of fabrics and the border. Makes a beautiful heirloom! AB

Friday, November 11 - 10:30 am - 3:30 pm

Michael Miller Clubhouse—Join now!

The Quilted Fox is bringing you this very special project from Michael Miller Fabrics and Swirly Girls Design. With the sophisticated fabric design by Michael Miller and the innovative quilt design by the Swirly Girls, you'll be excited to sign up for 12 months of fun.

All of this great fabric and good fun is yours for \$20.00 per month. Call us now to sign up at 314-993-1181.

Clubs meet monthly on the 2nd Wednesday from 1:00 to 2:00 pm or the 3rd Saturday from 10:00 to 11:00 am.

If you don't live locally, call us to sign up and we'll mail your monthly pattern, fabric and special bonus projects. 1-877-993-1181 toll free.



Fox in Provence

Our new block-of-the-month started in August and is now **SOLD OUT!!!** If you weren't able to join, we hope you'll join us next year!



Groups

1st & 3rd Saturday Groups

Mark your calendar to attend: September 3 & 17; October 1 & 15; November 5 & 19. *The Fox Visits Provence* started in August. We have 110 spaces available in the group. We'll take sign-ups until they are all filled!

Michael Miller Clubhouse

Wednesdays, September 14, October 12 & November 9 from 1:00 to 2:00 pm or Saturdays, September 17, October 15 & November 19 from 10:00 to 11:00.



Sit and Sew

Meets 1:00—2:00 pm on the fourth Wednesday of each month—September 28, October 26 & November 23. This free club is designed for those of you who like to get together and socialize. It doesn't matter if you are hand piecing, hand appliquéing or other hand sewing. Please drop in and visit with us.

Mystery Quilt



We have a new mystery quilt starting in October. You can pick up the first clue on October 1. Join the fun and see if you can solve the mystery!

Quilt Shows

The 16th Biennial Quintessential Quilt 2011 Exhibit


October 2 - 28, 2011

<http://www.circleinthesquare.org/quiltshow.htm>

"UFO's Are Us"

Friday Night Retreats!
Come and sew or shop from 6:00 to mid-night

Fridays:
September 30
October 28
November 25



Never have enough time to get everything done? Can't get to retreat? Come for a mini-retreat and sew with us. We'll provide the sewing space. You provide the projects, additional snacks if you want, and good company. It's only \$5! Advance registration is required to stay and sew. Space is limited.

Just want to shop? No registration or fee is needed. Just stop in anytime from 6:00 to midnight to shop. Staff will be there to help you.

New Kits at The Quilted Fox



Reflections of Winter

\$129.95

Finishes 64.5" x 64.5". Foundation paper piecing as well as traditional piecing is used to construct the blocks for this quilt. Our kit contains 8 different fabrics for the blocks, borders, and binding and the book *Quilts of the Winter Solstice* by Jason Yenter. We'll be happy to help you choose a backing.



Tree of Life

\$44.95

Finishes 42" x 60". All fabric and center panel are included to make the quilt top and binding. This kit is quick and easy and makes a quick gift.



Crane Paradise

\$89.95

Finishes 62" x 72" Denise Russart's latest design for Hoffman California Fabrics, is now available as a kit. The fabrics are from the Hanako's Treasures Fabric Collection. The kit includes all fabrics for the top and the pattern to make a green and beige quilt

Marsha's Favorite Notions

This is a new series that features the favorite notions of each staff member. Marsha Bray picked these.

#1-Clover Patchwork 5-1/4-Inch Small Scissors

Marsha loves these little scissors. The serrated blades grip those little bits of appliqué fabric or patchwork pieces and cuts them smoothly and cleanly. They are comfortable to her hand too!

Fabulous!

\$23.00



#2-Bulk Pak Rotary Blades

These are one of Marsha's favorites because of the great price. The 18mm small size of blades are 10 in a pack for \$15.60. The 45mm medium blades are 5 in a pack for \$22.95 and the 60mm large blades are 5 in a pack for \$26.95. These are top quality and at these prices, you can change your blade more frequently!



#3—Clover Desk Needle Threader

When your eyes start to get a little less sharp or you start using those really tiny needles, this is an essential item. Marsha won't sew without one. It's the best needle threader ever! Come in for a demo soon!


\$14.95

Nifty Notion of the Month—Monthly Specials

September

Electric Quilt 7 Upgrade

Users upgrading from EQ6 will feel right at home. This uses the same friendly interface, plus loads of new user-requested features. EQ7 will do everything EQ6 did, and so much more! There are tons of new features we think EQ6 users will love. **Regularly \$89.95, but 20% off in September.**



October

King Tut Egyptian Cotton Thread

Nature's finest thread. Low-lint #40/3 extra-long staple real Egyptian cotton. 500 yds per spool. Fabulous variegated colors. **Regularly \$7.99 each but 20% off in October. Limit of 2 spools per customer.**



November

Clover Protect & Grip Thimble

This offer the perfect combination of soft, elastic material with the safety of a metal thimble cap. The scallop design offers breathability, keeping your finger cool. Its excellent elasticity helps the thimble form naturally to your fingertip for a light fit. Comes in 3 sizes.



Regularly \$8.95 but 20% off in November.

***For all nifty notions, quantities may be limited. Offer valid while stock lasts.

Pere Marquette Retreat

**Now Sold out —
See you next year!**

**November 7, 8 & 9 at
Pere Marquette Lodge**

7th Annual Fat Quarter Flash

**Saturday, August 27
10 am — 4:30 pm
Sunday, August 28
Noon—4:00 pm**



It's the annual fat quarter flash days! Come in and receive a fat quarter and **one chance to win a 20% discount for a whole year!**

For each \$10 you spend in merchandise, receive an additional chance to win the 20% discount for a year!

The Quilted Fox on the Internet

Do you have a blog? Do you like The Quilted Fox? If your answers are yes, we now have a widget that you can add to your blog to share The Quilted Fox with your blog readers. You'll find it at <http://www.quiltedfox.com/widget.htm>



Are you on Facebook?

Search for The Quilted Fox and click on the like button to add The Quilted Fox to your friends list. Or go to www.quiltedfox.com and click on the Facebook icon. We share photos of new fabric and things that are happening at the shop. We would love to have you "like" us!



The Quilted Fox
10403 Clayton Road
St. Louis, MO 63131
www.quiltedfox.com
Phone: 314-993-1181
Fax: 314-993-6974
Email: info@quiltedfox.com

Time Dated Material

Our newsletters are mailed 4 times per year. Our mailing list is for our use only and is not sold to other companies. Please help us keep it current.

- Yes, my name and address are correct.
- I've moved. Please correct my address as noted.
- Save resources. Please remove me from the mailing list.

Email us and let us know!
info@quilted fox.com

Shop Hours

Mon. & Wed.-10 am- 5 pm
Tues. & Thurs.-10 am-6:30
Fri. & Sat.-10 am-4:30 pm
Sun. 12 noon—4:00 pm

**Remember, we are happy to mail order
if it serves your needs!**

Clear the Small Bolt Sale!!!!!!
November 11, 12 & 13
Friday & Saturday: 10:00—4:30
Sunday: 12:00—4:00



The shelves are crowded with new fabric and we want to make room for more!

We're having a sale! Any bolt with 3.5 yards or less on it is 20% off,
if you empty the bolt!!