



THE QUILTED FOX

www.quiltedfox.com December 2009/January/February 2010 314-993-1181

10403 Clayton Road
St. Louis, MO 63131
Phone: 314-993-1181
Toll Free — 877-993-1181— Fax 314-993-6974
Louise Georgia —
Owner


**SELECTED AS ONE OF THE TOP TEN FEATURED SHOPS
2001 QUILT SAMPLER MAGAZINE
BY BETTER HOMES AND GARDENS**

Dear Friends

If it rains one more day, I think we should all get out our tool belts and start making our boat. I planted some new trees in my yard and was told to not let them go into the winter dry. I guess I got that task done! Thank heavens I can come into the shop and just look at all the beautiful fabrics. I am writing this in October; I hope, when you are reading it, the rain hasn't all turned to snow.

On Super Bowl Sunday, February 7th, we are doing something different this

year. Besides the sale (our best of the year), we plan to have a mystery project for the first 6 people who sign up in advance. You will bring your sewing machine and work with us throughout the day from 11-7. We will have a kit for you so all you have to do is show up with your sewing supplies. Of course, the project will have *The Quilted Fox* look to it. Now don't try to get me to reveal what it will look like! It is a mystery, you know. We'll provide the lighting, heating, sewing space, staff and most of all, the



fun of working with your fellow quilters. You might want to get a group of your friends together for this event. This is the time of the year I always want to remind you to take some time out for yourself. We do so much for others and sometimes we neglect ourselves.

Louise and her Terrific Staff

Important Dates

- November 14 & 15— Clear the Small Bolt Sale
- November 26— Thanksgiving Day— Closed
- December 1-31—Pick up Coupon Books
- December 12 & 13— Holiday Sale Days
- December 24—Closed at noon
- December 25— Closed
- New Year's Eve— Closed at noon.
- New Year's Day— Closed
- February 7—Super Bowl Sale Day
- March 25-28—Shop Hop
- April 21-24—Paducah Buses
- May 28-31—Todd Hall Retreat

Inside this issue:

Classes	2-4
UFO Nights	5
Groups	5
Quilt Retreats	5
Holiday Kit Sale	5
Paducah Bus Trip	6
Holiday Gifts	6
Super Bowl Sunday	6
Announcements	7
Nifty Notion of the Month	7
Coupon Book	7

Holiday Sale Days!!!!

Saturday, December 12

Sunday, December 13

Holiday fabric on sale!

See the new class samples!

Pick up your coupon book!

Gift Ideas: Gift certificates are always available and are our most popular gift! We also have silver thimbles, silver thimble holders, pendant thread cutters, decorative wooden needle cases, charms, Roxanne thimbles, books, puzzles, mugs, fabric, calendars, fine scissors and more!



Classes, Classes, Classes

Class Policy — Register in person, by mail, or telephone using charge card, check or cash. All classes must be paid for in full upon registration. There are no refunds on classes unless we cancel the class. If you cancel 12 days in advance, you will be issued a store credit. If you can't make the class, send a friend. If we cancel a class, we'll let you know at least 24 hours in advance and you will receive store credit or a refund. Class supplies must be purchased before class. To help us keep the roof over your head during class, we would appreciate it if you would purchase your supplies at The Quilted Fox and we will give you a 10% discount for supplies purchased at registration. We cannot call to remind you of a class. Your registration receipt is your reminder. Also, the class you pay for is the class you must attend. Any make-up will be at the teacher's discretion. **To receive your class supply list in the mail, please include a stamped, self-addressed envelope.** Please review your class supply list prior to class and bring all items requested.

#100 -- Beginning Hand Piecing-- \$65

by Louise Georgia

This four-session class will take you through all the basics of hand piecing, including fabric selection. You will be making a table runner or wall hanging—your choice. Even if you have never held a needle or just need to learn the tricks to make it simple, this is the class to take. Suggested second class is #105 which covers hand quilting. B

Friday, January 8, 15, 22, 29 – 10:30 pm – 12:30 pm

#101 -- Beginning Machine Piecing -- \$65

by Shirley Plegge

This five-session class will cover everything you need to know to make your first quilt top. It will include fabric and tool selection, rotary cutting, machine piecing, assembling your quilt top and adding borders. Suggested second class is #114 Machine Quilting. B

Monday, February 1, 8, 15, 22, & March 1 -- 10:00 am – 12:00
Or Tuesday, February 2, 9, 16, 23, & March 2 – 6:00 pm– 8:00

#105 – Traditional Hand Quilting -- \$21

by Marilyn Donovan

If you have ever wanted to create an heirloom quilt or just relax and do hand work, come

learn how to do a beautiful quilting stitch, how to layer, mark and quilt a small sample. Tools of the trade will be covered. Marilyn will teach you to quilt without a frame or a hoop. B

Friday, February 12 – 10:30 am – 12:30 pm

#112 – Introduction to Hand Appliqué-- \$60

by Marilyn Donovan

Learn the basic skills and techniques of needleturn hand appliqué, including preparation of appliqué shapes using freezer paper and templates, marking for needle-turn appliqué, reverse appliqué, appropriate hand appliqué stitches, techniques for sharp inner and outer points, and techniques for making bias stems and circles. B

Sundays, February 21, 28, March 7 – 1:00 pm – 3:00 pm

#118 – Color Workshop -- \$25

by Louise Georgia

Explore color in a very special and open atmosphere. We won't be using a color wheel or technical tools. We'll just expand our eye to color and what we like and why. This class is a prerequisite for East Quilts West (#121). B

Saturday, January 9– 8:30 am – 10:00 am

#121 -- East Quilts West -- \$7.00 each class

by Louise Georgia

Learn to expand your horizons by making a block each month that allows you to try new colors, patterns and designs. In class we will discuss what colors and patterns work well together but which are not predictable.

East Quilts West by Kumiko Sudo is used in the class. The color workshop (#118) is a requirement before taking this class. AB

Thursdays, December 3, January 7, February 4-10:00 am - 12:00

OR Saturdays, December 5, January 2, February 6– 10:00 am – 12:00 pm

#128--- Beginning Paper Piecing -- \$25

by Marsha Bray

Would you like to have perfect points and precise lines? You can do it with paper piecing. This freezer paper method makes it very easy! Machine required. AB
Wednesday, February 24 – 6:00 pm – 9:00 pm

#130 -- Learn Machine Appliqué -- \$25

by Marsha Bray

Do you like the look of appliqué but don't like to do hand work or just want it fast? Try quick and

Classes, Classes, Classes

easy machine appliqué. In this class you'll learn the technique that you can then apply to any appliqué project. Requires a sewing machine with an adjustable zigzag stitch. AB
Sunday, January 17 – 12:30 pm – 3:30 pm

#145 –Intermediate Hand Piecing -- \$7 per month

by Louise Georgia

Do you love that you have learned to hand piece but would like to refine your skills even more? Louise will help you learn to get the perfect results that you seek while making a quilt that is 68" x 84". The size can be varied by altering the layout. It will take 12 months to complete the blocks and another month to put it together. What a good opportunity to learn while enjoying the company of the other students. Held every 4th Wednesday. AB

Wednesdays, December 23, January 27, February 24 – 2:30 pm – 4:00 pm

#155 -- Freezer Paper Appliqué -- \$21

by Louise Georgia

Learn Louise's freezer paper appliqué technique. The class will also cover her favorite notions for appliqué as well as her stitching technique. B
Friday, February 5 – 10:30 pm – 12:30 pm

#220 – Sampler Magic-- \$7 per class

by staff

Sampler Magic is a gorgeous design by Lori Smith. Join this

continuing class and work on this intricate but not too hard design. Louise made hers in French fabrics. What would you choose? In class, you'll have help choosing fabrics for each block, help with the directions (if you need it) and, most importantly, the encouragement to keep working on your quilt until you too can enjoy a finished quilt! (The class meets monthly on the 1st Tuesday) AB

Tuesdays, December 1, January 5, February 2-- 1:30 pm – 3:30 pm

Or Saturdays, December 19, January 16, February 20-- 10:30 pm – 12:30 pm

#310 – Block Carrier -- \$25

by Marsha Bray

Would you like a handy block carrier that you can use to roll your blocks so you don't have to fold them? Find out how easy it is! By the end of this class you'll have one made. You may want to make one for each project you have in the works! B

Saturday, January 9 - 10:30 am – 1:30 pm

#320 – Professional Tote -- \$45

by Marsha Bray

Who would not love to carry this tote on the train to work or school, with its perfect spots for a laptop, books and water bottle? Wouldn't it make a great carry-on for your trip with all the handy pockets? Gather all of your supplies and be ready to have fun and sew; you should finish this tote in class! Pattern purchase re-

quired. Homework before class. Intermediate level sewers!

Saturday, February 27 - 10:00 am – 4:30 pm



#330 –Changing Seasons Wall Hanging-- \$21 first class

by Eunice Porvaznik

Each month get together with Eunice and make a cute and clever paper pieced 12" block. You'll make each month's blocks in time to hang for the appropriate month. You'll love these charming little pictures! Some paper piecing knowledge would be helpful. After your first class, additional months are \$10 each. AB
Tuesdays, December 15, January 26, February 9 – 1:30 pm – 3:30 pm

#340 – Twirl Top and Pants -- \$40

by Marjorie Van Zile

This yummy pattern from Sew-Baby makes darling ruffled pants paired with a twirl top. The pattern includes sizes 1-4 years. Wouldn't your favorite little girl love a cute outfit? Pattern purchase required. AB



Tuesdays, February 16 & 23 – 10:30 am – 1:00 pm

Classes, Classes, Classes

#345 – For My Valentine -- \$30

by Jane Coons
Spend Valentine's Day making this heart warming valentine quilt. Choose your favorite fabrics and make this rotary cut and strip-pieced heart quilt. The quilt is about 63 x 70—a perfect size to cover the one you love. AB



Sunday, February 14 – 12:00 pm – 4:00 pm

#350 –Appliqué quilt-- \$7 each class

by Marilyn Donovan
Join Marilyn and polish your appliqué skills while making an heirloom appliqué quilt. The pattern is *Floral Delight: A Celebration of Appliqué* by Lori Smith. You'll make a block each month. This is a continuing class that meets each month. Some previous hand appliqué experience is needed. AB

Thursdays, December 3, January 7, February 4 - 1:00 pm - 3:00 pm

Or Saturdays, December 5, January 2, February 6 -- 12:30 pm – 2:30 pm

Or Thursdays, December 10, January 14, February 11 – 6:00 pm – 8:00 pm

#360 – Fractured Quilt -- \$25

by Candy Grisham
Make a fascinating design using fabric repeats and simple cutting and sewing, resulting

in a fractured fabric piece. This can be used for small designs or large panels. This is an interesting way to add some zing and make a fun art quilt!

Saturday, February 20 – 1:30 pm – 4:30 pm

#365 – Feathered Quilting Designs -- \$21


by Candy Grisham
Do you love feathered quilting designs? Candy will teach you to design your own to fill spaces and borders. You'll draw free form feathers for free motion quilting.



(Must have free motion quilting experience). I
Thursday, January 21 – 6:00 pm – 8:00 pm

#370 – Strips & Curves -- \$40

by Tracy Back
What happens when you combine the classic Drunkard's Path block with strip piecing? You have lots of fun making a complicated looking quilt that is really much easier than it looks! AB




Saturday, February 13 – 10:30 am – 3:30 pm

#375 – Blooming 9-Patch -- \$40

by Tracy Back
This quilt design looks complicated, but it is actually simple to make. Alternating nine patches and plain squares set on point make this dazzling effect. The fabric selection is the most important part of this quilt; oriental fabrics make it stunning! You control the size based on the number of fabrics and the border. Makes a beautiful heirloom! AB
Saturday, January 23 - 10:30 am - 3:30 pm

#385 – Ficklesticks -- \$25

by Jan Whitney
Make jewelry, bowls, baskets, toys, hair decorations, buttons and more out of fabric strips and wire. It's easy, fast and fun with lots of great gift potential. Come play with Jan and learn this fabulous technique. B
Saturday, January 16 – 1:30 pm – 4:30 pm



Key to class difficulty level—

B— Beginner—No quilting experience AB— Advanced beginner—Has made at least one to three quilt tops

I — Intermediate— Has made several quilts

A — Advanced— Has made many quilts of increasing difficulty

Holiday Kit Sale

Pick up one of these holiday themed kits at 40% off and enjoy it for many years! Designed by Lynette Jensen for Thimbleberries by RJR Fabrics. Each kit includes the center panel, borders and binding. Finished quilt tops measure about 44" square. **On sale for only \$15.90 (Originally \$26.50) while quantities last.**

St. Nick



Snow Birds



Also Sweet Dreams on sale.

Annual Todd Hall Spring Retreat

Join other quilters for a time of relaxation, socializing and sharing at our quilting retreat at convenient and beautiful Todd Hall. Leave your kids, husband, work

worries, and cooking behind and pamper yourself with undisturbed quilting time in a group. Do your own thing or do a mystery quilt. It's your choice!

**Make your reservation now!
May 28— 31, 2010**

Groups

1st & 3rd Saturday Groups
Mark your calendar to attend: December 5 & 19; January 2 & 16; February 6 & 20

Sit and Sew

Meets 1:00—3:00 pm the second and fourth Wednesday of each month—December 9 & 23; January 13 & 27; February 10 & 24. This free club is designed especially for those of you who like to get together and socialize. It doesn't matter if you are hand piecing, hand appliquéing or other hand sewing. Please drop in and visit with us.



“Did you know?”

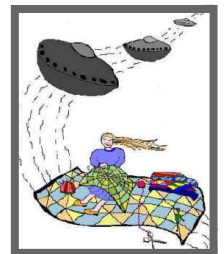
The Quilted Fox carries the Azize Elnapress. Consider this: would you ever wash a whole load of laundry by hand? Not since washing machines were invented...

After using the Elnapress for one week, you'll feel the same way about ironing! It makes ironing sooooo easy! Isn't it time to make your life easier?
Only \$299!!!



“UFO’s Are Us”

**Friday Night Retreats!
Come and sew or shop from 6:00 to midnight**



Fridays: December 18, January 22 & February 26

Never have enough time to get everything done? Can't get to retreat? Come for a mini-retreat and sew with us. We'll provide the sewing space. You provide the projects, additional snacks if you want, and good company. It's only \$5! Advance registration is required to stay and sew. Space is limited.

Just want to shop? No registration or fee is needed. Just stop in anytime from 6:00 to midnight to shop.

Bus Trip to AQS in Paducah

*Travel with
The Quilted Fox
to the AQS Quilt Show
April 21 – 24, 2010*

Paducah is a Mecca for quilters and quilt enthusiasts during the American Quilter's Society Annual Quilt Show & Contest each April.

**We'll have a bus
each day. Sign up
now to hold
your seat!**



- 400 beautiful quilts in the AQS Quilt Contest from across the U.S. and around the world
- 400 vendor booths
- 100+ classes, lectures, and special events
- Special quilt exhibits including:
- Winning Quilts from the 2010 AQS Quilt Show & Contest – Lancaster
- Quilts by Kaffe Fassett
- Winners from the 2009 AQS/Hobbs Bonded Fibers Fashion Show
- 2010 AQS Landscape Quilt Contest
- 2010 Pilgrim/Roy Challenge
- Visit the Quilt Museum



Think Quilted Fox for Holiday Gifts

Don't forget to—
Make your holiday shopping list and bring it to us. We'll keep it on file for you. You can send your kids, your spouse and your mother as well as Great Aunt Matilda to see us. We'll show them what you put on your list, and you'll get the items you

really want this year!!!! Or just send them all in and tell them to ask for a gift certificate! It's guaranteed to fit and then you can pick out exactly what you want.



Free Classes

Our free class series will resume in March. Watch for these great classes for quick and easy projects to jump start your holiday gift production and spread it out over the whole year.

Super Bowl Sunday Sale and Sew-In Day!


February 7
11:00 am-4:00 pm
**100's of
fabrics on sale**
Some samples and
books on sale
**Mark your calendar
now!**



**New for
2010**

Join us to sew for the day (11 am -7pm). We'll have a very special Quilted Fox kit for you to sew up. Come and let us surprise you with a mystery

quilt especially for Super Bowl Sunday. Don't wait to sign-up because space is limited and you won't want to miss this special project.



Nifty Notion of the Month

December

Award-Winning Quilts 2010 Calendar Featuring Quilts from the International Quilt Association

Bask in the beauty of extraordinary quilts throughout the year! The international talent represented in these stunning photos is astonishing. Perfect for gift giving—with 13 distinctive quilt photographs—this is no ordinary calendar.



Regularly \$12.99, but 20% off in December.

January

Texture Magic

Steam-activated shrinking fabric. Simply sew Texture Magic to the back of your fabric, apply steam, and the fabric magically shrinks approximately 30%, creating a beautiful textured effect. **Regularly \$11.99, but 20% off in January.**



February

Stack 'N Store Bobbin Tower

Keep your bobbins organized! This innovative tool neatly organizes up to 30 bobbins. It can hold any type of bobbin and secures threads -- no more tangles! Conveniently see all your thread colors at a glance.



Regularly \$10.95—\$14.95, but 20% off in February.

***For all nifty notions, quantities may be limited. Offer valid while stock lasts.

Quilted Fox Annual Coupon Book

In December we will have **a gift for all of you** in appreciation for being our customer! Stop in and pick up your 2010 coupon book. For each month in 2010, there will be a

coupon for you to use that will feature something different.

It must be picked up in December!



Announcements

Individual Instruction is Available

Do you want to learn a technique but there isn't currently a class? Do you want to make a project, but can't figure out the directions? Do you want to take a class but it's not offered at a good time for you? You can arrange individual instruction for a reasonable fee at a time that works for you.

Collaborative Quilting Group

Are you interested in being a part of a group based on the book *Collaborative Quilting* by Freddie Moran and Gwen Marston? The group would make and exchange blocks from the book. If you are interested call or email us and we'll put you on the list. If there are enough people interested, we'll have an organizational meeting and launch the group.

Save The Dates!!!

Shop Hop

March 25 — 28, 2010

Bits 'n' Pieces Quilt Show

March 20-21, 2010



The Quilted Fox
10403 Clayton Road
St. Louis, MO 63131
www.quiltedfox.com
Phone: 314-993-1181
Fax: 314-993-6974
Email: info@quiltedfox.com

Time Dated Material

Our newsletters are mailed 4 times per year. Our mailing list is for our use only and is not sold to other companies. Please help us keep it current.

- Yes, my name and address are correct.
- I've moved. Please correct my address as noted.
- Save resources. Please remove me from the mailing list. ' Email us and let us know!

**Remember, we are happy to mail order
if it serves your needs!**

Class Policy — Register in person, by mail, or telephone using charge card, check or cash. All classes must be paid for in full upon registration. There are no refunds on classes. If you cancel 12 days in advance, you will be issued a store credit. If you can't make the class, send a friend. If we cancel a class, we'll let you know at least 24 hours in advance and you will receive store credit or a refund. Class supplies must be purchased before class. To help us keep the roof over your head during class, we would appreciate it if you would purchase your supplies at The Quilted Fox and we will give you a 10% discount for supplies purchased at registration. We cannot call to remind you of a class. Your registration receipt is your reminder. Also, the class you pay for is the class you must attend. Any make-up will be at the teacher's discretion. **To receive your class supply list in the mail, please include a stamped, self-addressed envelope.** Please review your class supply list prior to class and bring all items requested.

The Quilted Fox Class Registration Form

December 2009/January/February 2010

Name:

Address:

Phone Number: Day _____ Night _____

Name of Class (es):

Class Request

- No children please.
- Please be on time.
- Remember your sewing machine and all requested class supplies.
- Make sure your machine is in good working order.
- If your class lasts through lunch time, feel free to bring a lunch. We have a refrigerator.
- If you don't want to bring your machine, reserve one of ours .

Shop Hours

Mon. & Wed.-10 am- 5 pm
Tues. & Thurs.-10 am-6:30
Fri. & Sat.-10 am-4:30 pm
Sun. 12 noon—4:00 pm