

THE QUILTED FOX

www.quiltedfox.com March/April/May 2011 314-993-1181

10403 Clayton Road
St. Louis, MO 63131
Phone: 314-993-1181
Toll Free — 877-993-1181— Fax 314-993-6974
Louise Georgia —
Owner

**SELECTED AS ONE OF THE TOP TEN FEATURED SHOPS
2001 QUILT SAMPLER MAGAZINE
BY BETTER HOMES AND GARDENS**


Dear Friends

Dear Friends,

As most of you know by now, I got my six quilts done for my grandchildren and it was the best Christmas ever. They all gave me the proper response and made me feel special that I had gotten them made for them. What my family didn't know was that I had 28 shirts that I had saved that were my husband's. My son had suggested several years ago that he would love to have a pillow or something that would be made with Dad's shirts. It took me three years to get started on the project. I made very simple lap quilts and incorporated

some pictures with them. Needless to say, they were well received.

My sister-in-law was going through some tough times with a grown child of hers who has some real health problems. I sent her (my sister in law) a small quilt to let her know that I was thinking of her at this difficult time. The reason I mention this, is that it is so nice to have quilts to give, whether planned or not. They are received with such joy. Just remember to always make a label to let them know just how special it is for them. I have found that it is easier to let someone know your feelings



with a quilt than with words. I hope your quilts find their special homes, and that you know the joy I have had in sharing with others. How lucky we are that we have a tangible way of showing our feelings.

Happy quilting and always take a little time out for yourself.

Louise and her more than terrific staff

Important Dates

- March 25—UFO night
- March 31-April 3—Shop Hop
- April 13 or 16—Michael Miller Clubhouse
- April 22—UFO night
- April 27-30 — Paducah Bus Trip
- May 7—Disappearing 9-Patch Planning Meeting
- May 11 or 21—Michael Miller Clubhouse
- May 27—UFO night
- May 27-30—Todd Hall Spring Retreat
- June 11—Disappearing 9-Patch Block Due Date

Inside this issue:

Classes	2-4
UFO Nights	5
Groups	5
Elna Sale	5
Shop Hop	6
9-Patch Exchange	6
New Web Page	6
New Products	7
Todd Hall Retreat	7
Nifty Notion of the Month	7
Michael Miller Clubhouse	Back

Bus Trip to AQS in Paducah

*Travel with The Quilted Fox
to the AQS Quilt Show
April 27 – 30, 2011*

Buses travel daily from The Quilted Fox or join the bus at the mall in Fairview Heights. Don't miss the opportunity to:

- See 400+ beautiful quilts in the AQS Quilt Contest from across the U.S. and around the world.
- Visit 400+ vendor booths
- Visit the Quilt Museum

Book now to hold your seat. The buses fill quickly! It's still only \$46 per person.



Classes, Classes, Classes

Class Policy — Register in person, by mail, or telephone using charge card, check or cash. All classes must be paid for in full upon registration. There are no refunds on classes unless we cancel the class. If you cancel 12 days in advance, you will be issued a store credit. If you can't make the class, send a friend. If we cancel a class, we'll let you know at least 24 hours in advance and you will receive store credit or a refund. Class supplies must be purchased before class. To help us keep the roof over your head during class, we would appreciate it if you would purchase your supplies at The Quilted Fox and we will give you a 10% discount for supplies purchased at registration. We cannot call to remind you of a class. Your registration receipt is your reminder. Also, the class you pay for is the class you must attend. Any make-up will be at the teacher's discretion. Please review your class supply list prior to class and bring all items requested.

#100 -- Beginning Hand Piecing-- \$65

by Louise Georgia

This four-session class will take you through all the basics of hand piecing, including fabric selection. You will be making a table runner or wall hanging—your choice. Even if you have never held a needle or just need to learn the tricks to make it simple, this is the class to take. Suggested second class is #105 which covers hand quilting. B Wednesdays, March 30, April 6, 13, & 20— 10:30 am – 12:30 pm

#101 -- Beginning Machine Piecing -- \$70

by Shirley Plegge

This six-session class will cover everything you need to know to make your first quilt top. It will include fabric and tool selection, rotary cutting, machine piecing, assembling your quilt top and adding borders. Suggested second class is #114 Basic Machine Quilting. B

Monday, April 18, 25, May 2, 9, 16, & 23 -- 10:00 am – 12:00
Or Sunday, May 15, 22, June 5 & 12 – 12:30 pm – 3:30 pm

#105 -- Traditional Hand Quilting -- \$21

by Marilyn Donovan

If you have ever wanted to create an heirloom quilt or just relax

and do hand work, come learn how to do a beautiful quilting stitch, how to layer, mark and quilt a small sample. Tools of the trade will be covered.

Marilyn will teach you to quilt without a frame or a hoop. B Thursday, May 12 – 6:00 pm – 8:00 pm

#112 -- Introduction to Hand Appliqué-- \$60

by Marilyn Donovan

Learn the basic skills and techniques of needleturn hand appliqué, including preparation of appliqué shapes using freezer paper and templates, marking for needle-turn appliqué, reverse appliqué, appropriate hand appliqué stitches, techniques for sharp inner and outer points, and techniques for making bias stems and circles. B Sundays, April 3, 17, May 1 – 2:00 pm – 4:00 pm

#114 -- Basic Machine Quilting - \$30

by Marsha Bray

Using a practice muslin “quilt,” we will learn the basics of machine quilting. We will cover basting, marking, anchoring, stitching in the ditch, and straight line quilting designs with a walking foot. B Friday, April 15 – 10:30 am – 2:30 pm

#116 -- Beginning Free Motion Quilting -- \$25

by Marsha Bray

Using a practice muslin “quilt,” we will learn the basics of free motion machine quilting. With a darning foot, we'll practice stippling and other simple filler patterns. We'll practice quilting a marked design. Then we'll learn about threads, tension, tools and techniques to improve your quilting. Pre-requisite class is #114 B Wednesday, May 25 – 6:00 pm - 9:00 pm

#118 -- Color Workshop -- \$25

by Louise Georgia

Explore color in a very special and open atmosphere. We won't be using a color wheel or technical tools. We'll just expand our eye to color and what we like and why. This class is a prerequisite for East Quilts West (#121). B Saturday, April 9 – 8:30 am – 10:00 am

#121 -- East Quilts West -- \$7.00 each class

by Louise Georgia

Learn to expand your horizons by making a block each month that allows you to try new colors, patterns and designs. In class we will discuss what colors and patterns work well together but which are not predictable. East Quilts West by Kumiko Sudo is used in the

To see any picture in color, go to our website and open the newsletter by clicking on “newsletter” on the sidebar.

Key to class difficulty level—B— Beginner—No quilting experience; AB— Advanced beginner—Has made at least one to three quilt tops; I — Intermediate— Has made several quilts; A — Advanced— Has made many quilts of increasing difficulty

Classes, Classes, Classes

class. The color workshop (#118) is a requirement before taking this class. No Class in March or May. AB

Thursday, April 7 - 10:00 am - 12:00

OR Saturday, April 2 - 10:00 am - 12:00 pm

#128--- Painless Paper Piecing -- \$25

by Marsha Bray

Would you like to have perfect points and precise lines? You can do it with paper piecing. This freezer paper method makes it very easy! Machine required. AB

Wednesday, April 20 - 6:00 pm - 9:00 pm

#130 -- Basic Machine Appliqué -- \$25

by Marsha Bray

Do you like the look of appliqué but don't like to do hand work or just want it fast? Try quick and easy machine appliqué. In this class you'll learn the technique that you can then apply to any appliqué project. Requires a sewing machine with an adjustable zigzag stitch. AB

Wednesday, May 18 - 6:00 pm - 9:00 pm

#135 -- Curved Seam Piecing -- \$21

by Marsha Bray

Many quilters choose patterns that do not involve curved piecing simply because they are afraid that piecing curves is difficult to do. Once you have mastered curved seams, you will find there are many beautiful traditional block patterns available that include curved piecing. Examples are Double Wedding Ring, Drunkards Path, Apple

Core, Glorified Nine Patch, Robbing Peter to Pay Paul, and Winding Ways. Come learn the tricks of curved seams and lose your fear! AB

Saturday, May 7 - 11:30 pm - 1:30 pm

#145 --Advanced Hand Piecing: Exploring Circle Blocks -- \$7 per month

by Marsha Bray

If you have some experience with hand piecing and love it, this is the class for you. We'll make a different 16" circle block each month. Come and join us to learn the pattern, compare fabric choices, learn tips to make it easier and enjoy the monthly show and tell. Class meets monthly throughout the year. (Note Saturday date change in March)

Mondays, March 7, April 4, May 2 -- 1:00 pm - 2:00 pm

or Saturday, March 12, April 2, May 7 -- 2:30 pm-3:30 pm

#150 --Intermediate Hand Piecing -- \$7 per month

by Louise Georgia

Do you love that you have learned to hand piece but would like to refine your skills even more? Louise will help you learn to get the perfect results that you seek while making a quilt that is 68" x 84". The size can be varied by altering the layout. It will take 12 months to complete the blocks and another month to put it together. What a good opportunity to learn while enjoying the company of the other students. Held every 4th Wednesday. AB

Wednesdays, March 23, April 22, May 25 - 2:30 pm - 4:00 pm

#155 -- Freezer Paper Appliqué -- \$21

by Louise Georgia

Learn Louise's freezer paper appliqué technique. The class will also cover her favorite notions for appliqué as well as her stitching technique. B

Saturday, April 9 - 10:30 am - 12:30 pm

#225 - Borders and Bindings - \$21

by Candy Grisham

Have you wanted to learn how to measure and attach borders without ripples and how to do straight or bias bindings? This will be a technique class and you will go home with samples and written instruction for: straight borders, mitered corners, straight and bias bindings and finishing bindings. Candy will also demonstrate more advanced finishes. In addition, extra time has been added on to finish some of your own borders or bindings after the class time. B

Sunday, April 10 - 1:00 pm - 3:00 pm

#260 - Mastering the Art of Precision Piecing -- \$25

by Tracy Back

Take your piecing to the next level. Learn techniques to enhance your accuracy, make points perfect and all seams match. AB

Saturday, April 9 - 1:30 pm - 4:30 pm

Classes, Classes, Classes

#310 – Embroidered Appliqué--\$25

by Suzanne Marshall

What a difference embroidery makes when it is added to appliqué! See examples of appliqué with embroidery--then needleturn appliqué a small bunny. Individual help will be given as needed with perfect curves, sharp points and smooth edges. Then add embroidery and admire the impact!

Wednesday, April 6 -- 1:30 pm - 3:30 pm

#335 –Seasonal Table Runners -- \$21 first class, \$10 each additional classes

By Eunice Porvaznik

Dress up your table throughout the year with these calendar table runners. Super simple piecing and machine appliqué make them quick and easy. Pattern purchase required. AB

Tuesday, March 8, April 5, May 10 – 10:00 am – 12:00 pm

#370—Mini Bow Tucks Bag--\$30

by Debbie Grelle

Make the best selling Bow Tucks purse in the mini version or the slightly larger original size --your choice. This cute and handy bag has lots of pockets and even more style! AB

Tuesday, May 17 --1:00 pm - 4:00 pm

#375 – Blooming 9-Patch --\$40

by Tracy Back

This quilt design looks complicated, but it is actually simple

to make. Alternating nine patches and plain squares set on point make this dazzling effect. The fabric selection is the most important part of this quilt; oriental fabrics make it stunning! You control the size based on the number of fabrics and the border. Makes a beautiful heirloom! AB

Saturday, May 14 - 10:30 am - 3:30 pm

#380—Introduction to Baltimore Album--\$60

by Anne Peck

Learn fancy appliqué techniques and experiment with today's brightly colored batiks (or choose traditional fabrics). Introduces techniques for cutwork appliqué, dimensional flowers and buds, mastering wide and sharper points, perfecting berries, and making superfine stems. Students will make 4 or more blocks as desired. For quilters with previous appliqué experience. Book purchase required. Fridays, March 25, April 29, May 27 and June 24 --10:30 am - 12:30 pm

#385 – Nighttime Navigation --\$30

by Lynn Isenberg

Lynn is the scrappy quilt queen! Join her to make this starry quilt and learn how to turn your scraps into a gorgeous quilt. There are no points to match so this one is perfect for the beginner or the more experienced quilter who wants to use up scraps. You can use a scrappy background or have your scrappy stars tumbling on a more monochro-

matic background. Lynn will talk about the strategies of making a quilt with scraps and you can even trade scraps with your classmates. B

Saturday, April 16 - 11:30 am - 4:30 pm

#390—African Sunshine--\$30

by Lois Hays

African Sunshine is a bold, asymmetric design from Jan Krentz's book Hunter Star Quilts. It features a wide variety of African fabrics set on a neutral background. Unlike most of the hunter star quilts, these stars are subtle because they use the same colorful prints as the rest of the design. Kaffe Fassett fabrics would also be a great choice for this quilt. I

Saturday, March 26 --10:30 am - 2:30 pm

#395—Lucky 7 Table Runner and Placements--\$30

by Linda Gabel

You'll think you are the luckiest quilter of all that you found this so-so-easy table set pattern.

It's fat-quarter friendly and so simple to sew -- just cut straight lines and sew straight seams! No templates are required. Instructions are included for a 57" x 19" runner, 19" x 13" place mats and matching coasters. Pattern purchase required. AB

Saturday, May 21 --11:30 am - 4:00 pm



Elna 5200-Now on Sale!!



The **Elna 5200** sewing machine comes fully equipped with the stitches sewers need and at a price you will love. It's equipped with: 30 built-in stitches, including 6 automatic one-step buttonholes; built-in needle threader; extra wide 7mm Zigzag width; built-in carrying handle; and the Elna

5200 work area includes accessory storage space. An extra-high presser foot lifter allows you a full height when sliding multiple layers of fabric and batting under the presser foot.

The Elna 5200 has a top loading bobbin with clear plastic bobbin cover. This allows you to easily check the amount of thread left on your bobbin, even if you are doing a large piece of work.

The extension table detaches for free-arm sewing. This machine features a seven-piece feed mechanism, a drop feed facility, automatic needle threader, a slide speed control, and comes complete with a

hard cover to keep machine safe.

This is the perfect mid-range machine for the quilter who wants great quilting features like needle up/down, good free motion capability, adjustable speed control, and lots of adjustable stitches. But, it's also good for garment sewing due to the free arm capability and many stitch options!

Isn't this the year you deserve to get a good machine?

**It's now 20% off for
March, April and
May!!!!!!!!!!!!!!!!!!!!**

Groups

1st & 3rd Saturday Groups

Mark your calendar to attend: March 5 & 19; April 2 & 16; May 7 & 21.

Michael Miller Clubhouse

Wednesdays, April 13 & May 11 from 1:00 to 2:00 pm or Saturdays, April 16 & May 21 from 10:00 to 11:00

Sit and Sew

Meets 1:00—3:00 pm on the fourth Wednesday of each month—March

23, April 27, May 25 This free club is designed especially for those of you who like to get together

and socialize. It doesn't matter if you are hand piecing, hand appliqué or other hand sewing. Please drop in and visit with us.



Mystery Quilt



A new mystery quilt just started February 1st. It's not too late to pick up your clues and get started. Join in on the fun and follow the mystery!

Quilt Shows

Thimble & Thread Quilt Expo 2011—Saturday, March 19, from 10 AM to 5 PM and Sunday, March 20, from 11 AM to 4 PM. www.thimbleandthreadstl.org

Hearts 'n' Hands Quilts from the Heart Show—Saturday, June 4, from 10 AM to 5 PM and Sunday June 5, 11 AM to 4 PM. www.heartsandhandsquilt.com

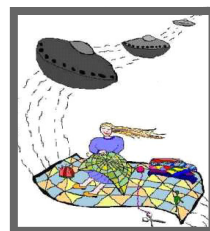
“UFO’s Are Us”

Friday Night Retreats!
Come and sew or shop from
6:00 to mid-

night

Fridays:
March 25;
April 22;
May 27

Never have enough time to get everything done? Can't get to retreat? Come for a mini-retreat and sew with us. We'll provide the sewing space. You provide the projects, additional snacks if you want, and good company. It's only \$5! Advance registration is required to stay and sew. Space is limited.



Just want to shop? No registration or fee is needed. Just stop in anytime from 6:00 to midnight to shop. Staff will be there to help you.

Annual Shop Hop—March 31, April 1-3rd

The 2011 Annual Shop Hop will be held on March 31 through April 3rd. The hours are Thursday-Friday 10-6; Saturday 10-5 and Sunday 12-4.

This year the theme is Winter Wonderland. There will be dozens of prizes for overall winners and for winners from each individual shop.

As in past years, each shop will



offer a shop block. You can pick up just the pattern or buy the block kit which includes the fabric. This year all the shops are using the same fabric so that you'll have a gorgeous blue and white Winter Wonderland quilt.

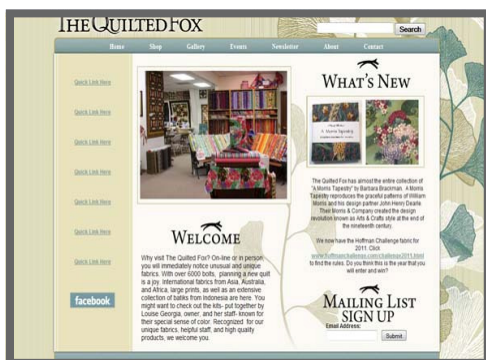
Don't miss this fabulous week-end of fun, hopping from shop to shop with all your quilting friends.

New Web Page and More!

We are so excited to announce that The Quilted Fox has a new web page. You can see it at www.quiltedfox.com. In January we partnered with a professional design firm to create an all new image on the web.

The page now includes a

shopping cart, search features, slide show, many photo galleries and lots of fabric to buy as well as a gorgeous new design.



All of this new internet presence includes changing our email list to a new system. We think it will work better than the previous yahoo group. So watch for all of these great changes that are designed to keep us in better touch with you, our customers!

We would love to hear from you with comments and suggestions on how we can make things even better!

The Quilted Fox also now has a Facebook page. If you are on Facebook, we hope you'll search The Quilted Fox and "like" us.



Disappearing 9-Patch Exchange

Lots of you have asked so we've scheduled another Disappearing 9-Patch exchange. The organizational meeting will be Saturday, May 7 from 10:00 to 11:00 am. You'll meet with Trudy to see some samples, and discuss the rules. Then, your blocks will be due no later than June 11. On June 18 at 10:00 you can pick up your exchanged blocks. Trudy will discuss the many options for slicing

and dicing your blocks to make your quilt uniquely yours!

The theme will be Kaffe Fassett and the quilt will be fabulous. See our website for finished quilts from the batik exchange. www.quiltedfox.com

The registration fee is \$10 and the participation is limited so call soon to register.



Nifty Notion of the Month—Monthly Specials

March

Gutermann Thread


Gutermann Cotton Sewing Thread is a fine 50 weight cotton thread but strong with a silky finish for quilters. Suitable for hand or machine sewing, Gutermann Cotton Thread is a 100% long staple mercerized cotton sewing thread. **Regularly \$3.99, but 20% off in March.**



April

Block Butler

This is a unique self-sticking quilting, sewing and crafting design wall system. It allows you to mix and match block designs easily. Its unique self-stick surface holds without tape, tacks or pins. Made of a special double-sided tacky material that leaves no sticky residue on walls and surfaces. **Regularly \$23.95 to \$56.95 but 20% off in April.**



May

Best Press

This clear, lavender scented or fragrance-free starch alternative doesn't clog, flake or leave a residue even on dark fabrics. It relaxes wrinkles, makes ironing easier and makes fabrics soil resistant. The clear plastic nonaerosol spray bottle lets you see how much is left. 16.9 fl. oz. **Regularly \$8.45 but 20% off in May.**



***For all nifty notions, quantities may be limited. Offer valid while stock lasts.

Annual Todd Hall Spring Retreat—Save the date

Join other quilters for a time of relaxation, socializing and sharing at our quilting retreat at convenient and beautiful Todd Hall. Leave your kids, husband, work worries, and cooking behind and pamper yourself



with undisturbed quilting time in a group. Do your own thing or do a mystery quilt. It's your choice!

**Make your
reservation now!
May 27— 30, 2011**

Nifty and New

The Grab N' Go Rack System is perfect to take all your tools and projects to class or retreat. Its many compartments will store everything you need and keep it handy next to you while you work. It is L 16.5" W 11.75" H 15.50".

Grab N' Go organizers are

both fashionable and portable, and have an oversized handle to aid in carrying. They are made of hard molded plastic to be durable and long lasting.

Ours comes in a snappy lime and periwinkle combination.





The Quilted Fox
10403 Clayton Road
St. Louis, MO 63131
www.quiltedfox.com
Phone: 314-993-1181
Fax: 314-993-6974
Email: info@quiltedfox.com

Time Dated Material

Our newsletters are mailed 4 times per year. Our mailing list is for our use only and is not sold to other companies. Please help us keep it current.

- Yes, my name and address are correct.
- I've moved. Please correct my address as noted.
- Save resources. Please remove me from the mailing list.

Email us and let us know!
info@quiltedfox.com

Shop Hours

Mon. & Wed.-10 am- 5 pm
Tues. & Thurs.-10 am-6:30
Fri. & Sat.-10 am-4:30 pm
Sun. 12 noon-4:00 pm

**Remember, we are happy to mail order
if it serves your needs!**

Michael Miller Clubhouse Starts in April! Sign up Now!



Join!

Join the club, Join the fun!

Join us as we launch a unique quilting club from Michael Miller and Swirly Girl Design. Club members receive patterns and fabric to complete the Clubhouse Quilt as well as bonus projects that will inspire you to redecorate your bedroom.

We will provide newsletters and demos each month that will keep you coming back for 12 months of fun!

TO VIEW QUILTS, FABRICS AND PROJECTS GO TO
www.michaelmillerclubhouse.com

FOR REGISTRATION AND INFO,
STOP BY THE SHOP OR E-MAIL US