

# 

www.quiltedfox.com September/October/November 2010 314-993-1181

10403 Clayton Road  
St. Louis, MO 63131  
Phone: 314-993-1181  
Toll Free — 877-993-1181— Fax 314-993-6974  
Louise Georgia —  
Owner

**SELECTED AS ONE OF THE TOP TEN FEATURED SHOPS  
2001 QUILT SAMPLER MAGAZINE  
BY BETTER HOMES AND GARDENS**

## Dear Friends

I was just looking through some old newsletters trying to get some ideas about what to write. I can't believe I mentioned the births of my two grandsons who now are 13 and 14 years old.

At times I feel like it was yesterday that I started the shop, but that was 15 years ago. During those years, I have seen many special people come in and out of my life.

The changes we have seen in quilting — I remember ordering 5 bolts of batiks and the salesman asked if I

was sure I wanted them. They just aren't used in quilting. Oh my! My shop is full of them today and, yes, they are used by quilters. Come in and see the new samples of classes that use them with spectacular results.

What a hot summer. I am glad to see fall coming when it is comfortable to finish the binding on your lap. Now is the time to get those Christmas projects done. It will be here before we know it. I have 3 of my 6 quilts done for gifts. I have to really keep going in order to get them all quilted before the



holiday.

If you are looking for ideas for quick holiday gifts. Take a look at our special holiday class series on page 2. There are some great ideas.

As always, I look forward to seeing you and hope that life is treating **you** well.

*Louise and her Terrific Staff*

## Important Dates

- August 28 & 29 — Fat Quarter Flash Days
- September 4 — Disappearing 9-Patch Meeting
- September 11 — Lemoyne Star Reunion Party
- September 18 — Modern Quilt Guild
- September 24 — UFO Night
- October 22 — UFO Night
- November 8-10 — Pere Marquette Retreat
- November 13-14 — Clear the Small Bolt Sale
- November 26 — UFO Night

## Inside this issue:

Classes	2-5
UFO Nights	5
Groups	5
Lemoyne Star	5
Quilt Retreats	6
Feature Articles	6
Nifty Notion of the Month	7
Block of the Month	7
Featured Kit	7

## Elna Sewing Machines—Perfect for You!

### Congratulations to Jennifer from Illinois.

Jennifer came in and tested our great Elna machines during the Spring quarter. At the end of May, we had a drawing of all who had tested a machine and Jennifer was the lucky winner of the new Elna 2800.

We have several models of Elna Sewing Machines that would be perfect for quilters. These range from the Elna 2800, perfect for a beginner, to the Elna 7300, a sophisticated but affordable machine with fabulous features to make your quilting exciting and fun. The 5200 is a feature packed, affordable machine for all quilters. During September, October and November, the 5200 and the 7300 are a special price. Come in soon to test sew one of these wonderful machines.



# Jumpstart Your Holiday Gifts — \$10 Class Series

This class series is offered to provide ideas to work on your holiday giving all year round. If you request, we can even put together a kit for you. Space is limited so call soon.

## September

### #470—Cell Phone Bag--\$10

by Marsha

Bray

These little cell phone bags (or for carrying your reading glasses) are quick to make

for everyone on your gift list. The preprinted foundation makes it super easy. All materials must be pur-



chased at The Quilted Fox. Thursday, September 23--10:30 pm - 12:00 pm

## October

### #490—Pillowcase--\$10

by Trudy Johnson

This easy, fast, fun pillowcase will soon become your favorite gift to give for any occasion. But it's especially fun for the little ones on your gift list. All materials must be purchased at The Quilted Fox.

Tuesday, October 26 --1:00 pm - 3:00 pm



## November

### #480—Easy Striped Table Runner--\$10

by Debbie Grelle

The easiest project you will ever make. It's only five seams and the top is finished. The magic is in the 60 degree ruler. Use a stripe or pretty border print for impressive results! All materials must be purchased at The Quilted Fox. Tuesday, November 30--10:30 pm - 12:30 pm



## Classes, Classes, Classes

**Class Policy** — Register in person, by mail, or telephone using charge card, check or cash. All classes must be paid for in full upon registration. There are no refunds on classes unless we cancel the class. If you cancel 12 days in advance, you will be issued a store credit. If you can't make the class, send a friend. If we cancel a class, we'll let you know at least 24 hours in advance and you will receive store credit or a refund. Class supplies must be purchased before class. To help us keep the roof over your head during class, we would appreciate it if you would purchase your supplies at The Quilted Fox and we will give you a 10% discount for supplies purchased at registration. We cannot call to remind you of a class. Your registration receipt is your reminder. Also, the class you pay for is the class you must attend. Any make-up will be at the teacher's discretion. Please review your class supply list prior to class and bring all items requested.

### #100 -- Beginning Hand Piecing--\$65

by Louise Georgia

This four-session class will take you through all the basics of hand piecing, including fabric selection. You will be making a table runner or wall hanging—your choice. Even if you have never held a needle or just need to learn the tricks to make it simple, this is the class to take. Suggested second class is #105 which covers hand quilting. B Thursdays, October 7, 14, 21, 28--1:00 pm - 3:00 pm

### #101 -- Beginning Machine Piecing - \$65

by Shirley Plegge

This five-session class will cover everything you need to know to make your first quilt top. It will include fabric and tool selection, rotary cutting, machine piecing, assembling your quilt top and adding borders. Suggested second class is #114 Machine Quilting. B Monday, October 18, 25, November 1, 8, 15 -- 10:00 am - 12:00 noon Or Tuesday, October 19, 26, November 2, 9, 16 - 6:00 pm - 8:00 pm

### #105 -- Traditional Hand Quilting --\$21

by Marilyn Donovan

If you have ever wanted to create an heirloom quilt or just relax and do hand work, come learn how to do a beautiful quilting stitch, how to layer, mark and quilt a small sample. Tools of the trade will be covered. Marilyn will teach you to quilt without a frame or a hoop. B Thursday, November 4 - 6:00 pm - 8:00 pm

To see any picture in color, go to our website and open the newsletter by clicking on "newsletter" on the sidebar.

**Key to class difficulty level**—B— Beginner—No quilting experience; AB— Advanced beginner—Has made at least one to three quilt tops; I — Intermediate— Has made several quilts; A — Advanced— Has made many quilts of increasing difficulty

## Classes, Classes, Classes

### #112 – Introduction to Hand Appliqué-- \$60

by Marilyn Donovan

Learn the basic skills and techniques of needleturn hand appliqué, including preparation of appliqué shapes using freezer paper and templates, marking for needle-turn appliqué, reverse appliqué, appropriate hand appliqué stitches, techniques for sharp inner and outer points, and techniques for making bias stems and circles. B  
Thursdays, October 7, 14 & 21 – 6:00 pm – 8:00 pm

### #114 -- Machine Quilting -- \$40 by Irene Mueller

Using a practice muslin “quilt,” we will learn the basics of machine quilting. We will cover basting, anchoring, stitching in the ditch, and straight line quilting. We will then drop our feed-dogs and explore stitching both motifs and backgrounds with free motion quilting. B  
Thursday, September 30 – 10:30 am -4:00 pm

### #118 – Color Workshop -- \$25 by Louise Georgia

Explore color in a very special and open atmosphere. We won't be using a color wheel or technical tools. We'll just expand our eye to color and what we like and why. This class is a prerequisite for East Quilts West (#121). B  
Saturday, October 23– 8:30 am – 10:00 am

### #121 -- East Quilts West -- \$7.00 each class by Louise Georgia

Learn to expand your horizons by making a block each month that allows you to try new colors, patterns and designs. In class we will discuss what colors and patterns work well together but which are not predictable. East Quilts West by Kumiko Sudo is used in the class. The color workshop (#118) is a requirement before taking this class.

AB

Thursdays, September 2, October 7, November 4-10:00 am - 12:00  
OR Saturdays, September 4, October 2, November 6– 10:00 am – 12:00 pm

### #128--- Beginning Paper Piecing -- \$25

by Marsha Bray

Would you like to have perfect points and precise lines? You can do it with paper piecing. This freezer paper method makes it very easy! Machine required. AB  
Saturday, November 20 – 10:30 am – 1:30 pm

### #130 -- Learn Machine Appliqué -- \$25

by Marsha Bray

Do you like the look of appliqué but don't like to do hand work or just want it fast? Try quick and easy machine appliqué. In this class you'll learn the technique that you can then apply to any appliqué project. Requires a sewing machine with an adjustable zigzag stitch. AB  
Saturday, November 20 – 1:30 pm – 4:30 pm

### #135 -- Curved Seam Piecing -- \$21 by Marsha Bray

Many quilters choose patterns that do not involve curved piecing simply because they are afraid that piecing curves is difficult to do. Once you know have mastered curved seams you will find that there are many beautiful traditional block patterns available that include curved piecing. Examples are Double Wedding Ring, Drunkards Path, Apple core, Glorified Nine Patch, Robbing Peter to Pay Paul, and Winding Ways. Come learn the tricks of curved seams and lose your fear! AB  
Saturday, October 2 – 12:00 pm – 2:00 pm

### #145 --Advanced Hand Piecing: Exploring Circle Blocks -- \$7 per month

by Marsha Bray

If you have some experience with

hand piecing and love it, this is the class for you.

We'll make a different 16" circle block each month. Come and join us to

learn the pattern, compare fabric choices, learn tips to make it easier and enjoy the monthly show and tell. Class meets monthly throughout the year.

Mondays, September 13, October 4, November 1 -- 1:00 pm - 2:00  
or Saturday, September 4, October 2, November 6 -- 2:30 pm-3:30 pm

### #150 – Introduction to EQ7--For Beginners -- \$21

by Jane Coons

Become familiar with the features of EQ7. The possibilities for design become endless when you learn about the libraries for the thousands of fabrics, blocks and quilt layouts available to accomplish your own unique designs. Most of the work will be done in Layer 1 of the program. There are built-in features that assist you with organizing your blocks and quilts. B


Saturday, September 25 -- 1:00 pm – 3:00 pm

### #153 – Introduction to EQ7--For Upgraders -- \$21

by Jane Coons

You've used an earlier version of EQ. Now you want to learn what is new with EQ7. There are lots of new drawing features, photo editing features, making kaleidoscope blocks and more. Let Jane show you. AB

Thursday, October 28 -- 6:00 pm – 8:00 pm





# Classes, Classes, Classes

## #155 -- Freezer Paper Appliqué -- \$21

by Louise Georgia

Learn Louise's freezer paper appliqué technique. The class will also cover her favorite notions for appliqué as well as her stitching technique. B

Thursday, November 4 – 1:00 pm – 3:00 pm

## #220 – Sampler Magic-- \$7 per class

by staff

Sampler Magic is a gorgeous design by Lori Smith. Join this continuing class and work on this intricate but not too hard design. Louise made hers in French fabrics. What would you choose? In class, you'll have help choosing fabrics for each block, help with the directions (if you need it) and, most importantly, the encouragement to keep working on your quilt until you too can enjoy a finished quilt! (The class will meet monthly on the first Tuesday) AB

Tuesdays, September 7, October 5, November 2-- 1:30 pm – 3:30 pm

## #225 – Borders and Bindings -- \$21

by Candy Grisham

Have you wanted to learn how to measure and attach borders without ripples and how to do straight or bias bindings? This will be a technique class and you will go home with samples and written instruction for: straight borders, mitered corners, straight and bias bindings and finishing bindings. Candy will also demonstrate more advanced finishes. In addition, extra time has been added on to finish some of your own borders or bindings after the class time. B

Sunday, October 31 – 12:00 pm – 2:00 pm

## #235 – Quilt Labels -- \$21

by Debbie Grelle

There are many different ways to enhance, personalize, and add value to your quilts with labels. Learn the how to's and what to's of

creative label making for quilts, purses, aprons, and beyond. B

Wednesday, November 3 – 6:00 pm – 8:00 pm

## #240 – Sashiko Sampler-- \$21

by Marty Meyer

Learn the ancient Japanese technique of sashiko stitching. You'll find out what materials to use, how to make the stitches, and all about the many different patterns to stitch. B

Thursday, November 11 – 6:00 pm – 8:00 pm

## #250 – Mexican Star -- \$30

by Eunice Porvaznik

This wall hanging is so much fun to make!

You'll see circles, stars and even cathedral windows in it and it is all done with

straight line stitching. Pattern purchase is required. B

Saturday, October 23 – 10:30 am – 2:30 pm



## #260 – Mastering the Art of Precision Piecing -- \$25

by Tracy Back

Take your piecing to the next level. Learn techniques to enhance your accuracy, make points perfect and all seams match. AB

Sunday, November 14 – 12:00 pm – 3:00 pm

## #300 – Flower Power -- \$30

by Lois Hays

Make this crisp and perky black and white strippy quilt with the cutest flowers ever. You'll learn about freehand cutting techniques, making serpentine borders, and adding yo-yos to a quilt. It's all very fun! You must purchase the book "Collaborate Again" by Freddy Moran and Gwen Marston. AB

Saturday, October 9 – 10:30 am – 2:30 pm

## #310 – Autumn Leaves -- \$25

by Anne Peck

Learn an easy way to appliqué beautiful autumn leaves with tiny veins. Leaves can be used to enhance pieced quilt blocks or combined for appliqué projects. Some appliqué experience needed. AB

Sunday, November 7 – 12:30 pm – 3:30 pm

## #330 – Changing Seasons Wall Hanging-- \$21 first class, \$10 each additional classes

by Eunice Porvaznik

Each month get together with Eunice and make a cute and clever paper pieced 12" block. You'll make each month's blocks in time to hang for the appropriate month. You'll love these charming little pictures! Some paper piecing knowledge would be helpful. **After your first class, additional months are \$10 each.** AB

Tuesday, September 7, October 19, Friday, November 12 – 10:00 am – 12:00 pm

## #330 – Seasonal Table Runners-- \$21

by Eunice Porvaznik

Dress up your table throughout the year with these calendar table runners. Super simple piecing and machine appliqué make them quick and easy. Pattern purchase required. AB

Tuesday, September 21, Tuesday, October 19, Friday November 12 – 1:00 pm – 3:00 pm

## #340 – Out of the Box-- \$65

by Candy Grisham

Have you always wanted to try some new techniques to embellish your quilts and fabric creations? Here is your chance to learn. Join us for two sessions where we will learn to use paint sticks, Angelina, Misty Fuse, fabric beads, painted webbing and more. Basically a technique class, but we will discuss and demo some projects where you can use your new talents. B

Sundays, October 3 & 17 -- 12:00 pm – 4:00 pm

## Classes, Classes, Classes

### #350 – Autumn Fox -- \$40

by Louise Georgia

Do you remember the quilt that was featured in Quilt Sampler in 2001 by The Quilted Fox? Autumn Fox is a two-block quilt using fabrics that blend with one another, fooling the eye as to where one block begins and another ends. Louise will help you choose fabrics that do just that and then teach the rather simple construction. You may choose to do one of the kits or pick your own fabrics. AB


Friday, October 22 - 10:30 am - 3:30 pm

### #360 –One Block Wonder Quilts-- \$30

by Marsha Bray

From the book by the same name, learn to make this exciting design! Making the blocks and assembling

them are much easier than it looks. Laying out the blocks and designing your quilt will be lots of fun. Your quilt will always be uniquely yours with this fun method. AB  
Saturday, October 30 - 10:30 am - 2:30 pm



### #375 – Blooming 9-Patch -- \$40

by Tracy Back

This quilt design looks complicated, but it is actually simple to make. Alternating nine patches and plain squares set on point make this dazzling effect. The fabric selection is the most important part of this quilt; oriental fabrics make it stunning!

You control the size based on the number of fabrics and the border. Makes a beautiful heirloom! AB  
Saturday, November 13 - 10:30 am - 3:30 pm

### #385—Jelly Girl--\$25

by Trudy Johnson

This easy quilt has no templates and no y seams. Just use some 2.5" strips and a 60 degree ruler. Inspired by a traditional template-pieced block, this version will have you "swirling" away with amazement at how quick it is to cut and assemble. We'll even have some kits available with the pre cut 2.5" strips in fun Kaffe Fassett fabrics. Pattern purchase required. AB  
Saturday, October 16 --10:30 am - 2:30 pm

## Groups

### **1st & 3rd Saturday Groups**

Mark your calendar to attend: September 4 & 18; October 2 & 16; November 6 & 20.

### **Sit and Sew**

Meets 1:00—3:00 pm the second and fourth Wednesday of each month—September 8 & 22; October 13 & 27; November 10 & 24. This free club is designed especially for those of you who like to get together and socialize. It doesn't matter if you are hand piecing, hand appliquéing or other hand sewing. Please drop in and visit with us.



## Lemoyne Star Party "UFO's Are Us"

Did you make Lemoyne Star blocks in the Advanced Hand Piecing class? It's time to finish them up and sew them together. We're having a party on Saturday, September 11 at 1:30 pm to show off our work! So dig out those blocks; finish up what isn't finished; and sew them together. Bring your quilt tops or finished quilts and join us for show and tell and refreshments.



### **Friday Night Retreats!**

**Come and sew or shop from**


**6:00 to mid-night**

**Fridays:**

**September 24;**

**October 22;**

**November 26**



Never have enough time to get everything done? Can't get to retreat? Come for a mini-retreat and sew with us. We'll provide the sewing space. You provide the projects, snacks if you want, and good company. It's only \$5! Advance registration is required to stay and sew. Space is limited.

Just want to shop? No registration or fee is needed. Just stop in anytime from 6:00 to midnight to shop.

---

## Annual Pere Marquette Fall Retreat

Join other quilters for a time of relaxation, socializing and sharing at our quilting retreat at convenient and beautiful Pere Marquette. Leave your kids, husband, work worries, and cooking behind and pamper yourself with undisturbed quilting time in a group. Do your own thing or do

a mystery quilt. It's your choice!

Make your reservation now! A single is \$319 while a double is \$254 per person. All meals are included—even an indoor swimming pool and paths for hiking breaks.

**November 8, 9 & 10 at  
Pere Marquette Lodge**



---

## Modern Quilt Guild Meeting

The Modern Quilt Guild is a community of quilt guilds across the country dedicated to “modern quilting”. The Modern Quilt Guild is a young organization just getting started.

Modern quilting is a new twist on the traditional art of quilting. This may mean something as simple as using a traditional quilt block and updating it in a fresh fun new way. Modern quilting is also about the attitude and the approach that modern quilters take. It respects the amazing artistry and

talent of the tradition of quilting, while allowing the quilter to challenge the “rules”. In fact, if there is one rule in modern quilting it is that there are no rules.

Are you interested in forming a chapter in St. Louis? Find out more about the national organization at <http://themodernquiltguild.com/>

If you are interested, there will be an organizational meeting at The Quilted Fox on Saturday, September 18 from 2:00 to 3:00 pm. We invite you to come and find out more. We'll have a signup sheet,

and Cindy Lammon will talk more about the meaning of “modern quilting”. Come join us and find out if it's the guild for



---

## Quilts of Valor Marathon-2010

September, 9th-11th, 2010 join the quilt makers marathon making quilts to donate. The kick-off party is at the Drury Inn & Suites-O'Fallon at 1118 Central Park Dr. O'Fallon, IL. Call or email Susie Haas at 618-228-9038/ [bruce.haas@sbcglobal.net](mailto:bruce.haas@sbcglobal.net) for more information.

The mission of the Quilts of Valor Foundation is to cover ALL those service members and veterans touched by war with quilts called Quilts of Valor (QOVs). The Foundation is not about politics. It is about people.



You can use your talents to honor and comfort our wounded. Here are six ways to get involved:

- Make a quilt
- Volunteer as a Longarm Quilter
- Make presentation bags
- Fundraise/Speak to Groups
- Email us about working at an event or show
- Serve as QOV Staff

Visit the Quilts of Valor website at [www.qovf.org](http://www.qovf.org) to find out more.



## Nifty Notion of the Month

### September

#### Thimblelady Cone Thimble

Perfect Hand Quilting without Pain is a thimble away from you! These thimbles have

changed the way we control needles. No pricked under finger. No gripping needle with two fingers. No bending of the top knuckle

**Regularly \$15.00, but 20% off in September.**



### October

#### Quilt Soap from Quilter's Rule

Quilt Soap is a non-phosphorus biodegradable soap. It is perfect for washing quilts. One tablespoon is sufficient to clean your quilt. Complete instructions are included on the label. **Regularly \$9.50, but 20% off in October.**



### November

#### Thangles

Thangles are paper template strips for turning same sized straight grain strips into half square triangles (HST). No more confusing math....no more 7/8" and cutting of odd sizes of fabric. Thangles make half square triangle construction EASY, FAST and ACCURATE.

**Regularly \$5.00 but 20% off in November.**



\*\*\*For all nifty notions, quantities may be limited. Offer valid while stock lasts.

## Wild Fox Block of the Month

The new Block of the Month, *Wild Fox* started in August. However, it's not too late to sign up for this fun quilt in blacks, whites and brights. The two different blocks make an intriguing secondary design.

The deadline for registering for First and Third Saturday groups is October 31. Don't miss

out on the fun. Join us for the monthly meeting and have a great quilt at the end of the year. Call the shop, 314-993-1181, for all the details.

If you are still assembling last year's project, *Asian Attitude*, come in and see our great 108" wide backing in indigo Asian prints.



## Featured Kit—*Earth*

We are pleased to have a very exciting new kit to offer featuring the line of Tonga Batiks from Timeless Treasures.

*Earth* was designed by Cheryl Malkowski and features all the beautiful browns, tans, golds and greens of the earth.

The finished quilt will be 60" x 70" and the kit sells for only \$79.95.

You have to see these gorgeous fabrics to appreciate how beautiful this quilt will be.

Kit quantities are limited, so don't wait too long!



## Fat Quarter Flash

**Saturday, August 28: 10 — 4:30**

**Sunday, August 29: Noon—4:00**

Come in and receive a fat quarter and one chance to win a 20% discount for a whole year! For each \$10 you spend in merchandise, receive an additional chance to win the 20% discount for a year!



The Quilted Fox  
10403 Clayton Road  
St. Louis, MO 63131  
www.quiltedfox.com  
Phone: 314-993-1181  
Fax: 314-993-6974  
Email: info@quiltedfox.com

### **Time Dated Material**

Our newsletters are mailed 4 times per year. Our mailing list is for our use only and is not sold to other companies. Please help us keep it current.

- Yes, my name and address are correct.
- I've moved. Please correct my address as noted.
- Save resources. Please remove me from the mailing list.

Email us and let us know!  
info@quiltedfox.com

### **Shop Hours**

Mon. & Wed.-10 am- 5 pm  
Tues. & Thurs.-10 am-6:30  
Fri. & Sat.-10 am-4:30 pm  
Sun. 12 noon-4:00 pm

**Remember, we are happy to mail order  
if it serves your needs!**

**November 13 & 14**  
**Saturday: 10:00—4:30**  
**Sunday: 12:00—4:00**



The shelves are crowded with new fabric and we want to make room for more!

**We're having a sale!** Any bolt with 3.5 yards or less on it is 20% off,  
**if you empty the bolt!!**