



# THE QUILTED FOX

www.quiltedfox.com June/July/August 2011 314-993-1181

10403 Clayton Road  
St. Louis, MO 63131  
Phone: 314-993-1181  
Toll Free — 877-993-1181— Fax 314-993-6974  
Louise Georgia —  
Owner

**SELECTED AS ONE OF THE TOP TEN FEATURED SHOPS  
2001 QUILT SAMPLER MAGAZINE  
BY BETTER HOMES AND GARDENS**

## Dear Friends


Have you seen all the new kits we have put up? In particular, we have several combinations of the Blooming Nine Patch.

I love working with the colors. It's almost as much fun as making it. We also have some quick quilt kits for babies. It never hurts to have several of those on hand for gift giving.

At this time we have some slots left in the Michael Miller Clubhouse. It is not too late to join. Even

if you can't attend, we can mail you your fabrics each month. Each month you receive an extra pattern for an accessory item to go with the quilt. One can have the whole room decorated by the end of the year, and you can choose to do it in either blue or pink. Call for details.

We finally got in some more of those Bloc Loc rulers. If you haven't seen how they work, stop in the shop for a demo. The 6 1/2 " is by far the most



popular size. It helps you make perfect half square triangles with little effort.

I hope you have a wonderful summer and stop in and see us often.

*Louise and her more than terrific staff*

## Important Dates

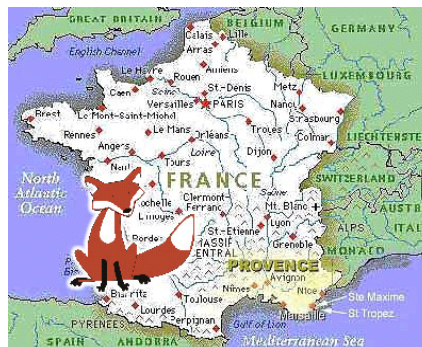
- May 11 or 21—  
Michael Miller Clubhouse
- May 27—UFO night
- May 27-30—Todd Hall Spring Retreat
- June 8 & 18—  
Michael Miller Clubhouse
- June 11—  
Disappearing 9-Patch Block Due Date
- July 16 or 18—  
Michael Miller Clubhouse
- August—New 1st & 3rd Saturday Groups start
- August 10 or 20—  
Michael Miller Clubhouse
- August 27 & 28—  
7th Annual Fat Quarter Flash

## Inside this issue:

|                           |      |
|---------------------------|------|
| Classes                   | 2-4  |
| UFO Nights                | 5    |
| Groups                    | 5    |
| Michael Miller Clubhouse  | 5    |
| Elna Demo Sale            | 6    |
| Favorite Notions          | 6    |
| New Products              | 7    |
| Retreat                   | 7    |
| Nifty Notion of the Month | 7    |
| Summer Classes for Kids   | 7    |
| Fat Quarter Flash         | Back |

## New Block of the Month Starts in August

We're very excited to report that **The Fox Visits Provence** will start in August for our first and third Saturday Block of the Month. The current project, *Wild Fox*, will finish in July. Then we'll launch right into *The Fox Visits Provence* which features the colors of the Provence district of France. Sign-ups start June 1! (We cannot guarantee that sign-ups after September 15 will be possible.)



## Classes, Classes, Classes

**Class Policy** — Register in person, by mail, or telephone using charge card, check or cash. All classes must be paid for in full upon registration. There are no refunds on classes unless we cancel the class. If you cancel 12 days in advance, you will be issued a store credit. If you can't make the class, send a friend. If we cancel a class, we'll let you know at least 24 hours in advance and you will receive store credit or a refund. Class supplies must be purchased before class. To help us keep the roof over your head during class, we would appreciate it if you would purchase your supplies at The Quilted Fox and we will give you a 10% discount for supplies purchased at registration. We cannot call to remind you of a class. Your registration receipt is your reminder. Also, the class you pay for is the class you must attend. Any make-up will be at the teacher's discretion. Please review your class supply list prior to class and bring all items requested.

### #100 -- Beginning Hand Piecing-- \$65

by Louise Georgia

This four-session class will take you through all the basics of hand piecing, including fabric selection. You will be making a table runner or wall hanging—your choice. Even if you have never held a needle or just need to learn the tricks to make it simple, this is the class to take. Suggested second class is #105 which covers hand quilting. B

Saturdays, July 9, 16, 23, & 30— 2:00 pm – 4:00 pm

### #101 -- Beginning Machine Piecing -- \$70

by Shirley Plegge

This six-session class will cover everything you need to know to make your first quilt top. It will include fabric and tool selection, rotary cutting, machine piecing, assembling your quilt top and adding borders. Suggested second class is #114 Basic Machine Quilting. B

Mondays, July 11, 18, 25, August 1, 8 & 15 -- 10:00 am – 12:00 noon

Or Saturday, July 9, 16, 23, 30, August 6, 20 – 12:00 pm – 2:00 pm

### #105 – Traditional Hand Quilting -- \$21

by Marilyn Donovan

If you have ever wanted to create an heirloom quilt or just relax and do hand work, come learn how to do a beautiful quilting stitch, how to layer, mark, and quilt a small sample. Tools of the trade will be covered. Marilyn will teach you to quilt without a frame or a hoop. B

Tuesday, August 9 – 6:00 pm – 8:00 pm

### #112 – Introduction to Hand Appliqué-- \$60

by Marilyn Donovan

Learn the basic skills and techniques of needleturn hand appliqué, including preparation of appliqué shapes using freezer paper and templates, marking for needle-turn appliqué, reverse appliqué, appropriate hand appliqué stitches, techniques for sharp inner and outer points, and techniques for making bias stems and circles. B

Tuesdays, July 19, 26, August 2 – 6:00 pm – 8:00 pm

### #114 -- Basic Machine Quilting - \$40

by Marsha Bray

Using a practice muslin “quilt,” we will learn the basics of machine quilting. We will cover basting, marking, anchoring, stitching in the ditch, and straight line quilting designs with a walking foot. B

Saturday, June 25 – 10:30 am - 3:30 pm

or Friday, August 26 – 10:30 am - 3:30 pm

### #116 -- Beginning Free Motion Quilting -- \$25

by Marsha Bray

Using a practice muslin “quilt,” we will learn the basics of free motion machine quilting. With a darning foot, we'll practice stippling and other simple filler patterns. We'll practice quilting a marked design. Then we'll learn about threads, tension, tools, and techniques to improve your quilting. Pre-requisite class is #114 B

Wednesday, August 17 – 6:00 pm - 9:00 pm

### #118 – Color Workshop -- \$25

by Louise Georgia

Explore color in a very special and open atmosphere. We won't be using a color wheel or techni-

**To see any picture in color, go to our website and open the newsletter by clicking on “newsletter” on the sidebar.**

**Key to class difficulty level**—B— Beginner—No quilting experience; AB— Advanced beginner—Has made at least one to three quilt tops; I — Intermediate— Has made several quilts; A — Advanced— Has made many quilts of increasing difficulty

## Classes, Classes, Classes

cal tools. We'll just expand our eye to color and what we like and why. This class is a pre-requisite for East Quilts West (#121). B

Saturday, July 9 – 8:30 am – 10:00 am

#120 – Color Tool Class -- \$25  
by Louise Georgia

Louise will teach you how to use the fabulous 3-in-1 Color Tool to improve your ability to select just the right colors for your future quilts. The class fee includes your own color tool to keep. B

Wednesday, July 13 – 6:00 pm – 7:00 pm

#121 -- East Quilts West -- \$7.00 each class

by Louise Georgia

Learn to expand your horizons by making a block each month that allows you to try new colors, patterns, and designs. In class we will discuss what colors and patterns work well together, but which are not predictable. East Quilts West by Kumiko Sudo is used in the class. The color workshop (#118) is a requirement before taking this class. AB

Thursday, June 2, July 7, August 4 – 10:00 am – 12:00

OR Saturday, June 4, July 2, August 6 – 10:00 am – 12:00 pm

#128--- Painless Paper Piecing -- \$25

by Marsha Bray

Would you like to have perfect points and precise lines? You can do it with paper piecing. This freezer paper method

makes it very easy! Machine required. AB

Wednesday, August 24 – 6:00 pm – 9:00 pm

#130 -- Basic Machine Appliqué -- \$25

by Marsha Bray

Do you like the look of appliqué but don't like to do hand work or just want it fast? Try quick and easy machine appliqué. In this class you'll learn the technique that you can then apply to any appliqué project. Requires a sewing machine with an adjustable zigzag stitch. AB

Wednesday, August 31 – 6:00 pm – 9:00 pm

#145 --Advanced Hand Piecing: Exploring Circle Blocks -- \$7 per month

by Marsha Bray

Class meets monthly throughout the year. (Note Monday date change in July due to 4th of July holiday)

Mondays, June 6, July 11, August 1 -- 1:00 pm - 2:00 pm  
or Saturday, June 4, July 2, August 6 -- 2:30 pm-3:30 pm

#150 --Intermediate Hand Piecing -- \$7 per month

by Louise Georgia

Do you love that you have learned to hand piece but would like to refine your skills even more? Louise will help you learn to get the perfect results that you seek while making a quilt that is 68" x 84". The size can be varied by altering the layout. It will take 12 months to complete the blocks and another month to put it

together. What a good opportunity to learn while enjoying the company of the other students. Held every 4<sup>th</sup> Wednesday. (Note June date change)AB  
Wednesdays, June 15, July 27, August 24 – 2:30 pm – 4:00 pm

#155 -- Freezer Paper Appliqué -- \$21

by Louise Georgia

Learn Louise's freezer paper appliqué technique. The class will also cover her favorite notions for appliqué as well as her stitching technique. B

Thursday, July 14 – 6:00 pm – 8:00 pm

#225 – Borders and Bindings - - \$21

by Candy Grisham

Have you wanted to learn how to measure and attach borders without ripples and how to do straight or bias bindings? This will be a technique class and you will go home with samples and written instruction for: straight borders, mitered corners, straight and bias bindings and finishing bindings. Candy will also demonstrate

more advanced finishes. In addition, extra time has been added to finish some of your own borders or bindings after the class time. B

Thursday, July 7 – 6:00 pm – 8:00 pm

#310 – Piping Your Binding-- \$41

by Candy Grisham

Learn the technique to add that tiny piping to the binding of your quilts. It is a special

## Classes, Classes, Classes

touch that adds just the bit of color and flair. We will use the Grooving' Piping Trimming Tool by Susan Cleveland which is included in the price of the class. In class, you will produce a sample and instruction can be used for any quilt project. AB  
Thursday July 28 – 6:00 pm – 9:00 pm

### #315 – Kids Can Quilt -- \$40

by Shirley Plegge  
Students (age 10-18) learn the fundamentals of quilting. Student must bring own sewing machine and know how to thread and operate the machine. Students will produce a rail fence quilt top. The class is limited to four students.  
Monday/Wednesday/  
Thursday/Friday, June 27, 29, 30 & July 1 – 10:30 am – 12:30 pm

### #320 – Runaround Bag-- \$30

by Linda Grabel  
Students (age 10-18) will have fun making this cute bag from Lazy Girl Designs. Easy zippers and pockets make this bag a fast and fun project. Great run around bag for summer! B  
Friday, July 8-- 10:30 am – 2:30 pm

### #325 – A New Way to Appliqué -- \$25

by Hallye Bone  
If you thought there was nothing new to learn about hand appliqué, try Hallye Bone's unique technique for getting

smooth curves, perfect circles, and eliminating fraying. Her new book "Flower Dance" features her methods. She's been teaching appliqué for 35 years and will share her speedy techniques as you make a small wall quilt in class. B  
Monday, June 27 – 1:00 pm – 4:00 pm

### #335 –Seasonal Table Runners -- \$21 first class, \$10 each additional classes

By Eunice Porvaznik  
Dress up your table throughout the year with these calendar table runners. Super simple piecing and machine appliqué make them quick and easy. Pattern purchase required. AB  
Tuesday, June 14, July 12, August 9 – 10:00 am – 12:00 pm

### #345 – Radiant Sun -- \$48

by Janet Singer  
Just see how the Radiant Sun glows in this fun pattern by Cara Gulati! Make this incredible looking quilt. It's easy to sew these 10" blocks of only 5 curved pieces each. 48 blocks make a quilt about 68" x 88". Pattern is included in the price of the class. I  
Saturday, August 27 – 10:30 am – 3:30 pm

### #355 – Easy Lemoyne Stars by Machine -- \$25

by Marsha Bray  
Do you love the look of Lemoyne Stars but are intimidated by their Y-seams and complexity. You can machine piece them easily and accurately. Marsha will show you

all the tricks to master this interesting block.

Thursday, August 11 – 10:30 am – 1:30 pm

### #360 – Four Patch Posey-- \$40

by Linda Grabel  
Make a gorgeous quilt using only one print fabric for the blocks and borders. It's beautiful with an Asian print, exotic with an Australian print, and pretty with a floral print! Create your own special look! AB  
Friday, August 12-- 10:30 am – 3:30 pm

### #385 – Nighttime Navigation -- \$30

by Lynn Isenberg  
Lynn is the scrappy quilt queen! Join her to make this starry quilt and learn how to turn your scraps into a gorgeous quilt. There are no points to match so this one is perfect for the beginner or the more experienced quilter who wants to use up scraps. You can use a scrappy background or have your scrappy stars tumbling on a more monochromatic background. Lynn will talk about the strategies of making a quilt with scraps, and you can even trade scraps with your classmates. B  
Saturday, August 13 - 10:30 am - 3:30 pm

### #390 -- X-Block Quilt -- \$25

by Trudy Johnson  
This quick and easy fun quilt is made from a simple 9 -patch block that is cut with a twist using the special X-Block acrylic ruler. Then assemble the 9-patch blocks to form matching pin wheels. B  
Monday, July 25 – 1:00 pm –

## Michael Miller Clubhouse—You can still sign up!

The Quilted Fox is bringing you this very special project from Michael Miller Fabrics and Swirly Girls Design. With the sophisticated fabric design by Michael Miller and the innovative quilt design by the Swirly Girls, you'll be excited to sign up for 12 months of fun.

**Members of The Clubhouse will make a different section of the quilt each month.** In addition, there will be supplemental projects you can make every month. With a French influence, the premier Clubhouse fabric collection is appropriately called "Bonnes Amies" which is translated to "Good Friends".

With two different color palettes, Marseille and Confection, members will have choices that suit their personal tastes.

Creativity, fun, and friends are the words that best describe the foundation this club is built on. The Clubhouse is a place where members will want to come and be creative while spending time with friends.

**All of this great fabric and good fun is yours for \$20.00 per month. Call us now to sign up at 314-993-1181.**

Clubs meet monthly on the 2nd Wednesday from 1:00 to 2:00 pm or the 3rd Saturday

from 10:00 to 11:00 am.

**If you don't live locally, call us to sign up and we'll mail your monthly pattern, fabric and special bonus projects. 1-877-993-1181 toll free.**



## Groups

### 1st & 3rd Saturday Groups

Mark your calendar to attend: June 4 & 18; July 2 & 16; August 6 & 20. *Wild Fox* ends in July. *The Fox Visits Provence* starts in August. See the article on the cover for details.

### Michael Miller Clubhouse

Wednesdays, June 8, July 18 & August 10 from 1:00 to 2:00 pm or Saturdays, June 18, July 16 & August 20 from 10:00 to 11:00.

### Sit and Sew

Meets 1:00—2:00 pm on the fourth Wednesday of each month—June 22, July 27, August 24. This free club is designed especially for those of you who like to get together and socialize. It doesn't matter if you are hand piecing, hand appliquéing or other hand sewing. Please drop in and visit with us.



## Mystery Quilt



Our current mystery quilt will continue throughout the summer months. You can always pick up the clues you've missed and still join in on the fun.

## Quilt Shows

**Hearts 'n' Hands Quilts from the Heart Show—** Saturday, June 4, from 10 AM to 5PM and Sunday June 5, 11 AM to 4 PM. [www.heartsandhandsquilt.com](http://www.heartsandhandsquilt.com)

## "UFO's Are Us"

**Friday Night Retreats!**  
Come and sew or shop from 6:00 to mid-


night

**Fridays:**

**June 24;**

**July 22;**

**August 26**



Never have enough time to get everything done? Can't get to retreat? Come for a mini-retreat and sew with us. We'll provide the sewing space. You provide the projects, additional snacks if you want, and good company. It's only \$5! Advance registration is required to stay and sew. Space is limited.

Just want to shop? No registration or fee is needed. Just stop in anytime from 6:00 to midnight to shop. Staff will be there to help you.

## Elna Demo Models on Sale!!

Don't miss this chance to take home a great deal on a fabulous Elna sewing machine.

**Elna 500—Regularly sells for \$900 is now available for \$500.** This machine has been used as a demo model in the shop and has also been lightly used to sew a few shop samples.



This is the perfect mid-range machine for the quilter who wants great quilting features like needle up/down, good free motion capability, adjustable speed control and lots of adjustable stitches. But, it's also good for garment sewing due to the free arm capability and many stitch options!

Isn't this the year you deserve to get a good machine?

**Elna 3230—Regularly sells for \$800 is now \$550.** This is a floor model machine but has been barely used for demos. Stitches galore! Outstanding features! Ingenious design! The Elna 3230 electronic sewing ma-

chine provides the answer to your sewing needs. A programmable up/down needle key is especially beneficial for pivoting corners. Slide the electronic speed control from turtle (slow) to rabbit (fast) as desired.



**There is only one each of these machines at these prices! So don't wait and miss out on the bargain!**

## Louise's Favorite Notions

With this article, we are starting a new series that will feature the favorite notions of each staff member. Louise Georgia picked these.


### #1—Bohin Size 10 Milliners Needle.

Louise says these are her absolute favorite needles for sewing down binding. They are extra-long, very thin and very slick. They glide through the fabric and make binding a breeze! \$1.99



### #2—Clover's 1/4 Inch Bias Tape Maker.

This is great for making stems for appliqué or making your own bias tape for stained glass appliqué. The directions are excellent and it's really easy to use. We are always happy to demonstrate how quick and easy it is to use. There are also other sizes for making larger bias tape. \$6.75



**#3—Add-A-Quarter Ruler** Louise loves this handy tool for both hand piecing and paper piecing. In hand piecing, she makes her template without the seam allowance and then uses the ruler to add her seam allowance while cutting. In paper piecing, it makes it so quick and easy to trim your seam allowance to an exact 1/4" before adding the next fabric. \$6.50



## Nifty Notion of the Month—Monthly Specials

### June Quilter's FabriCalc

Use the calculator to convert ideas into usable dimensions—yards, inches, fractions or metric measurements. It's easy to do the math. With a few simple keystrokes it all adds up to fast solutions to help figure just about everything. Calculations are built-in for blocks, squares, diagonal, 1/2 and 1/4 square triangles, diamonds and much more **Regularly \$39.95, but 20% off in June.**



### July Simpli-EZ Bias Ruler

Cut bias strips quickly and easily from fat quarters or 1/2 yard cut of fabric. Cut perfect bias strips from 1/4in wide to 2-1/2in wide. Folds for easy storage. **Regularly \$24.00 20% off in July.**



### August Quilt Shaper

Quilt Shaper-Light works to support your non-square quilts. It is run into your binding. You cut it whatever length you need. Two connectors are already installed on the 12 foot length. Complete instructions with step-by-step photographs are included. **Regularly \$16.00 but 20% off in August.**



\*\*\*For all nifty notions, quantities may be limited. Offer valid while stock lasts.

## Annual Pere Marquette Fall Retreat

Join other quilters for a time of relaxation, socializing and sharing at our quilting retreat at convenient and beautiful Pere Marquette. Leave your kids, husband, work worries, and cooking behind and pamper yourself with undisturbed quilting time in a group. Do your own thing or do a mystery quilt. It's your choice!

Make your reservation now! A single is \$319, while a double is \$254 per person. All meals and room are included—even an indoor swimming pool and paths for hiking breaks.

**November 7, 8 & 9 at  
Pere Marquette Lodge**



## Summer Classes for Kids & Teens

Do you have a child or grandchild who is interested in quilting and/or sewing?


We have two summer classes for them! See the class descriptions in the box on page 4.

The student can make either a rail fence tied quilt or a



cute and very trendy shoulder bag.

Do call and sign up quickly as spaces are limited.





The Quilted Fox  
10403 Clayton Road  
St. Louis, MO 63131  
www.quiltedfox.com  
Phone: 314-993-1181  
Fax: 314-993-6974  
Email: info@quiltedfox.com

#### **Time Dated Material**

Our newsletters are mailed 4 times per year. Our mailing list is for our use only and is not sold to other companies. Please help us keep it current.

- Yes, my name and address are correct.
- I've moved. Please correct my address as noted.
- Save resources. Please remove me from the mailing list.

Email us and let us know!  
info@quilted fox.com

#### **Shop Hours**

Mon. & Wed.-10 am– 5 pm  
Tues. & Thurs.-10 am-6:30  
Fri. & Sat.-10 am-4:30 pm  
Sun. 12 noon—4:00 pm

**Remember, we are happy to mail order  
if it serves your needs!**

## **Announcing! 7th Annual Fox's Fat Quarter Flash**



**Saturday, August 27**

**10 am — 4:30 pm**

**Sunday, August 28**

**Noon—4:00 pm**

**It's the annual fat quarter flash days! Come in  
and receive a fat quarter and one chance to win a 20%  
discount for a whole year! For each \$10 you spend  
in merchandise, receive an additional chance to win  
the 20% discount for a year!**

