

# THE QUILTED FOX

www.quiltedfox.com June/July/August 2010 314-993-1181

10403 Clayton Road  
St. Louis, MO 63131  
Phone: 314-993-1181  
Toll Free — 877-993-1181— Fax 314-993-6974  
Louise Georgia —  
Owner

**SELECTED AS ONE OF THE TOP TEN FEATURED SHOPS  
2001 QUILT SAMPLER MAGAZINE  
BY BETTER HOMES AND GARDENS**

## Dear Friends

I am doing a little better this year at getting my projects started for Christmas. Usually I am thinking along that vein in late October and discover that I just won't be able to get any of it done in time. It always amazes me that some people can be so disciplined and organized but I am learning.

We have a small group here at the shop that each month says what we want to get accomplished before next month (in the way of hand projects). If we don't get them done, we have to bring lunch for the others. Needless to say, we have all furnished lunch one time or another. Debbie did say one

month that it was easier to do the lunch thing than get her projects done.

You might try forming a little group like ours, especially if you are like me and work better with deadlines.

The social aspect of quilting is one of the things I like the most. Taking classes even when you know how to do something can be very rewarding. It gets you going and you have the camaraderie of the others in the class.

Even participating in our 1<sup>st</sup> and 3<sup>rd</sup> Saturday block of the month is a good social event. Most of all the retreats lead to friendships that are enduring. We have participants



that look forward to seeing each other year after year at the spring and fall retreats. If you haven't ever done one, don't think that you need to know someone to attend. You will certainly know many by the end.

I better get this off to Marsha who does the newsletter and does such a nice job. Hope to see you soon and enjoy the summer.

*Louise and her Terrific Staff*

## Important Dates


- May 7-8—  
Mother's Day Sale
- May 28—UFO  
night
- May 28-31—Todd  
Hall Retreat
- June 25 — UFO  
Night
- July 23—UFO  
Night
- August 7 & 21 —  
The Wild Fox  
Starts
- August 27—UFO  
Night
- August 28 & 29 —  
Fat Quarter Flash  
Days
- September 11—  
Lemoyne Star Re-  
union Party
- November 8-10—  
Pere Marquette  
Retreat

## Inside this issue:

Classes	2-4
UFO Nights	5
Groups	5
Quilt Retreats	5
Featured Kit	5
Lemoyne Star	6
Feature Articles	6
Elna Machines	6
New Products	7
Nifty Notion of the Month	7
Did You Know?	7

## New Block of the Month Starts in August

We're very excited to report that **Wild Fox** will start in August for our first and third Saturday Block of the Month. The current project, *Asian Attitudes*, will finish up in July. Then we'll launch right into *Wild Fox* which features black and whites and brights. The image to the right is the design as created in EQ6. The bright fabrics will be Louise's special selections and there will be many more colors than shown in the image. We hope you'll love it as much as we do! Sign-ups start June 1! (We cannot guarantee that sign-ups after September 1 will be possible.)



# Jumpstart Your Holiday Gifts — \$10 Class Series

This class series is offered to provide ideas to work on your holiday giving all year round. All materials for these classes must be purchased at The Quilted Fox. If you request, we can even put together a kit for you. Space is limited so call soon.

## June

### #440--Pad Folio--\$10

by Marsha Bray

Make these cute little pad folios by the dozen for quick but special gifts. It fits a 5 x 8 paper pad. Include a matching pen and you have the perfect little gift!

AB

Thursday, June 24--  
1:00 pm - 3:00 pm



## July

### #450—The Two-Hour Tulip Purse--\$10

by Debbie Grelle

Debbie brings us another cute bag!

This one can be made in 4 different sizes. It can also be reversible. Pick your favorite fabulous print and make a quick bag. We bet you can't make just one.

AB

Thursday, July 15 --1:00 pm - 3:00 pm



## August

### #460—It Takes a Village--\$10

by Shirley Plegge

This cute and quick wall hanging made would make a special gift for a man. It's dynamic made with African prints or choose other prints for a totally different look. A kit with African prints is available. AB  
Friday, August 6--1:30 pm - 4:30 pm



## Classes, Classes, Classes

**Class Policy** — Register in person, by mail, or telephone using charge card, check or cash. All classes must be paid for in full upon registration. There are no refunds on classes unless we cancel the class. If you cancel 12 days in advance, you will be issued a store credit. If you can't make the class, send a friend. If we cancel a class, we'll let you know at least 24 hours in advance and you will receive store credit or a refund. Class supplies must be purchased before class. To help us keep the roof over your head during class, we would appreciate it if you would purchase your supplies at The Quilted Fox and we will give you a 10% discount for supplies purchased at registration. We cannot call to remind you of a class. Your registration receipt is your reminder. Also, the class you pay for is the class you must attend. Any make-up will be at the teacher's discretion. Please review your class supply list prior to class and bring all items requested.

### #100 -- Beginning Hand Piecing--\$65

by Louise Georgia

This four-session class will take you through all the basics of hand piecing, including fabric selection. You will be making a table runner or wall hanging—your choice. Even if you have never held a needle or just need to learn the tricks to make it simple, this is the class to take. Suggested second class is #105 which covers hand quilting. B  
Thursdays, July 15, 22, 29, August 5-- 6:00 pm - 8:00 pm

### #101 -- Beginning Machine Piecing - \$65

by Shirley Plegge

This five-session class will cover everything you need to know to make your first quilt top. It will include fabric and tool selection, rotary cutting, machine piecing, assembling your quilt top and adding borders. Suggested second class is #114 Machine Quilting. B  
Monday, August 2, 9, 16, 23, 30 -- 10:00 am - 12:00 noon  
Or Tuesday, August 3, 10, 17, 24, 31 - 6:00 pm - 8:00 pm

### #105 -- Traditional Hand Quilting -- \$21

by Marilyn Donovan

If you have ever wanted to create an heirloom quilt or just relax and do hand work, come learn how to do a beautiful quilting stitch, how to layer, mark and quilt a small sample. Tools of the trade will be covered. Marilyn will teach you to quilt without a frame or a hoop. B  
Thursday, August 26 - 6:00 pm - 8:00 pm

To see any picture in color, go to our website and open the newsletter by clicking on "newsletter" on the sidebar.

**Key to class difficulty level**—B— Beginner—No quilting experience; AB— Advanced beginner—Has made at least one to three quilt tops; I — Intermediate— Has made several quilts; A — Advanced— Has made many quilts of increasing difficulty

---

## Classes, Classes, Classes

### #112 – Introduction to Hand Appliqué-- \$60

by Marilyn Donovan

Learn the basic skills and techniques of needleturn hand appliqué, including preparation of appliqué shapes using freezer paper and templates, marking for needle-turn appliqué, reverse appliqué, appropriate hand appliqué stitches, techniques for sharp inner and outer points, and techniques for making bias stems and circles. B

Thursdays, July 15, 22, & 29 – 10:00 am – 12:00 pm

### #114 -- Machine Quilting -- \$40

by Irene Miller

Using a practice muslin “quilt,” we will learn the basics of machine quilting. We will cover basting, anchoring, stitching in the ditch, and straight line quilting. We will then drop our feed-dogs and explore stitching both motifs and backgrounds with free motion quilting. B

Friday, June 4 — 10:30 am -4:30

### #118 – Color Workshop -- \$25

by Louise Georgia

Explore color in a very special and open atmosphere. We won't be using a color wheel or technical tools. We'll just expand our eye to color and what we like and why. This class is a prerequisite for East Quilts West (#121). B

Saturday, July 24– 8:30 am – 10:00 am

### #121 -- East Quilts West -- \$7.00 each class

by Louise Georgia

Learn to expand your horizons by making a block each month that allows you to try new colors, patterns and designs. In class we will discuss what colors and patterns work well together but which are not predictable. East Quilts West by Kumiko Sudo is used in the class. The color workshop (#118) is a requirement before taking this class.

AB

Thursdays, June 3, July 1, August 5-10:00 am - 12:00

OR Saturdays, June 5, July 3, August 7– 10:00 am – 12:00 pm

### #128--- Beginning Paper Piecing -- \$25

by Marsha Bray

Would you like to have perfect points and precise lines? You can do it with paper piecing. This freezer paper method makes it very easy!

Machine required. AB

Tuesday, July 20 – 1:00 pm – 4:00 pm

### #130 -- Learn Machine Appliqué -- \$25

by Marsha Bray

Do you like the look of appliqué but don't like to do hand work or just want it fast? Try quick and easy machine appliqué. In this class you'll learn the technique that you can then apply to any appliqué project. Requires a sewing machine with an adjustable zigzag stitch. AB

Saturday, July 10 – 10:30 am – 1:30 pm

### #145 --Advanced Hand Piecing: Exploring Circle Blocks -- \$7 per month

by Marsha Bray

If you have some experience with hand piecing and love it, this is the class for you. We'll make a different 16" circle block each month. Come and join us to learn the pattern, compare fabric choices, learn tips to make it easier and enjoy the monthly show and tell. Class meets monthly throughout the year. (Note schedule changes in June & July)

Mondays, June 7, July 12, August 2 -- 1:00 pm - 2:00

or Saturday, June 12, July 10, August 7-- 2:30 pm-3:30 pm

### #150 –Intermediate Hand Piecing -- \$7 per month

by Louise Georgia

Do you love that you have learned to hand piece but would like to refine your skills even more? Louise

will help you learn to get the perfect results that you seek while making a quilt that is 68" x 84". The size can be varied by altering the layout. It will take 12 months to complete the blocks and another month to put it together. What a good opportunity to learn while enjoying the company of the other students. Held every 4<sup>th</sup> Wednesday AB

Wednesdays, June 23, July 28, August 25 – 2:30 pm – 4:00 pm

### #155 -- Freezer Paper Appliqué -- \$21

by Louise Georgia

Learn Louise's freezer paper appliqué technique. The class will also cover her favorite notions for appliqué as well as her stitching technique. B

Friday, July 23 – 10:00 am – 12:00 pm

### #210 – The T-Shirt Quilt-- \$25

by Trudy Johnson

What do you do with all of those T-shirts? Create a one-of-a-kind, heirloom-quality quilt from your loved one's shirt collection. Trudy will guide you through it! B

Saturday, July 17 -- 10:30 am – 1:30 pm

### #220 – Sampler Magic-- \$7 per class

by staff

Sampler Magic is a gorgeous design by Lori Smith. Join this continuing class and work on this intricate but not too hard design. Louise made hers in French fabrics. What would you choose? In class, you'll have help choosing fabrics for each block, help with the directions (if you need it) and, most importantly, the encouragement to keep working on your quilt until you too can enjoy a finished quilt! (The class will meet monthly on the first Tuesday)

AB

Tuesdays, June 1, July 6, August 3- - 1:30 pm – 3:30 pm

# Classes, Classes, Classes

## #225 – Borders and Bindings -- \$21

by Candy Grisham

Have you wanted to learn how to measure and attach borders without ripples? How to do straight or bias bindings? This will be a technique class and you will go home with samples and written instruction for: straight borders, mitered corners, straight and bias bindings and finishing bindings. B

Tuesday, July 6 - 6:00 pm - 8:00 pm

## #260 – Mastering the Art of Precision Piecing -- \$25

by Tracy Back

Take your piecing to the next level. Learn techniques to enhance your accuracy, make points perfect and all seams match. AB

Thursday, August 19 - 6:00 pm - 9:00 pm

## #310 –Embroidered Appliqué-- \$25

by Suzanne Marshall

What a difference embroidery makes when it is added to appliqué! See examples of appliqué with embroidery-- then needle turn appliqué a small bunny. Individual help

will be given as needed with perfect curves, sharp points and smooth edges. Then add embroidery and admire the impact! AB

Wednesday, July 7 - 1:00 pm - 3:00 pm

## #320 – Professional Tote -- \$45

by Marsha Bray

Who would not love to carry this tote on the train to work or school, with its perfect spots for a laptop, books and water bottle? Wouldn't it



make a great carry-on for your trip with all the handy pockets? Gather all of your supplies and be ready to have fun and sew; you should finish this tote in class! Pattern purchase required. Homework before class. Intermediate level sewers! Saturday, August 14 - 10:00 am - 4:30 pm

## #325 – Purple Passion -- \$40

by Candy Grisham

Don't let the purple put you off. Using your own color palette, create a wonderful whirlwind design. A project for the intermediate quilter. Learn to piece long triangles into rectangles with the Angleplay templates. I

Saturday, July 31 - 10:30 pm - 3:30 pm

## #330 –Changing Seasons Wall Hanging-- \$21 first class

by Eunice Porvaznik

Each month get together with Eunice and make a cute and clever paper pieced 12" block. You'll make each month's blocks in time to hang for the appropriate month. You'll love these charming little pictures! Some paper piecing knowledge would be helpful. After your first class, additional months are \$10 each. AB

Tuesdays, June 8, July 6, August 3 - 10:00 am - 12:00 pm

## #350 –Appliqué quilt-- \$7 each class

by Marilyn Donovan

Join Marilyn and polish your appliqué skills while making an heirloom appliqué quilt. The pattern is *Floral Delight: A Celebration of Appliqué* by Lori Smith. You'll make a block each month. This is a continuing class that meets each month. Some previous hand appliqué experience is recommended. AB

Saturdays, June 5, July 3, August 7 -- 12:30 pm - 2:30 pm  
Or Thursdays, June 10, July 8, August 12 - 6:00 pm - 8:00 pm

## #360 – Four Patch Posey-- \$25

by Linda Grabel

Make a gorgeous quilt using only one print fabric for the blocks and borders. It's beautiful with an Asian print, exotic with an Australian print, and pretty with a floral print! Create your own special look! AB Saturday, July 24-- 10:30 am - 2:30 pm

## #365– Fuchsia Fantasy—Free with purchase of kit

by Marsha Bray

Make a pretty wall hanging or throw that is the essence of summer flowers. The pretty fuchsia border fabric is repeated in the blocks and creates a striking pinwheel design. The class is free with the purchase of a kit. AB

Monday, July 19-- 10:30 am - 2:30 pm

## #370 – Wacky Rail Fence-- \$30

by Marsha Bray

This curvy rail fence quilt is fast and fun. Learn to cut free hand curves and then sew the curves without pinning. Yes, you can do it! Make a wall hanging or make it bigger to fit a bed. It's so fast and easy! The pattern is from the book *Stack a New Deck* by Karla Alexander. AB Saturday, June 26 -- 10:30 am - 2:30 pm

## #375 – Bargello Spectrum-- \$40

by Julie Harris

You've heard of bargello in reference to needlepoint. We will use a bargello technique to create a quilt design. Choose one or two color families to make an undulating, gradated wall hanging. In the first class, we will select fabrics and discuss the homework assignment. During the second class, we will construct the wall hanging and plan options for the borders. AB Friday, July 30- 10:30 - 12:30 and Friday, August 6 - 10:30 - 1:30



---

## Featured Kit—*Earth*


It's hot off the cutting tables. We are pleased to have a very exciting new kit to offer featuring the line of Tonga Batik from Timeless Treasures.

*Earth* was designed by Cheryl Malkowski and features all the beautiful browns, tans, golds and greens of the earth.

The finished quilt will be 60" x 70" and the kit sells for only \$79.95.

You have to see these gorgeous fabrics to appreciate how beautiful this quilt will be.

Kit quantities are limited, so don't wait too long!



---

## Annual Pere Marquette Fall Retreat

Join other quilters for a time of relaxation, socializing and sharing at our quilting retreat at convenient and beautiful Pere Marquette. Leave your kids, husband, work worries, and cooking behind and pamper yourself with undisturbed quilting time in a group. Do your own thing or do



a mystery quilt. It's your choice!

Make your reservation now! A single is \$319 while a double is \$254 per person. All meals and room are included—even an indoor swimming pool and paths for hiking breaks.

**November 8, 9 & 10 at  
Pere Marquette Lodge**

---

## Groups

### 1st & 3rd Saturday Groups

Mark your calendar to attend: June 5 & 19; July 3 & 17; August 7 & 21

### Sit and Sew

Meets 1:00—3:00 pm the second and fourth Wednesday of each month—June 9 & 23; July 14 & 28; August 11 & 25. This free club is designed especially for those of you who like to get together and socialize. It doesn't matter if you are hand piecing, hand appliquéing or other hand sewing. Please drop in and visit with us.




---

## Lemoyne Star Party “UFO’s Are Us”

Did you make Lemoyne Star blocks in the Advanced Hand Piecing class? It's time to finish them up and sew them together. We're having a party on Saturday-September 11 at 1:30 pm to show off our work! So dig out those blocks; finish up what isn't finished; and sew them together. Bring your quilt tops or finished quilts and join us for show and tell and refreshments.



**Friday Night  
Retreats!  
Come and  
sew or shop  
from 6:00 to  
midnight**



### Fridays:

**June 25; July 23; August 27**

Never have enough time to get everything done? Can't get to retreat? Come for a mini-retreat and sew with us. We'll provide the sewing space. You provide the projects, additional snacks if you want, and good company. It's only \$5! Advance registration is required to stay and sew. Space is limited.

Just want to shop? No registration or fee is needed. Just stop in anytime from 6:00 to midnight to shop.

---

## Elna Sewing Machines—Introducing the 5200!

Fun for everyone with the new Elna 5200. This versatile machine can handle any fabric - no matter how tough. So start right here, right now, and create your own personalized quilt or garment.

Elna's new models are simple, speedy, responsive and fun to use - and equipped with the very latest technology. They're a fresh and inspirational addition to your world - brand new symbols of a society that's constantly reinventing itself.

### Now 20% off!

- Adjustable foot pressure
- Built-in needle threader
- Adjustable speed control
- Manual thread tension



- control
- Strong needle penetration on all fabrics
- Extra-high presser foot lift
- Clip-on presser feet
- Rotary horizontal hook with transparent bobbin cover

And much, much more!!

**Don't forget that our drawing to give away a new Elna 2800 ends May 31. To be entered in the drawing, you just need to come in and test drive any of our new Elna models.**

---

## Support Research to Cure Huntington's Disease

Tucked in the window well by the ironing table, you'll find a basket of books and boxes of previously read quilting magazines. There is also a donation box. If you find something interesting, tuck your donation in the box and take home your new treasure.

All of the proceeds are donated

to the Huntington's Research Fund, which sponsors research to find a cure for Huntington's Disease. HD is a progressive neurodegenerative genetic disorder which affects muscle coordination and some cognitive functions.

Louise Georgia's beloved husband Jim passed away from the ef-

fects of Huntington's in 2007. She is dedicated to raising funds to find a cure for this terrible disease.

We hope that you'll check out the books and magazines on your next trip to the shop and take home any that interest you. Your donation will be much appreciated.

---

## Baby, Baby, Baby!!!!

Don't you just love to make things for babies? The colors are fun and the projects are generally small enough to finish quickly for some instant gratification. We have some great items at The Quilted Fox to add pop to your baby projects.

First we have giant ric rac in great baby colors—mint green, baby blue, pink, lavender and more. If you pick a couple of cute baby flannels and use the ric rac around the edge, you have an almost instant and very cute baby blanket. To make it even easier, we have some kits already made up with just the right amount of fabric and ric rac.

Do you think minky is delightfully soft? Do come in and pet our



Whimsy by Moda. It's even softer and silkier! It comes in soft baby colors and would make a luxurious baby blanket for a very lucky baby.

We also still carry china silk for making the ultimate in baby blankets. With one side made of flannel or Whimsy and the other side silk, these blankets are truly special. The

china silk is softer every time it's washed. Come in and feel our sample.

Finally, we have a whole selection of kits made up in fun baby friendly fabrics. These are all easy patterns such as Yellow Brick Road, Kwik Scrappy Log Cabin and Crumbs. They sew up quickly for a very special baby quilt.

Some of these are made up in our very fashionable and fun Amy Butler collection. Amy Butler designs are very popular with younger mom's for quilts and little girl's dresses. The designs are bright, colorful, fashion forward and appeal to all ages.

## Nifty Notion of the Month

### June

#### Back to Basics Circles Template Set

**Sizes: 1", 2", 3", 4", 5", 6"**

Our circles set has 6 great sizes.

- Clear acrylic templates.

- 1/4" seam allowance included.

- Great for machine and hand piecers.

- Laser cut for 100% perfection.

- Seam slots to mark sewing line.

- Rotary cut several layers at one time.

**Regularly \$30.00, but 20% off in June.**



### July

#### Ta-Da Triangles Half Square Triangles

Ta-Da Half Square Triangles (HST) are pre-printed on fusible interfacing to make quick, easy and accurate half square triangles.

Each package contains approximately 2 yards of pre-printed interfacing sized to fit fat quarters. The Ta-Da process uses a simple press, sew and cut process. **Regularly \$5.00, but 20% off in July.**



### August

#### 50 Spool Thread Organizer

Holds 30 mini cones or 50 spools of sewing thread.

Dust free, stackable, sturdy. Approx. 11 1/4" x 10" x 2 1/4".

*Box colors will vary*

**Regularly \$16.95 but 20% off in August.**



\*\*\*For all nifty notions, quantities may be limited. Offer valid while stock lasts.

## New Products for Quilters

If you haven't tried our new **Aurifil thread**, you really need to! Aurifil is a very high quality, 100% cotton thread made in Italy. It's a 50 weight/2ply that comes with 1300 meters to a spool. There are many gorgeous colors to select from. We love it because it's a very fine thread and very lint-free. You can wind lots of thread on a bobbin which means fewer

bobbin changes.

Another useful new product is **Wash Away Appliqué Sheets** from C&T Publishing. These can be run through your printer to copy your appliqué or paper piecing pattern. You can then press your fabric edges to it just like freezer paper. After you have finished sewing, just dunk it in water and it washes away. How per-

fect is that?

We also now carry the new **Clover Protect and Grip Thimble** which features a flexible rubber body married to a dimpled metal tip. It's cooler than an all metal thimble but protects your finger nicely.

Do come in and take a look at these great new products!

## Did you know?

### Did you know that individual instruction is available?

Do you want to learn a technique, but there isn't currently a class? Do you want to make a project, but can't figure out the directions? Do you want to take a class, but it's not offered at a good time for you? You can arrange individual instruction for a reasonable fee at a time that works for you.

### Did you know we have a mystery quilt in progress?

It started May 1 but you can still catch up!



### Did you know we still have room for the Spring retreat!

Yes, it's not too late to join us for retreat at Todd Hall over Memorial Weekend, May 28-31. You'll have four days of a fun quilt retreat to catch up on all your quilt projects or to make a mystery quilt. It's your choice. Call now to sign up. Double occupancy is only \$208 per person or \$275 for a single.



The Quilted Fox  
10403 Clayton Road  
St. Louis, MO 63131  
www.quiltedfox.com  
Phone: 314-993-1181  
Fax: 314-993-6974  
Email: info@quiltedfox.com

### **Time Dated Material**

Our newsletters are mailed 4 times per year. Our mailing list is for our use only and is not sold to other companies. Please help us keep it current.

- Yes, my name and address are correct.
- I've moved. Please correct my address as noted.
- Save resources. Please remove me from the mailing list.

Email us and let us know!  
info@quiltedfox.com

### **Shop Hours**

Mon. & Wed.-10 am- 5 pm  
Tues. & Thurs.-10 am-6:30  
Fri. & Sat.-10 am-4:30 pm  
Sun. 12 noon—4:00 pm

**Remember, we are happy to mail order  
if it serves your needs!**

## **Announcing! 6th Annual Fox's Fat Quarter Flash**



**Saturday, August 28  
10 am — 4:30 pm  
Sunday, August 29  
Noon—4:00 pm**



**It's the annual fat quarter flash days! Come in  
and receive a fat quarter and one chance to win a 20%  
discount for a whole year! For each \$10 you spend  
in merchandise, receive an additional chance to win the  
20% discount for a year!**