

# Winter 2012

## Sew-Ezy



11427 Lebanon Rd

Sharonville, Ohio 45241

(513) 563-7474

[www.SewEzy.com](http://www.SewEzy.com)

Wow! Can you believe this year is gone...and oh, so fast. This newsletter is always the hardest one to write. Time is always a challenge. The planning stage is the toughest with so much to do and so little time available.

I try to think about all the different projects we could make, all the fun we will have creating them and then I want to stop writing and get sewing; but I can't. I need to get this done.

So, I will keep this short. I know all of you are as busy as I am planning family Holiday events, so let me just say "Thank you for a great year at Sew-Ezy". We have enjoyed all of your visits, all the projects you have brought in for Show and Tell, and most of all of your support.

Supporting any local business will not only help that store to survive, but it also helps more layers than one might think.

Did you know all dollars spent in your own town stay in your own town, reducing the need for higher local taxes?

\$.65 cents of every dollar spent locally supports your town.

Even when you shop out of town or the Big Box stores money is contributed locally. But, when you shop at the places mentioned only \$.40 cents of the dollar supports locally whereas when you SHOP LOCALLY \$.65 cents supports your town, generating an extra \$.25.

The money spent locally stays in your town supporting people that **serve** your town ( police, fire-fighters...).

Figure it out. That is \$.25 more to reduce everyone's local taxes.

Buying locally helps you in the end!

Thanks you, again, for a wonderful year. And we look forward to helping you in 2012 and many years to come.

Happy Holidays to all

Pam



It seems each year that snow gets in the way. Sometimes, it happens overnight; it is hard to let everyone know of our decision to close due to weather that I feel is just not safe for any staff or customers to be out on the road. If we have closed, this information will be posted on our web-site as well as on our facebook page. Chances are, if lots of schools are closed, so are we.

# Community Service

## Aprons (Tie One On)

For the past three years, we at Sew-Ezy have participated in a national drive to spread a little comfort to families in need at Thanksgiving. A loaf of bread wrapped in a handmade apron was added to the food boxes for the needy. Once again, thanks to the help from so many to assist us in reaching out to less fortunate families.

## Food drive

With so many families in need this year, we at Sew-Ezy decided to add a food drive to our Annual Holiday Open House. I can say Sew-Ezy customers are the best. In just a few days, we collected several boxes of food. Since we had not done this before, I was not sure how it would work out.

But I am so proud to be among so many giving and caring people. Thank you from the bottom of my heart!



## Stocking (homemade)

As I talked about the families in need, many of them are children that just have so little yet have no way of really understanding why. That thought saddened me as I watched on the news how children in need ask for the simple things, not toys or candy, but everyday things that we take for granted in our daily lives. With that weighing heavily on my mind I decided to act on that. Sew Ezy cut out Christmas stockings and had those who attended our Annual Holiday Open House take a few minutes to make a stocking. That was the easy part, next was what to put in the stockings. As I thought again about “needs” a new tooth brush & tooth paste seemed perfect. So asked my dentist if he could provide me with a source to purchase tooth brush & tooth paste to stuff in the stockings.

Dr. Joel Koch did better than that, he gave us tooth brush & tooth paste in a cute little pouch that will make the best pencil bag. So, from that, we started adding items. Little gloves, Holiday pencils, pencil sharpeners, chap sticks even a few candy canes went into stockings.

Once again with the help from wonderful staff, my wonderful giving customers and my wonderful “best” dentist,

## Christmas Stocking Update:

Sew Ezy partnered with a large church here locally as our winter service project.

The Christmas stockings made during our Christmas Open House were filled with useful items for the children including gloves, socks, tooth brush and tooth paste, pencils, pencil sharpeners, Chap Stick and a few other extras. The lady who accepted the stockings from us was thrilled to see the tooth brushes and tooth paste. She said they have provided those items in the past, but this year they had to make the decision to buy food for the children even though they wanted the children to have tooth brushes and tooth paste.

She also mentioned that donations for the children were very low this year. They were very sad to think about how disappointed the children would be not to receiving anything just for them. Then we arrived with the Christmas stockings that thrilled the children and I would guess, the folks that helped to pass them out.

In planning classes for 3 months, sometimes it's impossible to get all the samples done to add pictures to the class listing. Thanks to the internet or facebook, you'll be able to see the class samples as we complete them. Check back to the calendar on the website, find the class in the calendar, and click. There you can see the sample much more clearly since you can zoom in on it.



## Goose Tracks- Two Ways to Join

Goose Tracks is the neatest BOM embroidery project ever! Once you see this project it will take your breath away with its beauty, and best of all, it's all done in the hoop. For 10 months we will create this work of art.

Lecture/Demo only- each month we will walk you through the steps for that month's block; then you can create it on your own time schedule. You will receive the instructions as well as the design in your chosen format. (Monthly fee \$15 for CD)

Hands-on sit and sew fee: \$20.00 for CD fabric kit additional

You must sign up by January 21, 2012. Be sure to check the calendar for times.

## Beginner Sewing Series



Have you always wanted to learn to sew, but just weren't sure how to

start? We have the perfect series of classes lined up for you.

Join us for this fun set or classes or pick the ones that you want. Each class in our series will teach you several sewing techniques that you will find yourself using over and over

again on future sewing projects. Some of these techniques and information will include how to read a pattern, cutting, what the different types of fabrics are,

and how to sew seams.

No experience or supplies needed! We supply the sewing machine, fabric and all the tools you will need. All you need to do is bring yourself.

### Beginner Sewing – For My Home

As we look forward to Spring, who couldn't use a few new stylish pillows and a few fresh table runners. Learn how to brighten up your home while learning the proper cutting and measurements as we create a stylish pillow and a fun table runner.

Two 2 hour sessions \$ 65 includes kit for the first project.

### Beginner Sewing: Clothing

Learning to sew can be scary. However, with our help it doesn't have to be. First you need to understand how to read a pattern, how to pick the proper fabric, how to cut it out, and finally how to sew it.

Join us to learn the entire list plus much more in the two week course that will certainly get you off to a good start. In this class we will make a pair of lounge pants. Create the pants for yourself or for a family member.

Two 2 hour sessions \$ 89 includes pattern and fabric for project




As a beginner, it can all look overwhelming; but sewing can be so much fun. Join us to learn about fabric, measuring skills, hemming and seam finishing as we create a wonderful tote bag perfect for the shopping.

Since 1960, Sew-Ezy has been teaching thousands of people how to sew. The fact is, Sew-Ezy was named and formed from teaching sewing.

A photograph of two women working on a large quilt. The woman on the left is older, with white hair and glasses, wearing a blue long-sleeved shirt under a black vest. The woman on the right is younger, with grey hair, wearing a light blue quilted jacket with a floral pattern on the sleeves. They are both focused on a large quilt laid out on a table. The quilt features a prominent green and yellow checkered pattern. The woman on the right is using a blue tool, possibly a seam ripper or a small iron, on the quilt. The background shows a workshop or store with various items on shelves.

(513) 563-7474      [www.SewEzy.com](http://www.SewEzy.com)

# Sew Ezy Social Events



## Fabric Bunco

Looking for a fun night out? Bunco is all the rage. **You do not have to be a quilter to play Quilter's Bunco**, but be advised, our stakes are Fat Quarters. So gather your friends, and be ready for a great time. We will gather the snacks and together we will have a wonderful time.

ABSOLUTELY no experience necessary.

Class fee: \$2.00 and 5 quilt shop quality fat quarters.

P.S. If you do not know what a FQ is, it is a 18" x 22" piece of quilters fabric.

## Flick n' Stitch

Want to get out of the house?

Spend time with a great group of people?

Watch a great movie, have dinner and be PRODUCTIVE all at the same time? Well, join us for our Flick n Stitch! This class will be one Friday evening a month. You can sew on an unfinished project. A different movie will be played each month and pizza will be provided.



Offered monthly Class fee: \$15.00 includes dinner

## What's new in Embroidery


We have a new designer.... Purely Gates. The designs are beautiful thanks to the unique use of Mylar. Stop by and see for yourself.

Here is a few samples from our favorite collections.

### Purely Gates




### Smith Street



### Dakota



### Anita Goodesigns



# Something Old Something New

## — EZY PLUS

I love to teach and it stands to reason based on my background as a former educator for Janome. As part of my job involved training it also involved creative sewing/quilting. Over the years I have tried to blend those two categories (if you can call them that ) by offering a blend of training and creative. Well we are changing how classes are done. When you purchase a machine at Sew-Ezy you tell us when the best time is for you to have training on your new machine. So now that you know your machine spend a few hours creating a fun sewing project with fellow sewers.

For those who want to know more and use the techniques within a project we are bring back our “Ezy Plus” classes for our Janome machines.

We have developed a series of classes to teach you new techniques, new projects and give you lots of new ideas. The “Ezy Plus” classes will be offered once a month on a Saturday afternoon with most of the classes being around two hours. Some may be a little longer based on our chosen project. Since there are certain times of the year we do not offer classes, this new “Ezy Plus” series will be based on 9 months. The program will be offered three ways- full 9 months, 5 months or 1 month plan. Depending on how you sign up you will be given “Ezy Plus Passes”.

If you sign up for all 9 months you will be receiving 9 passes that you can use in any order which are good for 12 months.. If you want to take the same class twice that's fine just use your pass. If you sign up for the 5 month you'll receive 5 passes. Again, use the passes anyway you like or you can sign up monthly. Of course your savings is the greatest when you sign up for the 9 month program. The only rule that applies is that you need to let us know 5 days in advance for us to save your spot. However, you are welcome to try to see if space is available at the last minute. Once you have signed up for class you will then be given a list of supplies for that class.

9 Ezy Passes - \$65

5 Ezy Passes - \$50

1 Ezy Pass - \$12

Class size is limited so be sure to sign up early!

### Romancing the Stitch

Shall we say this is a “sweetheart of a project? With the use of basic appliqué and decorative stitches we will take a plain towel to a stunning creation.



### Creating Larger Stitches

Join us to learn how to combine stitches to create a world of stitches you may not even know you have. Turn this project into a quilt block or a pillow top.

### Bobbin Work Tote

Okay, you have been afraid to sew with heavy thread; there is no need to worry, if we just “think” upside down. “Where did that stitch come from?” notebook cover.

## For ALL classes

### Bring Basic Sewing Supplies to Each Class

Pins

Scissors

Basic Thread

Ruler

Seam Ripper

Marking Tool



Bringing your machine? Presser feet , power cord, foot control - Embroidery Hoops (if it applies)

Embroidery Thread (if it applies)

## Critter Biology 101

Together, we will perform a dissection of a stuffed animal. Don't worry, it will be fine, and fun! Learn how to use the parts to make a new favorite blankie. All it takes is a stuffed animal, a chunk of fabric, and a pair of scissors (and a little bit of sewing) to make an adorable baby gift or a surprise for your favorite child.



Class fee \$10.00 plus animal kit.



### "Cute Bag!" Your Choice

In this class we will get ready for spring by

making this adorable bag. In class we will play with the stitches on your machine to do the quilting.



Class fee \$15.00 plus supplies

Looking to purchase Dakota designs online?

Here is our "Go Nuts Number".1209



**Thank You**

## Valentine Apron

Just in time for the sweetest day of the year. **It is sew cute!** With this apron, you will be in style as you create your sweet desserts. This project includes the use of tea towels with the addition of applique to create a wonderful apron for yourself or as a gift. Basic applique skill is needed.



## It's a Charming Gift

Collect all 12 charms...each month we will offer a new "free" charm just spend \$50.00 and it's yours.



You will want to add one of these cute holders to display your collection.



## **New** Demo Days (monthly)

Did you know that Sew-Ezy is your best source for the latest new gadgets and embroidery? In class we always try to highlight what's new, but sometimes there is too much to share in a class. So, we found a solution..."Demos". It's true that seeing how something is done is the best way to learn, so join us for our demo days. Each demo day we will pick a different item to show. Stop by and see. See, learn and save. You won't want to miss this event.



# Isn't This Gorgeous!

## It's Called Spash!

New BOM 84 x 101

## It's All About Color!

Join us as we take a journey in to the world of color when we explore the interaction of hues as this beautiful quilt comes together. We have two options for you to choose from. Since this quilt repeats each block three times, the kit fees are a little higher than our last BOM; however, you are getting more fabric in your kit. The "Block Only" option means you create only the blocks that you see in multiple colors. Block Only is a 7 month program. Or, you may complete the 9 month program creating the quilt as you see it. The best value is the complete option; it's almost like getting 1 yard of fabric free each month. You decide which option is best for you, and be sure to sign up early for we only have a limited number of kits available.

Block only: \$ 12.99 monthly or Complete : \$ 21.00

Did you know that sometimes classes are about the project, sometimes they are about the technique, and sometimes they are about the fellowship and the friends you make along the way.

### Let's Twist

O.K. It looks complicated with all of the continuous pinwheels, but really – it is not.

Once you get started twisting, you'll love it so much, we predict it won't be the last pinwheel you make!

\$35.00 plus Twister Tool purchase required.



### Panel Quilts

Have you wondered how to take a panel and turn it into a work of art? Join us as we explore different ways to work with panels and make them look like so much more.

Class fee: \$10.00 plus supplies

### Fabric Frenzy Workshop

**(Scrap Party) fun, fun, fun!**

Finally! A class that is about using up those scraps. Love your scraps (or your classmates). **Each month** a different quilt will be chosen from the book, Scrap Basket Surprise. If you need a little more variety, just swap with your neighbor.

Class fee: \$20 plus purchase off book and basic basic background jelly roll from Sew-Ezy.

### Learn Applique

Have you admired all the wonderful samples with applique at Sew-Ezy? If you have not had success on your own, you won't want to miss this class.

Class fee: \$25 includes sample kit

## Mommy and Me

This is a great way to spend special time with your child or grandchild. In this class you will work together to create a lap quilt that your child will adore. Child needs to be at least 8 years of age.

3 hour class

Class fee \$35 plus supplies.

Adult and child for one fee .



## “Baby, Oh, Baby!”

The latest trend is minky/cuddle. It is so wonderfully soft and warm that we just had to make this quilt. This quilt gets an “A” for texture. With the twisted bow tie, cuddle and flannel, what child wouldn’t love being wrapped up in this quilt.

Class fee \$20 plus supplies

## Cuddle Up with the Shannon Strippy Quilt



Have you touched this quilt yet? You’ll dream of how wonderful this quilt will be on those cold bitter nights as you snuggle under the softest, most luscious quilt ever. You might be afraid to sew on this fabric, though. Fear no more! With our tips, you’ll be snuggling under your very own quilt in no time.

Kits will be available by a pro0order only, so you need to sign up at least 2 weeks before class. Choose from a selection. If you miss the deadline, there will be fabric for you to choose from.

Class fee \$10 plus supplies/kit.

## Class Policy

All Classes have a fee or a deposit, even FREE Classes.

At the time of registration, FREE classes will require \$10.00 to hold your space.

When you arrive at class you will receive your \$10.00 back.

All class fees are due when you register for class, and are refunded if you must cancel, and notify us 72 hours before class, or if we have to cancel a class.

513-563-7474

# New

## New Block Swap Beginning in February

*If you have not yet taken part in a block swap, please join us.*

Once a month, we meet and receive a cut of our focus fabric and a pattern. The focus fabric must be used in the designated areas. The rest of the block is interpreted by you. You make four identical blocks and return the next month. The blocks are collected and dealt out like cards. Then, the craziness begins! You have two chances to steal to get the blocks you would like to put in your quilt. At the end of 6 months, you have enough for a queen size quilt or any other combinations you decide to configure. Each month, there is a new block pattern, but it still has the same focus fabric.

FUN, FUN, FUN!

Fee \$5 for focus fabric and pattern.



# Owners of Janome Embroidery Machines

## Clothsetter

If you have a Janome 300c, 350e, 9500/9700, 10000/10001, 11000/11000se, then this gadget is for you. Imagine having all your designs and lettering line up perfectly. In this class, with this gadget, you'll learn how to do just that.

There is no class fee if your clothsetter was purchased at Sew -Ezy. If purchased elsewhere, there is a fee.

Class fee \$8.

## Learn YOUR New Janome Embroidery Machine (LE)

So your machine does embroidery. Well, join us to hit the mark on placement. Lots of information is covered in this class, from the proper thread to the best stabilizer.

A must class for quality embroidery. Must bring all hoops plus embroidery thread.

(no charge for machines purchased at Sew-Ezy)



## NEW

### 11 and 12 Club

This is something new and special for owners of Janome 11000 and 12000 machines.

Your machines offer you so many options that you have probably not yet discovered. We have some special things in mind to make you love your machine even more!

## Janome Digitizer Club

What a remarkable program this is that allows you to either create from scratch or to make changes to any design. This program is available in two different levels: a Jr. version or a full package version. As we work on learning different ways to use this program, there may be some things that cannot be achieved with the Jr. version, due to the absence of some tools.

Class fee \$5 for Sew-Ezy customers.

## Eclub-

Set your sights on beautiful snowman or shall I say snow ladies and snow gentlemen. In class we will create an adorable pillow however the designs would make a wonderful quilt or wall hanging.



## When attending our training classes

**YOU MUST bring Your machine with all accessories, power cord, foot control along with basic supplies to all sewing machine training classes.**

## Janome Reward

Sometimes, things slide past us, but I wanted to end this year by thanking all that have supported us at Sew-Ezy in the past as well as in 2011. Once again, with your support, Sew-Ezy was honored with an achievement award from Janome. It is an honor to display this award with pride, knowing that we helped so many people in 2011; and, we look forward to doing the same in 2012. Thank you so very much for making Sew-Ezy Janome's award winning dealership!

# New Machine?

## Learning About a Sewing Machine

How does this thing work? That could be what you said as you looked at that sewing machine. If you need to know the answer, then this basic class is for you. Learn how to thread the sewing machine, how to select stitches, how to insert the bobbin and how to check for a proper stitch.

Class fee \$20.00.

There is no charge if your Janome machine was purchased at Sew-Ezy.

## Serger Sewing

If you love to sew, you may own a serger. Maybe you are not using it to its fullest. Or, maybe you are just not sure how they work when it comes to sewing. We have our classroom sergers available for you to try; call for details

Our new series of serger classes will get you serging. Take both classes and save!

### Serger Pillow

**Learn to use a basic serger stitch** by creating an easy pillow. You'll advance to use your serger for a decorative flat lock and rolled hem. You will also learn how to create a ruffle. When we are done, you'll have a pretty patchwork pillow and you will have spiffed-up your serger skills.

Class fee \$15.00 plus supplies.

### Serger Lounge Pants with Style

Let's serge! With the use of a serger, we will create a wonderful fun pair of lounge pants with style. Learn how to serge with elastic, how to create piping, and enjoy using your serger. Create the lounge pants for yourself or for a child.

Class fee \$15 plus supplies

---


## *New* Facebook

Well, we finally stepped up to the plate and joined the world of Facebook. If you have attempted to "join" us in the past and had difficulty, we have corrected our mishaps.

Please give us another try. On the home page of our website, you'll find a link. Click and join as we keep you up-to date on all the fun things happening in 2012.

**We like you, and hope you like us back!**

# Upcoming Events



**Feb 5, 11-4pm**

**\$15.00**

## Super Bowl Sunday Quilt Party

Our project or yours.

Our project is "Take 5". It sounds like a movie set, but it is the amount of fabric needed to create this wonderful quilt. You pick, we cut; it's that simple.

This project goes together very quickly, especially since there is NO cutting when you arrive to class. You will need to sign up for this service one week in advance, or work on your own project.

Either way, It is always a fun filled day with friends, food and laughter.

## Charity Quilts

Save the last Thursday of each month to help us make charity quilts for those who need some comfort. We will be donating to a variety of groups in our area. Just bring any fabric you are willing to donate. We'll pool what is there and come up with a quilt to be loved. Bring your machine (if possible), and basic tools.

## What's New


Gift Items



Patterns




Cuddle Fabric



Cuddle Kit



Babyville  
Boutique  
Laminated  
PUL



## January 2012

| Sun | Mon   | Tue   | Wed | Thu  | Fri   | Sat  |
|-----|---|---|-----|--|---|--|
| 1   | 2   | 3   | 4   | 5  | 6   | 7Block Swap 10-11:30<br>Demo day 11:45<br>Learn Appliqué 2-4 PM      |
| 8   | 9Beginner Sewing<br>For My Home (2<br>weeks)<br>6:30-8:30 PM  | 10Basic<br>Quiltmaking (3<br>weeks)<br>6:30-8:30 PM               | 11  | 12 Learn Your<br>Embroidery<br>Machine<br>1-3 PM         | 13 E-Club Janu-<br>ary Project<br>5:30-8 PM | 14 Ezy Plus 1-3 PM<br>Learning About a Sewing<br>Machine 10-11:30 am |
| 15  | 16Beginner Sew-<br>ing For My Home<br>6:30-8:30 PM            | 17Criticr Biology<br>101 1-3<br>Basic Quiltmaking<br>6:30-8:30 PM | 18  | 19 Fabric Bunco<br>6- 8:30 PM                            | 20  | 21Fabric Frenzy<br>10-3 PM   |
| 22  | 23  | 24Basic<br>Quiltmaking<br>6:30-8:30 PM                            | 25  | 26Baby, Oh,<br>Baby Quilt 1-4<br>Charity Quilts<br>6-8pm | 27Flick & Stitch<br>5:30-9 PM               | 28Clothesetter 10-11:30 AM<br>Cuddle Up 1-4:00                       |
| 29  | 30Beginner Sew-<br>ing –Clothing (2<br>weeks)<br>6:30-8:30 PM | 31  |     |  |   |  |

## February 2012

| Sun                             | Mon  | Tue                          | Wed | Thu                            | Fri  | Sat   |
|---------------------------------|--|------------------------------|-----|--------------------------------|--|---|
|                                 |  |                              | 1   | 2Valentine Apron<br>1-4 PM     | 3  | 4New Block Swap10-12<br>PM<br>What's New 12 noon<br>LE 2-4 noon               |
| 5 Super Bowl<br>Party<br>11-4pm | 6Beginner Sewing<br>– Clothing<br>6:30-8:30 PM                   | 7Sergeer Pillow<br>1– 3 PM   | 8   | 9 Digitizer Club<br>6-7 :30 PM | 10 E-Club<br>Goose Tracks Sit<br>and Sew<br>6-8:30 | 11E-Club Goose Tracks<br>Demo 10-11AM<br>Fabric Frenzy<br>12– 4 PM            |
| 12                              | 13   | 14Let's Twist (d)<br>10-2 PM | 15  | 16 Mommy & Me<br>6-8:30 PM     | 17 Fabric Bunco<br>6-8:30PM                        | 18Ezy Plus<br>Bobbin Work 10-12 PM<br>11000/12000 club<br>2-4 PM              |
| 19                              | 20Beginner Sew-<br>ing-Accessories ( 2<br>weeks)<br>6:30-8:30 PM | 21                           | 22  | 23 Charity Quilts<br>6-8pm     | 24Flick & Stitch<br>5:30-9pm                       | 25Basic Paper Piecing<br>10-12 PM<br>Free-Motion for Begin-<br>ners<br>1-3 PM |
| 26                              | 27   | 28                           | 29  |                                |  |   |

March 2012

| Sun | Mon  | Tue  | Wed | Thu  | Fri  | Sat   |
|-----|--|--|-----|--|--|---|
|     |  |  |     | 1  | 2  | 3Block Swap 10-11:30PM<br>Demo day 12<br>Free-motion for Beginners 2-4 PM               |
| 4   | 5  | 6Basic Quiltmaking (3 weeks)<br>6:30-8:30 PM | 7   | 8Sergers Lounge<br>Pants 2-4 PM                        | 9 E-Club Goose<br>Tracks Sit and Sew 6-8:30 PM | 10 E-Club Goose<br>Tracks Demo<br>10-11 AM<br>Fabric Frenzy 1-4 PM                      |
| 11  | 12Beginner Sewing-Home Apparel (2 weeks)<br>6:30-8:30 PM | 13Basic Quiltmaking<br>6:30-8:30 PM          | 14  | 15Digitizer Club<br>6-7 :30PM                          | 16   | 17Ezy Plus Creating<br>Larger Stitches<br>10-12 PM<br>Learn Your Embroidery Machine 1-3 |
| 18  | 19Beginner Sewing-Home Apparel<br>6:30-8:30 PM           | 20Basic Quiltmaking<br>6:30-8:30 PM          | 21  | 22Panel Quilts<br>11- 4 PM<br>Fabric Bunco<br>6-8:30PM | 23   | 24Cute Bag 1-4 PM<br><br>11000/12000 Club<br>10-12 PM                                   |
| 25  | 26   | 27   | 28  | 29 Charity Quilts<br>6-8pm                             | 30 Flick n Stitch<br>5:30-9 PM                 | 31  |

# *Super Bowl Sale* Pass, Score, Save **Sale**

Come play our game.



You'll get four passes (tosses) to your personal savings.

What fun, with a simple toss you could score big at Sew-Ezy.

So if you think the guys are the only ones having fun...NOT SO.

We have our game.

**Don't miss the fun and the savings!**

