

# Snippets

from The Village Quilter

The Village Quilter · 609-265-0011 · 10 Charles Street, Historic Mount Holly, NJ 08060 · Winter 2012

## New Block of the Months

Starting February 2012

Building Blocks (3 color ways to choose from)  
Traditional, a red & white combination from  
French General & Jo Morton Collections & Batiks



A 12 Month Pattern Series  
Cost: \$7 per month plus finishing kit

Get your quilting tools ready to build these versatile 9-patch blocks designed by Sharyn Craig! One block will be released every month through 2012. The wonderful 9-Patch blocks all finish as a 9" square and can easily be constructed

with a rotary cutter and ruler. Or you can choose to build them with templates or pattern pieces.

## 'Twas the Night Before Christmas

SOLD OUT

Costs: \$16.50 each month

a 7 Month Block of the month project using redwork stitchery, simple piecing and foundation piecing.

Patterns include iron on transfers, Black and white light box copies of designs and foundation papers



## Award winning professional fiber artist, Didi Salvatierra is returning to The Village Quilter.

Didi will be teaching a 6 hour workshop on hand quilting on

Saturday April 28 • 10-4:30pm.

Limited seating so please register early!

Workshop Fee: \$65

Didi Salvatierra is an award winning professional fiber artist. Her quilts reflect a love of color and texture while incorporating techniques of traditional quilt making. She teaches, lectures and maintains an active hand quilting service. Her passion for combining modern and traditional techniques is evident in her unique commission quilts

## Spring Events

### The Village Quilter ...

**Celebrates 10 years!**

Join us Wednesday, March 7th from 5-8pm for a little celebration cupcakes, demos, giveaways, & more cupcakes.




## The 11th Annual New Jersey Shop Hop 2012

April 13 -22, 2012

[www.njshophop2012.com](http://www.njshophop2012.com)

Passports available at any of the 11 Participating shops starting March 1st

Aardvark Quilts • Cozy Quilt Shoppe  
• Fabric Inspirations • Kindred Quilts • Mouse Creek Quilts • Needles & Pins Quilt and Fabric Shop • Olde City Quilts • Pennington Quilt Works • Quilting Possibilities The Little Shop • The Village Quilter




## "Celebrating 10 Years of Art Quilts and Challenges"

**Vickie Mathas, mixed media fiber artist.**

April 3 through April 29

You are invited to an open reception on April 14 • 6-8pm.



**Home Fine Art Gallery**  
2 Church and White Streets (Mill Race Village)  
Mt. Holly, New Jersey  
609 261 8634

[www.HomeFineArt.org](http://www.HomeFineArt.org)

[www.VickieMathas.com](http://www.VickieMathas.com)

Hours: Wednesday-Friday 11 to 6  
Saturday 10-6 and Sunday 11-4

With guest fiber artist Rosemary Dunaif

*This exhibition captures the depth of her experience in expressions in fabric, fiber and quilting combined. It is a visual experience demonstrating the endless possibilities of her creative spirit over a ten year chapter of her artist life.*

Shop Online at [www.thevillagequilter.com](http://www.thevillagequilter.com)

## Quilting Essentials

---

### Learn to Hand Quilt, a beginners class

Didi Salvatierra • 1 Session

Sat April 28 • 10-4:30pm

\$65 + supplies

Didi Salvatierra is an award winning professional fiber artist. Her quilts reflect a love of color and texture while incorporating techniques of traditional quilt making. She teaches, lectures and maintains an active hand quilting service. Her passion for combining modern and traditional techniques is evident in her unique commission quilts

### Learn to Quilt, a complete beginners class



Sue • 8 sessions SMR

Wednesday Evening Session • April 4, 11, 25, May 2, 9, 23, 30, June 6 • 6:30-8:30pm

You can make your first quilt in a choice of 2 sizes! If you been looking for an opportunity to learn to quilt, then this class is for you! You will learn all of the basics from fabric selection, rotary cutting, strip piecing, half square triangles, block assembly, borders, marking, basting and simple machine quilting and binding! And when you're done you will have completed a lovely lap-size or crib quilt!

### Machine Quilting, the short arm way

Sue • 1 Session SMR

Saturday Mar 31 • 2-5pm

\$35 + supplies

This basic skills class teaches you how to finish your quilts using your home sewing machine. (Be aware that not all machines were designed to machine quilt, but each machine is worth a try!) You will learn how to start and stop your quilting threads and do basic even-feed (including stitch-in-the-ditch) and free motion quilting. We'll discuss different quilting threads and needles and how to adjust your machine's tension.



Gain confidence in machine quilting as you practice on samples in a relaxed session. In addition, ask all those questions and learn more about machine quilting, quilting design and transfer layout, stippling and machine quilting supplies. Try out different needles and threads to see how they work with your machine. If you have already tried some machine quilting, you may want to take this class as a refresher to enhance and reinforce your skills!

### Exploring Free Motion Quilting with Zen Doodling **NEW**

Sue • 1 session SMR

Sat Mon Mar 12 • 12-4pm

\$35 + book, fabrics & supplies

You may have seen the Zen Doodle or 'Zentangle' drawing technique that's hot on the internet. Now it's crossing over into quilting! Learn how to make these fun designs with free motion quilting and use them in a small but striking wall hanging.



### Paper Piecing for Beginners



Kim • 1 session SMR  
Mon Mar 19 • 12-4pm  
\$30 + supplies

A basic beginner's class for learning the art of paper piecing. Our project will be a block that you can repeat & make into a beautiful wall hanging.

### English Paper Piecing for Beginners **NEW**

Sue • 1 session  
Thurs Mar 22 • 11-3pm  
\$30 (pattern included) + fabrics & supplies

Learn the basics of English Paper Piecing, a relaxing and portable hand sewing technique. Then you'll make a three-dimensional pin cushion using both hexagon and diamond shape patches



### Binding 101



Sue • 1 session SMR  
Tues Mar 13 • 2-4pm  
\$25 + fabrics

This two-hour class will take the frustration out of binding your quilt. Learn a few tricks that will make your binding a breeze for your next quilt!

## Just Quilts

---

### Brownies a la Mode **NEW**



Delia 1 session **SMR**  
Sat Mar 17 • 11-3pm  
\$40 + Book, Ruler, fabrics & supplies

This yummy strip quilt is fast and easy to make using the 90 ° Double Strip Ruler. The best thing is it's calorie free. The book "Strip-Smart Quilts shows you 16 quilts you can make using this unique ruler.

# Classes & Clubs

SMR= Sewing Machine

## Sewing Classes

### The Pillowcase -beginner

Kelly • 1 session

After School Session! Wed Mar 21 • 4-6pm

\$30 includes fabrics & all supplies

A perfect introduction to sewing for those who would like a fun simple project to learn from. We provide ALL the supplies AND the machines! For only \$30, you can pick out the fabrics for your own custom pillowcase and Kelly will teach you how to sew it together using the hotdog method!



## Garment Sewing

### The New Camp Shirt **NEW**



Darlean 1 session SMR

Sat Mar 10 • 12-5pm

\$40+ book, fabrics & supplies

Here is a modern take on the traditional camp shirt. Unlike the old boxy style, the princess seams give this a flattering fit that is not "too" fitted. Add a pieced back with a box pleat for added interest. Many options available to give it your own style.

### Rainy Days Hooded Raincoat **NEW**

Darlean • 1 session

Mon Mar 5 • 11-3pm

\$40 + pattern, fabrics & supplies

Brighten the day with this sweet jacket design! Pick one of our new laminates for a great lined raincoat or in home decor fabric sunny day runabout jacket!



## Wall Hangings, Table Runners & More

### Feathered Star Wall Hanging



Jeanne • 2 session SMR

Fri April 20, 27 • 11-2pm

\$40 (pattern included) + fabric & supplies

Who can resist the classic beauty of the Feathered Star! Join Jeanne as she teaches you very easy & accurate method for making this 30" square beauty



## Wall Hangings, Table Runners & More

### Happy Villages Wall hanging **NEW**



Sue • 1 session SMR

Sat Mar 24 • 1-5pm

\$40 + book, fabrics & supplies

This fabric collage technique is pure fun – no piecing or hand appliqué required! Simple fabric shapes are used to make your village, and free motion stitching holds it all together. Be as creative as you like – each village is unique!

### Spicy Spiral Runner

Darlean • 1 session SMR

Friday March 23 • 11-3pm

\$35 + pattern, ruler & fabrics

This runner is so very different & unique. It will spice up the conversation at your table. It uses the 9 degree wedge ruler & just 8 fat quarters.



### Wedding Ring Table Runner



Kim • 1 session SMR

Thurs Mar 8 • 5-9pm

\$35 + book, fabrics & supplies

The Double Wedding Ring is a pattern that has always been a challenge for the most experienced of quilters. Now Carolyn McCormick, inventor of the Add-A-Quarter tools, has simplified this pattern and others by using her inventive paper piecing techniques.

Paper piecing curved patterns can actually be fun! All pieces of this wedding ring are easily pieced with NO set-in seams. You'll be amazed and very pleased to add stunning curved pieced quilts to your cupboard! You'll be making a lovely 15" x 44" table runner in class to learn this technique.

### Magoo **NEW**

Susan 1 session SMR

Thurs Mar 15 • 5-9pm

\$30 + pattern, fabrics & supplies

This cheeky stuffed monkey, Magoo, just loves to hang around and charm anyone who lays eyes on him. Make one to go with a baby quilt you are giving to a new grandchild or friend. Or just make him for yourself like I did!



## Wall Hangings, Table Runners & More \_\_\_\_\_

### No Sew Floor Mats

Rosemary • 1 session  
Thursday Mar 29 • 11-4pm  
\$40+ pattern, fabrics & supplies

Spend the day with us in creating your very own unique floor mat made from charm squares! This fun workshop involves crafting, no sew gluing & home decorating all rolled into one great class. Warning....making these mats may be addicting!



## Bags, Aprons, Totes, & More \_\_\_\_\_

### Candice **NEW**



Susan • 1 session **SMR**  
Sat Mar 3 • 9-1pm  
\$35+ pattern, fabric & supplies

*Candice*, Lazy Girl Designs newest purse pattern is the perfect purse to carry all your things. The interior pocket is great for carrying your iPad, Kindle or Journal. Everything stays secure in this bag with a zip-top closure.


### My Favorite Bag

Susan • 1 Session **SMR**  
Sat Mar 31 • 9-2pm  
\$35 + pattern, fabrics & supplies

A great bag pattern by Kati Cupcake Pattern Company. Roomy & stylish; it features 3 coordinating fabrics with grommets & a stylish sash! Finished bag is 18" by 15". This bag now comes in a slightly smaller size. You may do either version in class.



### Bailey Island Hobo



Susan • 2 session **SMR**  
Thurs April 5, 12 • 6-9pm  
\$35 + pattern, fabrics, & supplies

Comfortable and easy just like an island vacation. Got lots of leftover batting? How about 2 1/2" fabric strips? The Bailey Island Hobo is as practical and sweet hobo style bag to use them up!

## Bags, Aprons, Totes, & More

---


### Biscuit Giant Pincushion

Susan • 1 session SMR

Fri April 6 • 11-2pm

\$22 + pattern, fabrics & supplies

Everyone needs this big pincushion in their sewing room. Learn how fun this little project can be by joining strip sets & cutting them into diamond shapes to be pieced to make biscuit!



### KANZASHI Flowers **NEW**



Rosemary • 1 session

Sat Mar 3 • 2-5pm **OR** Fri Mar 16 • 10-1pm

\$30 + book, fabrics & supplies

Learn to make beautiful Japanese flowers in the Kanzashi tradition of fabric folding. It's simple to learn the basics to make these beautiful flowers using the Clover tools. Then you can move to make custom size, stackable and embellished flowers using the book "Kanzashi in Bloom". Turn your flowers into brooches, hair clips, and embellishments for bags or apparel. Make one flower and you will be hooked

### The Original Folded Star Ornament Ball

Mary Ellen • 1 Session

Thurs Mar 1 • 6-9pm

\$25 + fabrics & supplies

This no- sew craft class is a relaxing evening learning how to make a beautiful folded star ornament ball. You choose your fabrics, so they can be made for any occasion. Make one to match a baby quilt you are giving to a new mom or get started on your holiday projects.



## Clubs

---

### Tea & Appliqué Club

Jeanne • 1<sup>st</sup> Tues of the month

Mar 6, April 3 • 11-1pm

\$5 per session

This club meets the first Tuesday of each month from 11-1 to work on appliqué techniques & projects. Appliqué club open to anyone interested in sharing ideas and refining appliqué skills. We love to share with beginners. Join the fun and the fellowship! Tea & snacks.

### UFO Night

\$10 includes pizza & soda

Mar 2, April 6 • 3-9pm (No earlybirds please)

A nice way to wrap up your week. Spend 6 hours of uninterrupted time finishing up some of those UFO's you've got stored in your quilt studio!

# Classes & Clubs

## Clubs

### Dear Jane Club It's Back!



Vicki Fallon

Mar 25 • 12-3pm

\$20 per session + fabrics, supplies.

We welcome back Vicki & her Dear Jane Club to the shop & are as excited as you are to get working on those Dear Jane Quilts. Vicki will continue to demonstrate new blocks each session as well as offer tips on any of the 225 Dear Jane Blocks. ***Please pre-register for your session as early as possible!***

### Strip Club


Susan & Staff • 1 session • free

Mar 17th • 9:30am

*Strip Club Revealed is a club offering innovative quilt designs using 2 1/2" strips.*

A few weeks before a Strip Club meeting we will showcase or “tease you” with a new “in house” jelly roll that will be the featured fabric in the upcoming strip quilt. If you pre-pay for the jelly roll prior to the Strip Club meeting you pay only \$29.00 (a \$10 savings) If you purchase the jelly roll day after Strip Club the price is \$39.00.

**Strip Club Meeting is where the Strip Club Quilt will be reveal!** Tips & instruction will be part of the meeting. Any additional fabrics, notions & patterns needed for completing the quilt will be available for purchase at a 20% discount **during the club meeting time only.**



### Groovy Girls I Club



Susan • 4<sup>th</sup> Saturday morning for 6 months

Sat Morning: Mar 24, Apr 28, May 26, June 23 & July 28 • 10-12pm

***\$45 for all 6 sessions + various supplies, fabrics***

For those of you who missed our Groovy Girls I Club we are offering it again. This session featured fun & useful bags, sewing kits, wallets. Lots of fun!

### Jo's Little Women Club “JLWC” New Jo #11 Session Starts in March

Karen • 2 sessions

**Tues AM** Feb 14, Mar 13 • 11-1pm **OR**

**Tues PM** Feb 28, Mar 27 • 6-8pm

\$30 for a 6 month session pass

For the lovers of reproduction fabrics we are delighted to offer you Jo's Little Women Club #10 by Jo Morton. Jo is maker of small reproduction style quilts and has numerous fabric lines from Andover fabrics. She has developed a Club with **Club Member Exclusive patterns**. Jo Club #10 already in session will wrap up in February. In March we will start the new #11 Club Packet. We welcome new members & currently have openings in both sessions.



Shop Online at [www.thevillagequilter.com](http://www.thevillagequilter.com)