

Snippets

from The Village Quilter

The Village Quilter • 609-265-0011 • 10 Charles Street, Historic Mount Holly, NJ 08060 • Fall 2011

Fall Open House

Tuesday Sept 6 • 5-7pm

See all the class samples, meet your teacher, see new Blocks of the Month Programs & more! Register for a class that evening & receive 15% off all class supplies & receive a chance to win (1) free class at The Village Quilter worth \$30 Refreshments & Free Giveaways

2nd Saturday Morning Demo's

Sept 10th, Oct 8th, Nov 12th, Dec 10th

Join us every 2nd Saturday morning at 9:30am for demo Saturdays!

We'll show you:

- New quilting products
- Free Patterns
- Giveaways
- Special Discounts

NEW Block of the Month October 2011- August 2012

Hay Bale... a 11 month series

A gorgeous traditional quilt pattern featuring 81 blocks finished in a stunning floral border
Each month you'll do 12 easy blocks all in one pattern.
\$ 12.00 per month includes
your monthly fabrics, pattern & finishing kit

New Buck a Block Series 8

October 2011 - September 2012

24 Blocks in Black & White Bordered in a dazzling Red.

You'll do 2 blocks each month.

Prepay the yearly block fee of \$ 12

& come in each month for your kit.

Thangles paper & finishing kits are not included in the \$ 12.

Fall Events

The Witches Ball

A fun Halloween party for grown-ups!

Sat. October 8 • 5-11pm Mill Race Village Mt. Holly

This outdoor event is a one of a kind opportunity for adults to dress up and act like, well, whatever they want! Costumes are encouraged. Be elaborate, be imaginative and be fun!

Art Quilt Exhibit

The Mitchener Museum in Doylestown PA

September 10, 2011 through January 1, 2012

in the Fred Beans Gallery

For more information please go to:

<http://www.mitchenermuseum.org/exhibits/quilt-art.php>

Local Quilt Show.... Got Quilts?

Oct 22 & 23

The Blue Barn in Marlton New Jersey

For more information & directions

please go to <http://www.berrybasketquilters.com/>

Newark Art Museum Film Screening:

Stitched, a documentary film by Jena Moreno

Sat, Oct 15 at 1pm Tickets \$ 15

Stitched follows three quilters racing to complete their entries for the International Quilt Festival, the largest quilt show in the nation. The Houston show draws more than 50,000 quilters including three artists: Caryl Bryer Fallert, Hollis Chatelain and Randall Cook who spark hot debates with their groundbreaking work.

This 72 minute film is followed by a roundtable discussion with guest speakers: Victoria Findlay Wolfe, artist, quilter and President of Bumble Beans Inc., Luke Haynes, artist and Mark Lupinski, internationally recognized quilt teacher, quilt fabric designer, former Executive editor of Quilter's Home Magazine and Emmy nominated talk show pioneer. Moderator: Meg Cox, President of the Quilt Alliance www.newarkmuseum.org/artofquilts.html

Co-presented by the New Jersey State Quilting Guild and the Textile Study Group.

Shop Online at www.thevillagequilter.com

Classes & Clubs

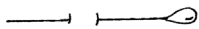
SMR = Sewing Machine

Quilting Essentials

Learn to Quilt, a complete beginners class

Sue • 8 sessions SMR
Wednesday Morning Session
Sept 7, 14, 21, 28 Oct 5, 12, 19, 26
10:30am-12:30pm OR
Thursday Evening Session
Sept 8, 15, 22, 29 Oct 6, 13, 20, 27
6:30pm-8:30pm
\$75 + pattern, fabrics & supplies

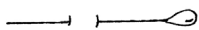
You can make your first quilt in a choice of 2 sizes! If you been looking for an opportunity to learn to quilt, then this class is for you! You will learn all of the basics from fabric selection, rotary cutting, strip piecing, half square triangles, block assembly, borders, marking, basting and simple machine quilting and binding! And when you're done you will have completed a lovely lap-size or crib quilt!



Learn to Hand Quilt with Didi Salvatierra

Guest Teacher Didi Salvatierra • 1 session
Sat Sept 10 • 10-4:30
(1/2 hour for lunch which is included)
\$65 + supplies

A 6-hour workshop where students will begin by selecting a quilt design, learn marking techniques, learn proper basting, and begin stitching using the rock-your-needle method. Individual attention and guidance throughout the workshop



Machine Quilting, the short arm way

Sue • 1 Session SMR
Sun Sept 18 • 12-3pm OR
Wed Oct 12 • 2-5pm OR
Thursday Nov 10 • 6-9pm
\$35 + supplies

This basic skills class teaches you how to finish your quilts using your home sewing machine (be aware that not all machines were designed to machine quilt, but each machine is worth a try!). Stopping and starting your quilting threads, adjusting your tension, free motion and even-feed quilting are taught, along with needle and thread information. Learn confidence and techniques for basic machine quilting. Stippling and machine quilting supplies. Try out different needles and threads to see how they work with your machine.

Paper Piecing for Beginners

Kim • 1 session SMR
Fri Sept 23 • 11am-2pm OR
Fri Oct 28 • 1-4pm
\$30 + supplies

A basic beginner's class for learning the art of paper piecing. Our project will be a block that you can repeat & make into a beautiful wall hanging.

Basic Training

Ever wonder how the great quilt "warriors" do it? They attend basic training workshops to learn how to make those _ " seams, perfect bindings, matching seams & more! Pick up some great tips when you attend one or all of our Basic Training classes!

Cost: \$ 20 for each 2 hours class.

Bind Your Quilt

Kim • 1 session • \$20
Fri Sept 30 • 2-2pm OR
Sat Oct 22 2-4pm
Learn the tips and techniques to making perfect binding.

Flower Frills & More

Rosemary • 1 session • \$20
Mon Sept 19 • 11-1pm OR
Sun Nov 6 • 1-3pm
This class will teach you how to start making those beautiful fabric flowers using Clovers new templates. Learn the tricks & start making some great holiday embellishments!

Prairie Points new

Sue • 1 session • \$20
Sat Oct 29 • 10-12pm OR
Mon Nov 14 • 1-3pm

Learn to make prairie points – dimensional triangles that can embellish the edges of your quilt or add detail to clothing or accessories. In this basic training class you'll make a small toss pillow with prairie points

The Lazy Angle Ruler

Darlean • 1 session • \$20
Sun Oct 30 • 1-3pm OR
Thursday Dec 1 • 1-3pm

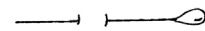
This class will teach you some of the variety of blocks that can be made with this ruler

Learn to Sew Class for All Ages

The Pillowcase

Susan • 1 session
Sat Sept 3 • 12-3pm OR
Fri Oct 7 • 10-1pm OR
Sun Nov 13 • 12-3pm
\$30 includes fabrics & all supplies

A perfect introduction to sewing for those who would like a fun simple project to learn from. We provide ALL the supplies AND the machines! For only \$30, you can pick out the fabrics for your own custom pillowcase and we will teach you how to sew it together!



PJ Bottoms

Sue Morrison • 1 session
Friday Oct 14 • 10-2pm OR
Sun Nov 20 • 11-3pm
\$35 + pattern, fabrics & supplies

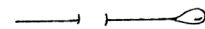
This basic machine sewing class will include an introduction to using your sewing machine, working with a garment pattern, straight stitch and zigzag sewing, making an elastic waistband and optional embellishing with rick rack. Capri and full length pants options

Just Quilts

Chesapeake NEW

Karen 1 session SMR
Sat Oct 1 • 10:30-2:30 OR
Tues Oct 25 • 12-4 OR
Sat Nov 19 • 12-4
\$40 + pattern, fabrics & supplies

Create a stunning wall hanging that brings to mind a crisp sunny morning of blue skies along the water's edge. You will learn & use paper piecing techniques for precise angles. Select your fabrics and observe as surprising secondary designs appear in your quilt. (Pattern gives instruction & fabric amounts for alternate size projects)



Spider Web Quilt

Karen • 1 session • SMR
Tues Sept 27 • 12-4pm OR
Tues Oct 18 • 1-4pm
\$35 + fabrics, ruler & supplies

A fun and easy quilt to make! Let's challenge ourselves to construct a Kaleidoscope quilt using a 45 degree ruler and strips of fabrics.

Classes & Clubs

SMR = Sewing Machine

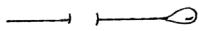
Learn this great technique to use various widths of stripes and have fun creating a dazzler! Choose a color palette, theme of fabric or raid your stash - I guarantee you will be amazed at your results. Free pattern will be provided.

Just Table Runners

Spicy Spiral Runner **NEW**

Darlean • 1 session SMR
Thurs Sept 29 • 10:30-2:30 OR
Mon Oct 10 • 10:30-2:30 OR
Sat Oct 29 • 1-5pm
\$35 + pattern, ruler & fabrics

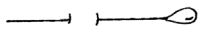
This runner is so very different & unique. It will spice up the conversation at your table. It uses the 9 degree wedge ruler & just 8 fat quarters.



Wedding Ring Table Runner **NEW**

Kim • 1 session SMR
Sat Sept 24 • 10:30-2:30 OR
Wed Nov 2 • 10:30-2:30 OR
Sat Dec 3 • 12-4
\$35 + book, fabrics & supplies

The Double Wedding Ring is a pattern that has always been a challenge for the most experienced of quilters. Now Carolyn McCormick, inventor of the Add-A-Quarter tools, has simplified this pattern and others by using her inventive paper piecing techniques. Paper piecing curved patterns can actually be fun! All pieces of this wedding ring are easily pieced with NO set-in seams. You'll be amazed and very pleased to add stunning curved pieced quilts to your cupboard! You'll be making a lovely 15" x 44" table runner in class to learn this technique.



Braid Runner, a quilt as you go project

Mary Ellen • 1 session SMR
Sat Nov 5 • 1-4pm OR
Thurs Dec 1 • 6-9pm
\$30 + pattern, fabrics & supplies

An easy, but elegant tablerunner. Pick a holiday fabric line & join Mary Ellen as you learn the tricks of creating this runner. You will complete this project up to the binding in this session! This runner makes a great holiday gift!

Soho Table Runner **NEW**

Delia • 1 session SMR
Fri Sept 9 • 10:30-1:30 OR
Sun Oct 16 • 12-3 OR
Sat Nov 12 • 1-4
\$30 + pattern, fabrics & supplies

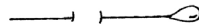
The Soho table runner is a stylish and quick project that lends itself to many different looks. Soho is lovely in sophisticated Holiday fabrics or fun funky fabrics. Experiment by using six blocks to crate perfectly sized table runner to chic & stylish place mats. The possibilities are endless and you will want to create the Soho table runner again and again.

Bags, Aprons, Totes & More

The Pleated Tote **NEW**

Susan • 1 session SMR
Wed Sept 14 • 1-4pm OR
Wed Oct 19 • 1-4pm OR
Sat Nov 5 • 9-12
\$30 + pattern, fabric & supplies

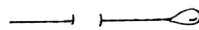
The Pleated Tote is the ideal project for the beginner sewer. You will learn how to install great pockets, snaps & be give ideas for customizing the bag to fit your personal style. The bag is a perfect size for an everyday bag, carrying everything you need & is still manageable! My new favorite!



The Kindle Cover **NEW**

Susan • 1 Session SMR
Tues Sept 20 • 11-3pm OR
Tues Nov 15 • 11-3pm
\$25 + pattern, fabrics & supplies

The Reader Wrap is a great jacket for your Kindle, Nook or other E-Reader device. Keep you device protected while you read in style! Fun project!

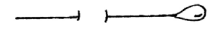


The Amelie Apron **NEW**

Sue • 1 session SMR
Sat Sept 17 • 10:30-1:30 OR
Fri Nov 25 • 10:30-1:30
\$30 + pattern, fabrics & supplies

The Amelie Apron is a full length version of the popular French Flea Market Apron. You will learn basic apron construction, including a ruffled tier skirt, neck strap, waistband/tie and

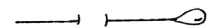
pockets. You'll love creating and wearing this fun, flattering apron!



The Knotty Basket **NEW**

Rosemary 1 session SMR
Friday Sept 16 • 10:30-2 OR
Sat Oct 8 • 10:30-2
\$30 + pattern, fabrics & supplies

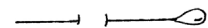
Use your fabric to create these wonderful baskets for your home! Join Rosemary as she teaches you a weaving technique using craftex and 2 1/2" strips



Rainy Days Hooded Raincoat **NEW**

Darlean • 2 session SMR
Sun Sept 25 & Oct 2 • 1-4pm
\$40 + pattern, fabrics & supplies

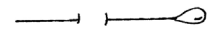
Brighten the day with this sweet jacket design! Pick one of our new laminates for a great lined raincoat or in home dec fabric sunny day runabout jacket.



Cabo Bucket Purse **NEW**

Mary Ellen • 1 session SMR
Thursday Nov 3 • 11-3pm
\$30 + pattern, fabrics & supplies

A roomy new purse pattern by Penny Sturges. Plenty of pockets & a magnetic closure that gives the bag a great shape. Works well with large prints.



The Original Folded Star Ornament Ball

Mary Ellen • 1 Session
Thurs Nov 10 • 1-4pm OR
Sat Nov 19th • 10-1pm
\$25 + fabrics & supplies

This no-sew craft class is a relaxing evening learning how to make a beautiful folded star ornament ball. You choose your fabrics, so they can be made for any occasion. Make on to match a baby quilt you are giving to a new mom or get started on your holiday projects.

**December
Open Sew Dates
TBA**

Classes & Clubs

SMR = Sewing Machine

Clubs

Strip Club Revealed Day

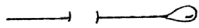
Susan & Staff • 1 session • free

Sat Sept 17 & Oct 15 • 9:30am

Strip Club Revealed is a club offering innovative quilt designs using 2 1/2" strips.

A few weeks before a Strip Club meeting we will showcase or "tease you" with a new "in house" jelly roll that will be the featured fabric in the upcoming strip quilt. If you pre-pay for the jelly roll prior to the Strip Club meeting you pay only \$27.75 (25% savings) If you purchase the jelly roll day after Strip Club the price is \$37.00.

Strip Club Meeting is where the Strip Club Quilt will be reveal! Tips & instruction will be part of the meeting. Any additional fabrics, notions & patterns needed for completing the quilt will be available for purchase at a 20% discount during the club meeting time only.



Groovy Girls 2 Club

Susan • 4th Thursday afternoon or 4th Sat morning of each month

Thursday Afternoon Session:

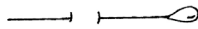
Sept 22 Oct 27 Dec 1 Dec 22 • 11-2pm OR

Saturday Morning Session:

Sept 24 Oct 22 Nov 26 Dec 17 • 10-1pm

\$45 + various supplies, fabrics

Groovy Girls 2 Club is in full swing! Never too late to join this groovy club! Each month will feature a different Groovy Project designed by Terry Atkinson of Atkinson Designs. She is best known for her top selling pattern Yellow Brick Road & is the one who brought those great zipper carousels to the quilt shops!



Jo's Little Women Club "JLWC"

Karen • 2 sessions

Tues AM Sept 13 Oct 11 Nov 8 Dec 13

11-1pm OR

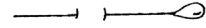
Tues PM Sep 27 Oct 25 Nov 22 Dec 27

6-8pm

\$30 for a 6 month session pass

For the lovers of reproduction fabrics we are delighted to offer you Jo's Little Women Club #10 by Jo Morton. Jo is maker of small reproduction style quilts and has numerous

fabric lines from Andover fabrics. She has developed a Club with Club Member Exclusive patterns.



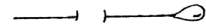
Tea & Appliqué

Jeanne • 1st Tues of the month

Sept 6 Oct 4 Nov 1 Dec 6 • 11-1pm

\$5 per session

This club meets the first Tuesday of each month from 11-1 to work on appliqué techniques & projects. Appliqué club open to anyone interested in sharing ideas and refining appliqué skills. We love to share with beginners. Join the fun and the fellowship! Tea & snacks.



UFO Night - First Fridays

\$10 includes pizza & soda

Sept 2 Oct 7 Nov 4 Dec 2 • 3-9pm

A nice way to wrap up your week. Spend 6 hours of uninterrupted time finishing up some of those UFO's you've got stored in your quilt studio!

Just 3.5% Sales Tax
Closed Thanksgiving, Christmas Eve after 2pm,
Christmas Day & New Years Day

• **USPS—DATED MATERIAL.**
Please deliver ASAP

The Village Quilter
 10 Charles Street
 Mount Holly, NJ 08060



Class Registration Form/Updated Mailing List

Please assist us in updating our mailing lists & email lists. Complete the following form & drop it off next time you are at the shop...thank you.

Name: _____ BirthDay: _____

Address: _____

Phone: _____ Email: _____

Please Fill In Class Name, Date(s) Attending & Price.

_____ Dates _____ Price: \$ _____

_____ Dates _____ Price: \$ _____

_____ Dates _____ Price: \$ _____

Total Enclosed \$ _____ Check # _____

Make checks payable to:

The Village Quilter • 10 Charles Street • Mt. Holly NJ 08060 • 609.265-0011

*if you need to cancel your class registration, please do so at least seven (7) days prior to the first class for refund or credit. Feel free to bring a bag lunch or dinner with you to class.