

Snippets

from The Village Quilter

The Village Quilter • 609-265-0011 • 10 Charles Street, Historic Mount Holly, NJ 08060 • Summer 2011

Award winning professional fiber artist, Didi Salvatierra is coming back this September to The Village Quilter.

Didi will be teaching a 6 hour workshop in hand quilting on Saturday Sept 10 • 10-4:30pm.

Limited seating so please registration early!

Didi's last session in February sold out early,

so if you are interested please do not delay in signing up!

Only 5 spots left

Workshop Fee: \$ 65

Didi Salvatierra is an award winning professional fiber artist. Her quilts reflect a love of color and texture while incorporating techniques of traditional quilting. She teaches, lectures and maintains an active hand quilting service. Her passion for combining modern and traditional techniques is evident in her unique commission quilts




Strip Exchange Party NEW

Thursday August 25 • 5:30-7:30pm
Fee: \$ 16 (includes fabric)

When you sign up for the party you will receive a kit with 1-1/2 yards of a batik fabric in it. Take the bag home and follow the cutting directions. Come back on the 25th and enjoy an evening of fun as you exchange strips with everyone else at the party. You'll leave with a wonderful variety of strips that you can use to create a quilt from Edyta's book. Books will be available for purchase at the party. Light refreshments served.

SALE July 4th 3 hour Fat Quarter Sale & More!



Monday July 4th 9am - Noon

20 Fat Quarters for \$ 30
(that's a \$ 25+ savings)

All books 20% off and loads of bolts tagged at 40% off when you purchase 4 yards or more. Great for quilt backs!

With your purchase you'll be entered into our 4th of July drawing to win a 17 piece fat quarter bundle of patriotic fabrics!
Need not be present to win!

NEW Holiday Blocks of the Month Programs

Jolly Stockings

This adorable quilt features 12 machine applied Christmas stockings blocks. We'll do 3 each month for 4 months. Program begins in August.

Cost: \$ 20 per month (4 months)

Cardinal in the Pines

This 2 block quilt features the beautiful winter collection from Timeless Treasures, Cardinal in the Pines. Finished quilt measures 65" x 77". Program begins in August and is only a 3 month Block of the Month, so you the top will be done by the end of October & just in time to have it quilted for the holidays!

Cost: \$ 36 per month (3 months)

Limited number of participants for both of these BOM, so please if you interested in participating register early to assure your spot! 609.265-0011

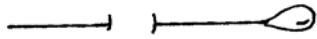
Shop Online at www.thevillagequilter.com

Quilting Essentials

Learn to Make Quilt

Sue • 8 sessions SMR
Wed Morning Summer Session •
7/20, 7/27, 8/3, 8/10 8/17 8/24,
8/31 & 9/7 • 10am - 12pm
\$75 + pattern, fabrics & supplies


You can make your first quilt in a choice of 2 sizes! If you have been looking for an opportunity to learn to quilt, then this class is for you! You will learn all of the basics from fabric selection, rotary cutting, strip piecing, half square triangles, block assembly, borders, marking, basting and simple machine quilting and binding! And when you're done you will have completed a lovely lap-size or crib quilt!



Machine Quilting, the short arm way

Sue • 1 Session SMR
Sat July 23 • 1-4pm OR
Thursday Aug 11 • 6-9pm
\$35 + supplies

This basic skills class teaches you how to finish your quilts using your home sewing machine (be aware that not all machines were designed to machine quilt, but each machine is worth a try!). Stopping and starting your quilting threads, adjusting your tension, free motion and even-feed quilting are taught, along with needle and thread information. Learn confidence and techniques for basic machine quilting. Stippling and machine quilting supplies. Try out different needles and threads to see how they work with your machine.



Paper Piecing for Beginners

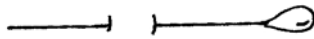
Kim • 1 session SMR
Fri 7/29 • 12-3pm
\$30 + pattern, fabrics and supplies

A basic beginner's class for learning the art of paper piecing. Our project will be a block that you can repeat & make into a beautiful wall hanging.

Learn to Sew Class – Pajama Bottoms

Sue Morrison • 1 session
Friday July 22 • 10-2pm OR
Friday August 5th • 10-2pm
\$30 + pattern, fabrics & supplies

This basic machine sewing class will include an introduction to using your sewing machine, working with a garment pattern, straight stitch and zigzag sewing, making an elastic waistband and optional embellishing with rick rack. Capri and full length pants options.



Learn to Hand Quilt with Didi Salvatierra

Guest Teacher Didi Salvatierra • 1 session
Sat Sept 10th • 10-4:30 (1/2 hour for lunch which is included)
\$65 + supplies

A 6-hour workshop where students will begin by selecting a quilt design, learn marking techniques, learn proper basting, and begin stitching using the rock-your-needle method.


Individual attention and guidance throughout the workshop!

Appliqué

Appliqué by Hand – Chinese Goldfish

Jeanne • 2 sessions
Fridays 8/12 & 8/26 • 11-2pm
\$50 + pattern, fabrics & supplies

An intermediate appliqué class that focuses on the gentle curved appliqué. Chinese Goldfish swimming amongst lotus flowers. A beautiful wall hanging for your home.

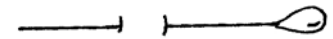


Big & Little Quilts

Curvy Wall Hanging NEW

Jane Lange • 1 session
Thursday July 21 • 11-3pm OR
Sat Aug 20 • 12-4pm
\$35 + book, fabrics & supplies

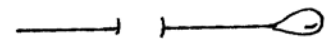
So you think curved piecing is hard? Well think again. Do you get bumps and pleats in the fabric when you try? This is a fun class to banish your fear of curved piecing. No patterns, no pins, just a sense of adventure, experimentation and most of all fun. It's amazing to see the finished wallhanging evolve. I am not responsible for it's addicting properties.



Bodacious Baskets NEW

Karen • 1 Session
Sat July 16 • 1-5pm OR
Tues. Aug 23 • 11-3pm
\$35 + pattern, fabrics & supplies

A fun, funky basket design! A new pattern by Didi Salvatierra creates large 14" basket blocks that are easy to piece with a two for one result! Have fun embellishing and using leftover strips! "Big and Bold" is the secret to this quilt.



A Mid Summer Nights Bed Runner NEW

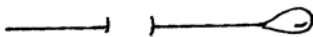
Susan • 1 Session
Thursday July 28 • 6-9pm OR
Sunday Aug. 14 • 12-3pm
\$35 + book, fabrics & supplies

Bed runners provide a splash of color - they're the perfect accent at the foot of your bed and just enough to keep your feet warm! Choose fabrics to match your décor or to celebrate the season. This design is made with a precut Layer Cake (or your choice of 10" squares) to fashion your "blooms", and it's embellished with fabric-covered buttons! It's perfect for the confident beginner or experienced quilter looking for a project smaller than a full-sized quilt.

Rotary Cutting Magic! **NEW**

Karen • 1 Session
\$30 + book, fabrics & supplies
Sat July 16 • 9-12pm OR
Mon Aug 15 • 12-3pm

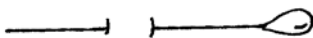
Bring your stash cut in squares and we will learn new cutting techniques to create blocks with minimal wasting of fabric!! Using a new book by Anita Grossman Solomon, Rotary Cutting Revolution, we will use Anita's "Make It Simpler" technique to create dynamite blocks and quilts. Bonus, we will also try our hand at another easy block that is in the book.



Dot Party

Guest teacher -
Julie Herman of Jaybird Quilts • 1 session
Sat 8/13 • 12-4 pm
\$35 + pattern, fabrics & supplies

This is a great quilt design, and is actually an extremely flexible pattern--one that you can use over and over again. The blocks can be 4 1/2 inch blocks or 9 1/2" blocks, and there are several quilt sizes to choose from. Designer Julie Herman says the pattern is good for beginner to intermediate level quilters and that it goes together quickly. You can choose to use 5 inch square (charm packs) or 10 in square (layer cakes) precut fabrics if you'd like. Class will be taught by the designer herself - a real treat! Julie's enthusiasm for quilting will inspire & motivate you!



Maddie Bea Quilt

Kim • 1 session
Sat July 30 • 11-3pm OR
Sun August 21 • 11-3pm
\$35 + pattern, fabrics & supplies


This pattern is a beautiful reproduction of an antique quilt. This quilt has an intricate geometric shape block that resembles a 4-patch on point that is a breeze to make using a new template. Quilt pattern is for a lap/full size, but it can be made large

Fun Stuff

The Jewelry Pouch **NEW**

Janet Cohen • 1 session
Tuesday July 26 • 12-3pm
\$27 + fabrics & supplies


Looking for a trendy gift for a sister, daughter, mother or dear friend? This clever jewelry pouch works up quickly, can feature your favorite luscious fabric and will be enthusiastically received! It works perfectly for traveling and can house those gifts of jewelry that you might be giving in the coming months! Once you make one, you'll be hooked - you'll be making them for everyone! Have a few special buttons you've just been dying to use? Don't want to part with that fabulous fat quarter you've never been able to find more of? This is the solution! Make one for yourself too - you'll be happy you did!



My Favorite Bag **NEW**

Susan • 1 Session
\$25 + pattern, fabrics & supplies
Wed July 27 • 1-4pm OR
Sat Aug 6 • 11-2pm

A great bag pattern by Kati Cupcake Pattern Company. Roomy & stylish; it features 3 coordinating fabrics with grommets & a stylish sash! Finished bag is 18" by 15".



The Cutest Baby Booties **NEW**

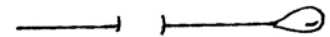
Karen • 1 Session SMR
Thursday July 21 • 6:30-9pm OR
Sat Aug 27 • 2-4:30pm
\$27 + pattern, fabrics and supplies

Want to make a hit at your next baby shower or baby gift?? This class is the answer. We will be making girl and/or boy baby booties for the new little ones in your life! You will not be able to stop with just one pair!

No Sew Floor Mats

Delia & Rosemary • 1 session
\$40+ pattern, fabrics & supplies
Sun 7/24 • 11-4pm or
Sun 8/7 • 11-4pm


This is a fun project that involves crafting, no sew gluing & home decorating all rolled into one great class! You'll make a small door mat from a simple charm pack of fabric. Warning floor mats may be addicting!



The Original Folded Star Ornament Ball

Mary Ellen • 1 Session
\$25 + fabrics & supplies
Thurs July 14 • 6-9pm OR
Thurs Aug 4 • 6-9pm

This no-sew craft class is a relaxing evening learning how to make a beautiful folded star ornament ball. You choose your fabrics, so they can be made for any occasion. Make one to match a baby quilt you are giving to a new mom or get started on your holiday projects.



The Liberty Shirt

Darlean • 1 session
\$30 + pattern, fabrics & supplies
Thurs Eve Aug 18 • 5-9pm

A beautifully tailored shirt that has a flattering lower back. These is such a great shirt you'll want to make several for yourself! Enjoy all the tailoring tips that Darlean will be teaching you along the way! The information is priceless!

Clubs

Strip Club Revealed Day

Saturday August 20 • 9:30am

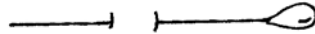
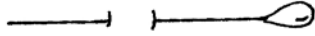
Strip Club is a fun event that we run every other month, offering innovative quilt designs using 2 1/2" strips. A few weeks before a Strip Club meeting we will showcase or "tease you" with a new "in house" jelly roll that will be the featured fabric in the upcoming strip quilt. If you pre-pay for the jelly roll prior to the Strip Club meeting you pay only \$26.25 (25% savings) Strip Club Revealed Day is a meeting is where the Strip Club Quilt is

Classes & Clubs

SMR = Sewing Machine

revealed! Tips & instruction will be part of the meeting. Any additional fabrics, notions needed for completing the quilt will be available for purchase at a 25% discount during the club meeting time only.

session 2 looks to be even more creative & spectacular.



Groovy Girls Sewing Club II **NEW**

Thurs August 25 • 11-2pm OR
Sat August 27 • 10am-1pm
Susan • 4th Thursday OR
Saturday of each month
\$45 for 6 sessions Aug- Jan

The Groovy Girls Sewing Club is ready to begin again with all brand new projects! Come join this exciting Club designed by Terry Atkinson the infamous Yellow Brick Road lady! We'll meet for 2 hours. The first hour will be a demo of the project with free handouts, giveaways & recipes. The second hour will be sewing, stitching & shopping. As a Groovy Girls Sewing Club member you will be entitled to receive some exclusive Atkinson Design patterns. Last sessions projects were fabulous & made for great gifts for family & friends &

Jo's Little Women Club #10 "JLWC"


Karen • 2 sessions
Tues AM 7/12 & 8/9 • 11-1pm OR
Tues PM 7/26 & 8/23 • 6-8pm
\$30 for a 6 month session pass

For the lovers of reproduction fabrics we are delighted to offer you Jo's Little Women Club #10 by Jo Morton. Jo is maker of small reproduction style quilts and has numerous fabric lines from Andover fabrics. She has developed a Club with Club Member Exclusive patterns. Each meeting begins with a short program by Karen featuring some interesting history of the quilts from this time period. Club #10 began in February.

Tea & Appliqué

Jeanne • 1st Tues of the month
Tues. July 5th & Aug 2 • 11-1pm
\$5 per session

This club meets the first Tuesday of each month from 11-1 to work on appliqué techniques & projects. Appliqué club open to anyone interested in sharing ideas and refining appliqué skills. We love to share with beginners. Join the fun and the fellowship!
Tea & snacks.



UFO Night

\$10 includes pizza & soda
Friday July 1st & August 5 • 3-9pm

A nice way to wrap up your week. Spend 6 hours of uninterrupted time finishing up some of those UFO's you've got stored in your quilt studio!

Just 3.5% Sales Tax

**• USPS—DATED MATERIAL.
Please deliver ASAP**

The Village Quilter
10 Charles Street
Mount Holly, NJ 08060



Class Registration Form/Updated Mailing List

Please assist us in updating our mailing lists & email lists. Complete the following form & drop it off next time you are at the shop...thank you.

Name: _____ Birthday: _____

Address: _____

Phone: _____ Email: _____

Please Fill In Class Name, Date(s) Attending & Price.

_____ Dates _____ Price: \$ _____

_____ Dates _____ Price: \$ _____

_____ Dates _____ Price: \$ _____

Total Enclosed \$ _____ Check # _____

Make checks payable to:

The Village Quilter • 10 Charles Street • Mt. Holly NJ 08060 • 609.265-0011

*if you need to cancel your class registration, please do so at least seven (7) days prior to the first class for refund or credit. Feel free to bring a bag lunch or dinner with you to class.