

Snippets

from The Village Quilter

The Village Quilter • 609-265-0011 • 10 Charles Street, Historic Mount Holly, NJ 08060 • Spring 2011

Award winning professional fiber artist, Didi Salvatierra is coming back this Fall to The Village Quilter.

Didi will be teaching a 6 hour workshop in hand quilting on Saturday Sept 10 • 10-4:30pm. Limited seating so please registration early! Didi's last session in February sold out early, so if you are interested please do not delay in signing up!

Workshop Fee: \$65

Didi Salvatierra is an award winning professional fiber artist. Her quilts reflect a love of color and texture while incorporating techniques of traditional quilting. She teaches, lectures and maintains an active hand quilting service. Her passion for combining modern and traditional techniques is evident in her unique commission quilts

Spring Events

Daffodil Day in Mt. Holly NJ

Sat. April 16 • 10am

It is a Daffodil Day Extravaganza! We have the Little Miss Daffodil Contest, a scavenger hunt, all of the historic buildings are open for tours, arts, and crafts, specials at all of our local restaurants. Stop by The Village Quilter for your free quilting pattern & see our demo on making daffodil candy decorations for your Easter table setting!

Quilts of Valor Workshop

Saturday May 21st 10-3pm

May is National Armed Forces Month. As a part of a national service project we have set aside this day Sat May 21st to hold a Quilts of Valor Workshop where you will be "coached" in making a quilt that will be donated to the Quilts of Valor Foundation. All that is required of you is to purchase one of Quilts of Valor Kits, there is no charge for the workshop. Please call to reserve your spot.

2nd Saturday Morning Demo's

April 9, May 14, June 11 • 9:30 am

Join us every 2nd Saturday morning at 9:30am for demo Saturdays! We'll show you:

- New Quilting Products
- Free Patterns
- Giveaways



The 10th Annual New Jersey Shop Hop

April 27 - May 1 2011

Join us for another fun and exciting Shop Hop as you explore ELEVEN of NJ's finest Quilt Shops!

- Aardvark & Co. - Morris Plains, NJ
- Calico N Cotton - Ocean City, NJ
- Kindred Quilts - Clinton, NJ
- The Little Shop - Haddonfield, NJ
- Mullica Hill Quilt Co. - Mullica Hill NJ
- Needles & Pins - Swedesboro NJ
- Olde City Quilts - Burlington NJ
- Pennington Quilt Works - Pennington, NJ
- Pieciful Choices Quilt Shop - Vernon NJ
- Quilting Possibilities - Forked River, NJ
- The Village Quilter - Mount Holly, NJ

Ten Big Prizes:

- Bernina 380 Sewing Machine
- Janome 3160QE Sewing Machine
- Basket of 250 Fat Quarters;
- Basket of 200 Fat Quarters
- Basket of 150 Fat Quarters
- Koala Sew Comfort Sewing Chair;
- A Martelli Cutting Mat
- A Reliable Iron
- Weeks Wool Collection
- Aurifil Thread Collection

Purchase a Passport beginning March 1 from any one of the Eleven participating shops. Passports are only \$5!

Shop Hop Hours

Wednesday, Thursday & Friday 9 am to 8 pm
Saturday 9 am to 6 pm • Sunday 10 am to 4 pm
www.newjerseyshophop.com



Shop Online at www.thevillagequilter.com

Classes & Clubs

SMR = Sewing Machine

Quilting Essentials

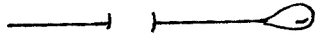
Learn to Quilt, a beginners class

Sue • 8 sessions SMR

Thursday Afternoon Session • 5/5, 5/12, 5/19, 5/26, 6/2, 6/9, 6/16 & 6/30 • 1-3pm

Thursday Evening Session • 5/5, 5/12, 5/19, 5/26, 6/2, 6/9, 6/16 & 6/30 • 7-9pm
\$75 + pattern, fabrics & supplies

You can make your first quilt in a choice of 2 sizes! If you have been looking for an opportunity to learn to quilt, then this class is for you! You will learn all of the basics from fabric selection, rotary cutting, strip piecing, half square triangles, block assembly, borders, marking, basting and simple machine quilting and binding! And when you're done you will have completed a lovely lap-size or crib quilt!



Machine Quilting, the short arm way

Sue • 1 Session SMR

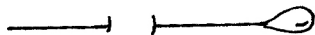
\$35 + supplies

Mon 4/18 • 12-3pm OR

Wed 5/11 • 11-2pm OR

Thursday 6/23 • 6-9pm

This basic skills class teaches you how to finish your quilts using your home sewing machine (be aware that not all machines were designed to machine quilt, but each machine is worth a try!). Stopping and starting your quilting threads, adjusting your tension, free motion and even-feed quilting are taught, along with needle and thread information. Learn confidence and techniques for basic machine quilting. Stippling and machine quilting supplies. Try out different needles and threads to see how they work with your machine.



Paper Piecing for Beginners

Kim • 1 session SMR

Fri 4/22 • 1-4 OR

Fri 6/24 • 1-4pm

\$30 + supplies

A basic beginner's class for learning the art of paper piecing. Our project will be a block that you can repeat & make into a beautiful wall hanging.

Kids Learn to Sew Class - The Pillowcase


VQ Staff • 1 session

Tuesday 4/19 • 12-3pm OR

Wed 6/29 • 12-3pm

\$25 includes fabrics

A perfect introduction to sewing for the young kids who are showing an interest in sewing. We provide ALL the supplies AND the machines! For only \$25, you can pick out the fabrics for your own custom pillowcase and we will teach you how to sew it together! We provide ALL your supplies.



Learn to Hand Quilt with Didi Salvatierra

Guest Teacher Didi Salvatierra • 1 session

Sat Sept 10 • 10-4:30 (1/2 hour for lunch which is included)

\$65 + supplies

A 6-hour workshop where students will begin by selecting a quilt design, learn marking techniques, learn proper basting, and begin stitching using the rock-your-needle method. Individual attention and guidance throughout the workshop

Appliqué

Appliqué by Hand - Chinese Goldfish


Jeanne • 2 sessions

Mon 5/16 & 5/23 • 11-2pm OR

Fri 6/3 & 6/10 • 11-2pm

\$50 + pattern, fabrics & supplies

An intermediate appliqué class that focuses on the gentle curved appliqué. Chinese Goldfish swimming amongst lotus flowers. A beautiful wall hanging for your home.



Basic Training

Ever wonder how great quilt "warriors" do it? They attend Basic Training to learn how to make consistent seams, matching seams, perfect points or borders that lay flat instead of waving as the troops march by? Each skill will be shared in a session of our "Basic Training".

Cost: \$20 for each class

Bind Your Quilt • Kim

Learn the tips and techniques to making perfect binding.

Fri. 6/17 • 12 - 2 pm

An Introduction to Sashiko Embroidery • Sue

Mon 4/25 • 12 - 2 pm OR

Mon 6/20 • 12 - 2 pm

Sashiko embroidery originated in Japan as a utility stitch. Learn how this embroidery has evolved into an art form that is still popular today. Practice the basic stitch as you make a small coaster with a sashiko motif.

The Lazy Angle • Darlean

Fri 5/20 • 12 - 2 pm OR

Mon 6/6 • 12 - 2 pm

The Lazy Angle is back & there are some great new patterns available too. This class will teach you some of the variety of blocks you can make with this wonderful ruler!

Fudge It & Finish It! • Sue

Sun 4/17 • 1 - 3 pm OR

Mon 6/13 • 10 - 2 pm


A little bit of "fudging" can help you make the best of those unfinished sets of blocks that aren't exactly the same size. Learn five different techniques for turning less-than-perfect blocks into a finished quilt, table runner, etc. You'll also get some great ideas for using leftover or "orphan" blocks and lots of helpful hints!

Just Quilts

Circle of Nine **NEW**

Karen • 2 sessions (5 hours total class time)
Wed 5/18 • 11-1pm & 5/25 • 11-2pm
\$45 + book, fabrics & supplies


Have you ever wanted to use your individual ideas or inspirations to create your own quilt design but were leery? Now, you can stay in your comfort zone but dabble with design – the possibilities are limitless. Using a new book, Circle of Nine is a stunning quilt setting that produces quilts of original and creative design with endless variety and limitless possibilities. Quilters can interchange their favorite blocks within the setting squares and within the rectangles to create totally different looks. No two quilts will look alike even though each uses the same unique setting scheme. Based on a grid, the Circle of Nine offers quilters an easy and fool-proof way to become quilt designers, using the fabrics, blocks and techniques they prefer



Berry-licious **NEW**

Karen • 1 session
Saturday 4/23 • 1-5pm OR
Tuesday 6/28 • 12-4pm
\$35 + pattern, fabrics & supplies

Let's hit the batiks you have been saving in your stash to create a new quilt design by Karen. This design will guide the maker in using different values of the same color to create a two block design that then creates secondary designs. In this class you will learn a unique element to the setting design that you can incorporate in your future quilts

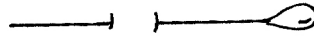


Dot Party **NEW**

Guest teacher – Julie Herman • 1 session
Sat 6/25 • 1-5 pm
\$35 + pattern, fabrics & supplies

This is a great quilt design, and is actually an extremely flexible pattern—one that you can use over and over again. The blocks can be 4 1/2 inch blocks or 9 1/2" blocks, and there are several quilt sizes to choose from. Designer Julie Herman says the pattern is good for beginner to intermediate level quilters and that it goes together quickly. You can choose to use 5 inch square (charm packs) or 10 in square


(layer cakes) precut fabrics if you'd like. Class will be taught by the designer herself – a real treat! Julie's enthusiasm for quilting will inspire & motivate you!



Scintillating Circles **NEW**

Jeanne • 1 session
Sun 5/15 • 12-3pm OR
Mon 6/27 • 12-3pm
\$35 + pattern, fabrics & supplies

A great pattern to showcase oriental prints, novelties or black & white prints. You will learn a unique method that makes the circles easily appliquéd either by machine or hand!



Maddy Bea Quilt **NEW**

Kim • 1 session
Sun 5/22 • 11-3pm OR
Sat 6/4 • 12-4pm
\$35 + pattern, fabrics & supplies

This pattern is a beautiful reproduction of an antique quilt. This quilt has an intricate geometric shape block that resembles a 9-patch on point that is a breeze to make using a new template. Quilt pattern is for a lap/full size, but it can be made larger.

Just for You

The Jewelry Pouch **NEW**


Janet Cohen • 1 session
\$27 + fabrics & supplies
Sunday May 1 • 12-3pm

Looking for a trendy gift for a sister, daughter, mother or dear friend? This clever jewelry pouch works up quickly, can feature your favorite luscious fabric and will be enthusiastically received! It works perfectly for traveling and can house those gifts of jewelry that you might be giving in the coming months! Once you make one, you'll be hooked – you'll be making them for everyone! Have a few special buttons you've just been dying to use? Don't want to part with that fabulous fat quarter you've never been able to find more of? This is the solution! Make one for yourself too – you'll be happy you did!

No Sew Floor Mats

Delia/Rosemary • 1 session
\$40+ pattern, fabrics & supplies
Sun 5/29 • 11-4pm or
Sun 6/5 • 11-4pm


Join Delia & Rosemary for a day of fun making a small door mat from one of our charm pack collections. This is a fun project that involves crafting, no sew fabric gluing, home decorating all rolled into one great class! Warning making floor mats may be addicting!



The Kimmie Rose Bag **NEW**

Darlean • 1 session
\$30 + pattern, fabrics & supplies
Mon 5/2 • 11-3pm OR
Sat 5/14 • 12-4pm OR
Sat 6/11 • 12-4pm


The Kimmie Rose Tote is a beautiful bag that features a large rose on the front. Diamond quilting adds background interest along with grommets that hold the cord filled handles. Inside you'll add 2 large pockets for all our things!



The Liberty Shirt

Darlean • 1 session
\$30 + pattern, fabrics & supplies
Thurs Eve 4/21 • 5-9pm or
Sat 6/18 • 11-3pm

A beautifully tailored shirt that has a flattering lower back. These is such a great shirt you'll want to make several for yourself! Enjoy all the tailoring tips that Darlean will be teaching you along the way! The information is priceless!



Classes & Clubs

SMR = Sewing Machine

Clubs

Strip Club

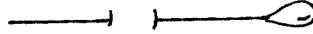
Sat 4/16 & 6/18 • 9:30am (note no May Strip Club) Strip Club will be run every other month, offering innovative quilt designs using 2 1/2" strips.

A few weeks before a Strip Club meeting we will showcase or "tease you" with a new "in house" jelly roll that will be the featured fabric in the upcoming strip quilt. If you pre-pay for the jelly roll prior to the Strip Club meeting you pay only \$26.25 (25% savings) If you purchase the jelly roll at the Strip Club meeting the Jelly Roll will cost you \$30.00 and for any day after Strip Club the price is \$35.00. Strip Club Meeting is where the Strip Club Quilt will be reveal! Tips & instruction will be part of the meeting. Any additional fabrics, notions needed for completing the quilt will be available for purchase at a 20% discount during the club meeting time only.

Groovy Girls Club – Reunion Party

Sat April 23 • 10-12pm

Calling all Groovy Girl members! Join us for a little show & tell party! We'll groove & giggle as we share our projects & tails. And snack on some groovy food! Stay tuned for Groovy Girls 2 coming this summer of 2011!



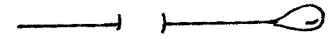
Jo's Little Women Club "JLWC"

Karen • 2 sessions

Tues AM 4/12, 5/10 & 6/14 • 11-1pm OR
Tues PM 4/26, 5/24 & 6/23 • 6-8pm
\$30 for a 6 month session pass

For the lovers of reproduction fabrics we are delighted to offer you Jo's Little Women Club #10 by Jo Morton. Jo is maker of small reproduction style quilts and has numerous fabric lines from Andover fabrics. She has developed a Club with Club Member Exclusive patterns. We had 3 full club sessions for Club #9 so we guarantee it's a good thing! Each meeting begins with a short program by Karen


featuring some interesting history of the quilts from this time period. Club #10 began in February.



Tea & Appliqué

Jeanne • 1st Tues of the month
April 4, May 3, June 7 • 11-1pm
\$5 per session

This club meets the first Tuesday of each month from 11-1 to work on appliqué techniques & projects. Appliqué club open to anyone interested in sharing ideas and refining appliqué skills. We love to share with beginners. Join the fun and the fellowship! Tea & snacks.



UFO Night

\$10 includes pizza & soda
April 1, May 6, June 3 • 3-9pm

A nice way to wrap up your week with 6 hours of stitching time at the shop!

Just 3.5% Sales Tax

Closed Easter Sunday April 24

• USPS—DATED MATERIAL. Please deliver ASAP

The Village Quilter
10 Charles Street
Mount Holly, NJ 08060



Class Registration Form/Updated Mailing List

Please assist us in updating our mailing lists & email lists. Complete the following form & drop it off next time you are at the shop...thank you.

Name: _____ Birthday: _____

Address: _____

Phone: _____ Email: _____

Please Fill In Class Name, Date(s) Attending & Price.

<input type="checkbox"/>	Dates	Price: \$
<input type="checkbox"/>	Dates	Price: \$
<input type="checkbox"/>	Dates	Price: \$

Total Enclosed \$ _____ Check # _____

Make checks payable to:

The Village Quilter • 10 Charles Street • Mt. Holly NJ 08060 • 609.265-0011
*If you need to cancel your class registration, please do so at least seven (7) days prior to the first class for refund or credit. Feel free to bring a bag lunch or dinner with you to class.