

# Snippets

from The Village Quilter

The Village Quilter • 609-265-0011 • 10 Charles Street, Historic Mount Holly, NJ 08060 • Summer 2010

Dear friends,

Sweet summer greetings to all! Even though it has started off as a rather warm summer, I am happy to say that my small square foot veggie garden is loving it. This year I moved the garden right smack in the middle of my backyard to insure at least 6 hours of sunshine. This little, 4ft x 4ft container garden is the home to 4 tomato plants 1 zucchini and 2 basil plants with of course a fence around it to keep the rabbits & groundhog out. So far so good, but are they just waiting for the produce to ripen before they attack?

Hope everyone has a vacation or "staycation" planned for this summer. We all need a little change of scenery to renew our spirit just a little. While you are making those plans please check out our summer classes, with a little planning you just might be able to fit in a class or two.

Happy quilting!

— Susan

## New Block of the Month

### Winsome Wreaths

Winsome Wreaths throughout the Year- adorable embroidery BOTM that features 12 wreath blocks in a beautiful setting for your wall. Finishes up to 35 x 45. Starts July 1st with the Liberty Wreath.

**Block of the month just \$5.00 each month.**

## New Clubs

### Jo Morton's Little Women Club

We started this fabulous club at the shop a few months ago & it has grown so that we now have a 2nd evening session. There is still room in this session - Every 4th Tuesday Evening 6-8pm. Club Fee \$30 plus pattern booklet & exclusive Jo Morton Fat Quarter tower are required. Come join the fun!

### The Christmas "Stocking" Club

We will be working each month on our Christmas Stocking Block of the Month Quilt. Beginning in July with our first block please come join us. Requires purchase of pattern. Open to all! Details under Club section in Newsletter. Meets every 4th Wed • 12-3 pm.

## The One Million Pillowcase Challenge

The unofficial count as of June 1st is 102,000 pillowcases!! I had the wonderful opportunity of hand delivering several bags of pillowcases to Cindy Kerr of ConKerr Cancer Foundation in Wayne PA. What a wonderful person & I am in awe at all she does! She told me that she will have a children's book out this fall with Kansas City Star and then possible a fabric line in the near future. More smiles for more kids!

**Keep those pillowcases coming!**

## 2nd Saturday Morning Demo's

Saturday July 10th & August 14th

Join us every 2nd Saturday morning at 9:30am for demo Saturdays! We'll show you:

- New quilting products
- Cooking recipes for the busy quilter
- Free Patterns

## Summer Events

### Our Annual 4th of July Sale

Monday July 5th • 9am- NOON

Come out for some great deals, but come early were locked up by noon! Gotta see the parade!

- Rolled Fat Quarter Sale 10 for \$10 Fabric Sale
- Buy 1 yard save 10%
- Buy 2 yards save 20%
- Buy 3 or more yards save 30%
- All Books 20% off
- Free Pattern with any purchase

### Christmas in July Open House

Sat July 24th • 10-6pm

Join us for the official unwrapping of our holiday fabrics! Stop in & preview all the new holiday fabrics & start getting those project ideas together. Free pattern with any purchase. Light refreshments.

**Shop & Register for Classes Online at [www.thevillagequilter.com](http://www.thevillagequilter.com)**

## Quilting Essentials


### Learn to Quilt A-Z Beginner's Quilt Class

Kim • 4 sessions • SMR

\$65 + book, fabrics & supplies

Sat 9-12pm • 7/24, 7/31, 8/7 and 8/21

*It's time to learn to quilt! In this class you will learn all the basic skills of quilt making, as you construct a rail fence wall hanging. Alex Anderson (Co-Host of The Quilt Show) and Bernina of America have designed a series of workshops to introduce you to the exciting world of quilt making. Be prepared for an exciting journey as you discover the joys of quilting!*



### Machine Quilting – Jeannie's back!

Jeannie • 1 Session • SMR

Mon 7/12 • 12-3 OR

Sat 8/14 • 12-3

\$35 + supplies

*This basic skills class teaches you how to finish your quilts using your home sewing machine (be aware that not all machines were designed to machine quilt, but each machine is worth a try!). Stopping and starting your quilting threads, adjusting your tension, free motion and even-feed quilting are taught, along with needle and thread information. Learn confidence and techniques for basic machine quilting. In addition, ask all those questions and learn more about machine quilting, quilting design and transfer, layout, stippling, and machine quilting supplies. Try out different needles and threads to see how they work with your machine. We will use a new product called Skillbuilders to practice our new talents. Each class is different, so if you've taken machine quilting before and would like a refresher, this is the class for you.*



## Basic Training NEW

Ever wonder how great quilt "warriors" do it? They attend Basic Training to learn how to make consistent seams, matching seams, perfect points or borders that lay flat instead of waving as the troops march by? Each skill will be shared in a session of our "Basic Training". Sign up for just one or all 6!

Cost: \$20 for each class or \$100 for 6 trainings sessions

### Half Square Triangle Blocks

Mary Ellen Reuther

*Half-square triangles are a basic building block yet there are 3 construction techniques. Try them all and perfect squaring up*

Thurs. 7/8 • 1-3pm OR

8/19 • 1-3pm

### Nine Patch Blocks

Delia Dungan

*They can be more than a simple Irish Chain or Split 9 Patch. Come see!*

Fri. 7/16 • 1-3pm OR

Fri 8/13 • 1-3pm

### Flying Geese Units

Karen Dever

*They come in all different sizes and shapes. Try each technique and decide what works best for you.*

Thurs 7/15 • 10-12pm OR

8/31 • 10-12pm

### Snowball Blocks

Kim Calhoun

*Are traditional but fun in modern quilts. These tips make them easy*

Sat 7/31 • 1-3pm OR

8/28 • 10-12pm

### Zippers

Darlean Woods

*The art of putting in a zipper!*

Wed 7/14 • 10-12pm

### Sashiko Embroidery

Susan Morrison

*Learn a little bit about the art of Sashiko & make a small coaster with a sashiko motif.*

Sat 7/24 • 1-3pm OR

Mon 8/2 • 1-3pm

## Just Quilts

### Sidelights- Madame Butterfly NEW

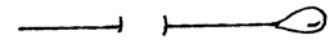
Susan Morrison • 1 session • SMR

Sun 7/18 • 11-3pm OR

Mon 8/16 • 11-3pm

\$35+pattern, fabrics and supplies

*The lovely "Madame Butterfly" panel with a red, black & gold colors is the centerpiece to this Asian inspired wall hanging. Coordinating floral & tonal prints are used for a multiple borders and framed sidelights squares. Learn Japanese sashiko embroidery to embellish the panel and incorporate other sashiko motifs in your quilting designs.*



### Chatterbox NEW

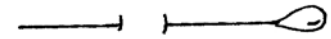
Karen • 1 session • SMR

Tues 7/20 • 11-3pm OR

Sun 8/15 • 11-3pm

\$40+fabrics and supplies

*Everyone wants to use fabric from our stash - here is great scrap quilt design that does just that! Choose a fabric theme - novelty, Asian, batik, floral - your choice - next, dig into your stash for your fabric, and then let's create a fun quilt!*



### Mini Wedge Table Topper/Tree Skirt

Darlean • 1 session • SMR

Mon 8/9 • 10-2pm

\$35 + ruler, fabrics & supplies

*Have you downsized to a smaller Christmas Tree & now need a tree skirt to fit? This might be the class for you! This 25" circle tree skirt with a 5" opening will be just perfect! And the best part of the entire project is that it actually makes 2 tree skirts. One for you & one for a friend!*

## Just for You

### The Sophia Trench Coat NEW

Darlean • 1 session • SMR

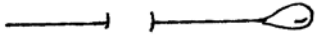
Sat 7/17 • 9-1pm OR

Thurs 8/19 • 5-9pm

\$40 + pattern, fabrics & supplies

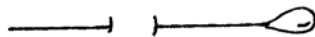
*Add an element of fun sophistication with this classic raglan sleeve design featuring a large stand up collar and an optional belt or back pleating with a front button closure. The lines of this coat are a gentle A-line, making it a*

flattering fit for everyone! Make it fun and funky with large scale prints. Another adventurous choice is to make a raincoat from vinyl coated cotton! Whatever your choice, this coat is sure to be an instant classic.



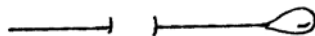
### The Lilly Apron **NEW**

Susan • 1 Session • SMR  
Thurs 7/22 • 10-2pm OR  
Sat 8/28 • 1-4pm  
\$30 + pattern, fabrics & supplies  
This very popular pattern from Busy Bee Designs is great for all ages. Teenagers love to wear it over their tank tops, Mom's it makes a great apron to wear in the kitchen & garden and it also makes a great maternity top.



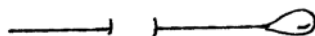
### Margo Handbag **NEW**

Susan 1 Session • SMR  
\$25 + pattern, fabrics & supplies  
Tues 7/27 OR 8/24 • 12-5pm  
Newest Lazy Girl Bag pattern that finally has a ZIPPER! Learn how to achieve this crisp, professional finish with the innovative Dip-Down Zip-Top technique using an all-purpose zipper.



### Simple Sleeved Shawl **NEW**

Darlean • 1 session • SMR  
Sat 8/7 • 1-4pm  
\$35+pattern, fabrics and supplies  
A new pattern from Indigo Junction that creates a great look in a wrap that has several options. Looks great on all types of figures & is quite flattering! Try it in a batik for a great summer look!



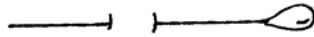
### Darlean's Wrap Up Class

Darlean • 1 session • SMR  
Thurs 8/26 • 5-9pm  
\$25 + your project!  
Bring your unfinished Projects from your class with Darlean... Weekender Bag, Midtown Trench Coat,

## Fun Stuff

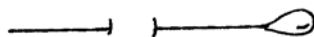
### No Sew Floor Mats

Delia & Rosemary • 1 session  
Sunday 7/25 OR  
Sun 8/22 • 11-4pm  
\$50+ pattern, fabrics & supplies  
Join Delia & Rosemary for a day of fun making a small door mat from one of our charm pack collections. This is a fun project that involves crafting, no sew fabric gluing, home decorating all rolled into one great class! Warning making floor mats may be addicting!



### Biscuit Basket **NEW**

Karen • 1 session • SMR  
Thurs 7/29 • 6-9pm OR  
Sat 8/21 • 1-4pm  
\$30+pattern, fabrics and supplies  
Want to get a head start on your Christmas list?? This basket is a great way to use Jelly Rolls or a selection of 2 1/2" strips that will make a fun and versatile "Biscuit Basket". Line it with a napkin and fill to the brim with your favorite pastries or biscuits! Use it for mail or to store your patterns. Great as a Christmas gift! The possibilities are endless!



### The Abbey Bag **NEW**

Susan • 1 session • SMR  
Fri 7/30 • 10-1pm OR  
Thurs 8/12 • 6-9pm  
\$25+ pattern, fabrics & supplies  
A pin cushion and scrap bag all in one. Hang this beautiful flower on your sewing table for convenient disposal of your scraps and have a handy location for your pins.

## Kids, Tweens & Teens Classes

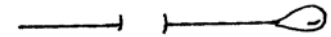
### Sewing for Kids

#### The Classic Backpack

Wed 8/4 • 10-3pm  
Please bring lunch  
\$45 includes pattern & fabrics (students will need to bring a small sewing kit to class)  
Beginners can learn sewing while creating a great little backpack. Bring a bagged lunch.

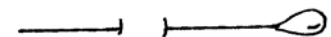
### Sewing for Tweens & Teens

The Hippy Chick Stripwork Skirt  
Wed 8/11 • 10-12pm  
\$30 includes pattern  
If you have had prior sewing experience then this class is for you. We will make a great strippy skirt! Bring a bagged lunch.



### Quilting for Kids – My First Quilt

The Strippy Quilt  
Thursday 8/5 • 10-3pm  
\$50 includes pattern & fabric kit  
A great class in practicing straight stitching while creating a great first quilt top! Bring a bagged lunch.



### Quilting for Tweens & Teens – Not My First Quilt

The 3-6-9 Quilt  
Thurs 8/12 • 10-4pm  
\$35 +fabrics & supplies  
This class has been created for the student who has had prior quilting experience & wants to make their first big quilt. Several sizes to choose from. Think ahead & make it for your dorm room!! Bring a bagged lunch.

## Clubs

### Jo's Little Women Club #9

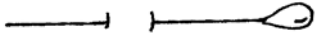
Karen • \$30 for all 6 sessions of Club #9  
Day Session meets the second Tuesday of each month from 11-1pm (presently full) 7/13 & 8/10  
Evening Session meets the fourth Tuesday of each month from 6-8pm • 7/27 & 8/24  
For the lovers of reproduction fabrics we are delighted to offer you this new club by Jo Morton. Jo, maker of small reproduction style quilts and a fabric line from Andover fabrics, has developed a Club with Club Member Exclusive patterns. J

# Classes & Clubs

SMR = Sewing Machine

## The Christmas "Stocking" Club **NEW**

Susan • 4th Wednesday of Each Month  
7/28 & 8/25 • 12-3pm  
\$5 per session + pattern, fabrics & supplies  
We will be working each month on our Christmas Stocking Block of the Month Quilt. Beginning in July with our first block please come join us. Requires purchase of pattern. Open to all!

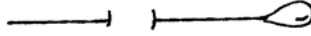


## The Farmers Wife Club

Delia • 2nd Friday or Sunday of each month  
Friday 7/9, 8/13 • 11-1pm  
Sunday 7/11 & 8/22 • 1-3pm  
\$10 per session  
A monthly club for those wanting hands on instructions in piecing together the blocks for this new Block of the Month. Or perhaps you just want to come & sew a bit & make some new friends. All who have signed up for this Block of the Month are welcome! The construction of these blocks make for a very nice hand piecing project, but of course the choice is yours..

## Paper Piecing Club

Kim • 4th Friday of each month  
Fri 7/23 & 8/27 • 1-3pm  
\$10 per session  
Expand upon your paper piecing skills in this fun club.

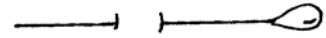


## Tea & Appliqué

Jeanne • 1st Tues of the month  
7/6 & 8/3 • 11-1pm  
\$5 per session  
This club meets the first Tuesday of each month from 11-1 to work on appliqué techniques & projects. Appliqué club open to anyone interested in sharing ideas and refining appliqué skills. We love to share with beginners. Join the fun and the fellowship! Tea & snacks.

## Dear Jane Club

Vicki Fallon  
8/1 • 12-3pm  
\$10 per session  
Continue on your Dear Jane journey & join Vicki each month as you continue working on this fabulous quilt. Vicki will be demonstrating a new block each month as well as offering tips on any of the 225 blocks.



## BYOP 1st Friday

\$10 includes pizza & soda  
Friday Evenings 7/2 & 8/6 • 4-9pm  
A nice way to wrap up your week. Spend 5 hours of uninterrupted time finishing up some of those UFO's you've got stored in your quilt studio!

**Just 3.5% Sales Tax**

**• USPS—DATED MATERIAL.  
Please deliver ASAP**

The Village Quilter  
10 Charles Street  
Mount Holly, NJ 08060



### Class Registration Form/Updated Mailing List

Please assist us in updating our mailing lists & email lists. Complete the following form & drop it off next time you are at the shop...thank you.

Name: \_\_\_\_\_ Birthday: \_\_\_\_\_

Address: \_\_\_\_\_

Phone: \_\_\_\_\_ Email: \_\_\_\_\_

Please Fill In Class Name, Date(s) Attending & Price.

\_\_\_\_\_ Dates \_\_\_\_\_ Price: \$ \_\_\_\_\_

\_\_\_\_\_ Dates \_\_\_\_\_ Price: \$ \_\_\_\_\_

\_\_\_\_\_ Dates \_\_\_\_\_ Price: \$ \_\_\_\_\_

Total Enclosed \$ \_\_\_\_\_ Check # \_\_\_\_\_

#### Make checks payable to:

The Village Quilter • 10 Charles Street • Mt. Holly NJ 08060 • 609.265-0011

\*If you need to cancel your class registration, please do so at least seven (7) days prior to the first class for refund or credit. Feel free to bring a bag lunch or dinner with you to class.