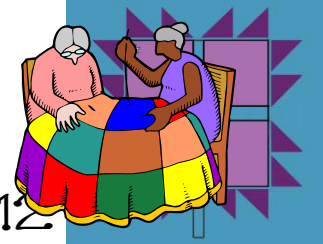


# Quiltz Quibbler

July, August and September 2012



## Contact Us:

13825 N 32<sup>nd</sup> St,  
Suite 8  
Phoenix, AZ 85032

602-482-4141

[contact@quiltzonline.com](mailto:contact@quiltzonline.com)  
[www.quiltzonline.com](http://www.quiltzonline.com)

## Hours:

Monday-Saturday 10a-5p  
Tuesday until 8p  
Sunday 12p-4p

Sign up for our email  
for all the news  
coming weekly.

Visit the front  
page of  
[www.quiltzonline.com](http://www.quiltzonline.com)  
under newsletter  
signup.



Summertime! Summertime!

Our thoughts are of watermelon, fireworks, homemade ice cream and vacations. But just 6 months from now we will be sharing the beautiful Christmas gifts we made back in the summer.

If you are like us and busy with "LIFE" you will need the whole 6 months to be ready for the holidays. This is a great time to take a class and get started. It's too hot to be outside and the classroom is cool.

The classes are smaller but still a good time to meet up with friends who stayed in town. Several new techniques and some great gift classes are scheduled for this quarter.

Holiday fabric is arriving along with other new lines and some standard basic blenders. Watch for our Christmas in July Sale along with some surprise coupons coming to you through our email blasts.

Stop by this summer and see what's new.

## Grandma Nell Nifty Notions Gone Fishing!

She will return in September  
in time for Shop Hop.

**CLOSED ON**  
**Wednesday, July 4<sup>th</sup> -**  
**Independence Day**  
**Sunday, July 29<sup>th</sup> - Inventory**  
**(Class will still meet)**  
**Monday, September 3<sup>rd</sup>**  
**- Labor Day**

## SAVE THE DATE!

Our annual Maricopa County Independent Quilt Shop Association  
Quilt Shop Tour

Friday, September 21st through Saturday, September 29th.


This year promises to be exciting with the theme planned around the Arizona Centennial Celebration. There will be 13 amazing quilt shops for you to visit. See the demos and have your passports stamped to enter the drawing for a terrific grand prize and 13 other prizes.

The Arizona theme will be centered around one block with each shop giving you great ideas for the block's use. Passports go on sale one month ahead with a special charm. Supplies of charms are limited so plan to stop by Quiltz and get your passport early.

Watch our emails for exact date to purchase your passports.



# BASICS



## ADVANCED BEGINNING QUILTING

Sharron Meyer & Susan Sochacki

Wednesday, July 25, August 1, 8, 15, 22, 29

Skill level: Beginning/Intermediate Time: 10:30a-12:30p

The goal of this six-week class is to build piecing and cutting skills with more challenging techniques: Flying geese, quarter-square triangles, square in a square, curved piecing, setting blocks on point, sashing, cornerstones, and mitered borders. Although this class is designed to build on techniques taught in the beginning class, it is suitable for anyone comfortable with a rotary cutter and sewing an accurate  $\frac{1}{4}$ " seam. There will be homework each week that must be completed before the next class.

Fee: \$60-plus \$8 for handbook (collected at 1<sup>st</sup> class)

This fee total for all 6 classes

## FROM OUR HEARTS TO THEIRS

Pat Liesegang

Saturday, Sept. 15

Time: 10:30 am to 4 pm.

Skill Level: All Levels

Please pre-register so we can have an accurate number of participants.

Come be a part of a program to help children. We will be making bags for "Beads of Courage" and quilts for a children's group. Fee: \$10 *light lunch included*

## HAND APPLIQUE BASICS

Susan Stephenson

One-on-One Personal Instruction

Meets 1<sup>st</sup> or 3<sup>rd</sup> Tuesday of the Month

by Appointment Only

Skill Level: Beginner or Experienced (Refresher Course)

Hand Appliqué Basics introduces the student to the fine art of Needle-Turn appliqué. Class instruction is based on two books: *Baltimore Basics - Album Quilts from Start to Finish* and *The New Applique' Sampler*. Each lesson (12 total) presents a new hand appliqué sewing technique. Completion of a Baltimore Album Sampler Book (see shop display) or small wall hanging is possible as a Keepsake of all the sewing techniques. Join me in personal one-on-one instruction to enhance your hand appliqué skills!

Fee: \$75.00 for 6 lessons (Plus \$20.00 one-time registration fee, collected at 1<sup>st</sup> class)



## SEW KIDS - PAJAMA PANTS

Sue Bushmaker & Jennifer Rossetti

Friday, August 10

Time: 10:30a-4p

Skill Level: All

Want to try making clothing? The class will teach you how to trace the pattern and get it ready for cutting out your fabric. We will talk about the grain of the fabric so that your clothing hangs straight and doesn't twist after washing. Tall - Short or other pattern problems will be talked about in the session. Need a quick gift...this is it!

Fee: \$25

## QUILTING FOR THE CLUELESS - A Beginning Quilting Class

Tuesday, August 7, 14, 28, and September 4

Kenna Hough

Time: 5:45P - 8p

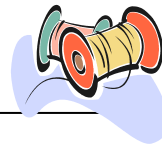
Skill Level: VERY Beginning

Have you wanted to try quilting but don't know where to start? Have you felt a bit intimidated by the idea? Then this is the class for you. During these four sessions you will learn the basics while completing your first quilt. Multiple topics will be covered including fabric selection, rotary cutting, piecing, basting, basic quilting and finishing your quilt.

Classes are spaced about two weeks apart to give participants adequate time to finish a quilt as well as explore additional "next step" techniques. Join this step-by-step class in an atmosphere designed to be relaxed and fun!

Fee: \$60

# TECHNIQUES



## BRIDAL BOUQUET

Bobbie Ward

Thursday August 9 or September 27

Time: 12:30p-4:30p

Skill Level: Intermediate/Advance

You might have seen or purchased this pattern at the recent quilt show. Are you still afraid to get started or wish you had bought the pattern? Well, come join us to work it out together. It's easier than it looks! There are lots of other uses to the templates that come with the pattern. I have some tips that might make it easier for you to assemble.

Fee: \$30

## BAJA TRAVELING PURSE

Barb Spitalny

Saturday July 21 Time: 10-3 or

Sunday September 9 Time: 12p-4p

Walk into class with fabric and leave with a completed purse. This great bag has pockets galore and the easiest zipper ever. Bet you can't make just one!!

Fee: \$25

## SEW CHARMING

Susanne Triplett

Saturday, July 28 or August 18 or Sept. 29

Time: 10:30-4:30

Skill Level: All Levels

Don't let the heat of the summer slow you down. Let me show you how to make a charming keepsake display quilt by using the easiest paper-piecing method ever. If you have never paper-pieced, this class is for you. Organize your jewelry box and set aside those loose silver or gold charms, tack pin collections, beads, or antique buttons and let's get sewing. Makes a charming gift.

Fee: \$15

## APRON FROM A KITCHEN TOWEL

Leslie Foley

Sunday August 19

Time: 12:30p-3:30p

Skill Level: All Levels

This is a really fun class where you can make your own apron from a Kitchen Towel. Great for Christmas Gifts.

Fee: \$23

## COLOR ADVENTURE

Dawn Pedersen

Saturday Aug. 25

Time: 10:30a-4:30p

Skill Level: All Levels

Fear Not! Picking colors for your next quilt will be a breeze once you practice using a few easy suggestions. We will discuss your quilt's "message" and how color affects the maker and receiver of your quilt. You will be surprised at how much you know about colors and pleased as you sharpen your skills.

Fee: \$25

## INSTANT BARGELLO

Barb Janson

Monday, Sept 10

Time: 10:30 to 2

Skill Level: Beginners

Be inspired by Susan Kisor's book to make your own wall or lap quilt. Use 5 to 7 coordinating fabrics to create a fast baby quilt. Easy strip piecing with no seams to match makes this a perfect project for beginners. Bring a friend for shared fun and stress-free sewing.

Fee: \$30

## LET'S TWIST (TECHNIQUE)

Leslie Smith

Monday, September 24

Time: 10:30a-12:30p

Skill Level: Beginner

Remember the fun you had doing the twist? You will have just as much fun creating pinwheel projects with the Little Twister. So, grab a charm square pack and your twister tool along with the other supplies and come learn a simple way to an old technique. There's no limit to the projects you can make with your twisting tool.

Fee: \$30

## NEW YORK BEAUTY

Bobbie Ward

Thursday, August 23

Time: 12:30p-4:30p

Skill Level: All Levels

This class will use the point and wedge templates that come with the book, which give the blocks a three-dimensional look. We will assemble the blocks and learn the use of the cut-a-round and 8 1/2 - inch square arc tools. Come enjoy the challenge and learn some new techniques.

Fee: \$30

## TRI-FOLD PORTFOLIO

Leslie Foley

Sunday July 22

Time: 12:30p-3:30p

Skill Level: All Levels

Christmas is fast approaching! We all need quick gift ideas. I will be teaching different projects every month. We are going to start with a Tri-Fold Portfolio that holds a Jr. Legal Rule Pad and a Pen or Pencil; you will also learn to make a fun fabric flower.

Fee: \$23

## IPHONE SLEEVE & KLEENEX POUCH

Leslie Foley


Sunday Sept. 16

Time: 12:30p-3:30p

Skill Level: All Levels

You will be learning to make two small projects, an iPhone-Sleeve and a Kleenex Pouch. They will make great gifts.

Fee: \$23



**THREAD PLAY MADE SIMPLE**

Barb Janson

Sunday, August 12

Time: 2 p to 4 p.

Skill Level: Confident beginner

By Request! Learn to make 3-D plants and animals with thread... just thread. Embellish your quilts with texture. See how easy it is to make cactus, flowers and trees with a few basic free-motion techniques from this experienced teacher. It's easier than it looks. It's FUN.

Fee: \$30

**WOOL - CHRISTMAS IN JULY - SNOWMAN PILLOW**

Donna Travers

Thursday, July 26

Time: 10:30a-1:30p

Skill Level: Intermediate

This cute Snowman Pillow from Heartfelt Finds is a great Christmas project. Learn how to Machine Blanket stitch and work with a little bit of wool. Get out of the heat and enjoy Christmas in July

Fee: \$25

**WOOL - CHRISTMAS IN JULY - WARM AND GLOW TABLE MAT**

Donna Travers

Thursday, July 12

Time: 10:30a-12:30p

Skill Level: Intermediate

We are in July and it's a great time to start those Christmas projects. This is a Wool Table Mat with Christmas lights going around it. Get out of the heat and enjoy Christmas in July.

Fee: \$20

**BEGINNER WOOL**

Donna Travers

August 7

Time: 10:30a-12:30p

Skill Level: Beginner

If you are interested in learning how to work with wool, this is the class for you. You will be making a wool pincushion and will leave with a finished project and beginning knowledge of wool.

Fee: \$20

**SHADOW TRAPUNTO**

Kenna Hough

Saturday September 22

Time: 10:30a-4p

Skill Level: Intermediate

Based on the book *Shadow Trapunto Quilts* by Geta Grama you will learn the simple steps using organza and high-loft batting to create beautiful quilts. This technique produces dramatic results that will have you wanting to make many quilts using this technique. Please note that participants need to have a basic understanding of free motion quilting. Slow and easy is our mantra and this is a great way for you to get more experience with free motion. Come learn this beautiful, addictive technique!

Fee: \$35

**WONDERFUL 1 FABRIC QUILT**

Sharron Meyer

Wednesday, September 5<sup>th</sup>

Time: 10:30a-3:30p

Skill Levels: Intermediate

"One fabric does it all." Bring a favorite border-stripped print fabric, then design and construct a unique, one-of-a-kind quilt for surprising and fun results. You don't have to follow a pattern, just enjoy the creative freedom of this innovative process.

Fee: \$30

**LUMINOUS LANDSCAPE**

Barb Janson

Thursday, September 13

Time: 10:30a - 2p

Skill Level: Confident Beginners

Learn a variety of techniques and construction methods from this award-winning landscape quilter as she demonstrates ideas from one of her favorite books by Gloria Loughman. Bring a landscape project you have already started and get some hands-on help to get it finished. Or choose an idea from Gloria's book. *The Sky's the Limit!*

Fee: \$30

**MARINER'S COMPASS**

Bobbie Ward


Thursday July, 19

Time: 12:30p-4:30p

Skill Level: All Levels

Have you been afraid to try a Mariner's Compass, paper piecing or applique? This project will give you a chance to try both in one project. I will supply the paper-piecing patterns. We will only do the center Medallion in class. The finishing is up to you for a pillow, wall hanging or small table runner. Come and enjoy the challenge.

Fee: \$30



# Quiltz Has A Link That Features Some of Our Staff's and Customer's

*Favorite Recipes.*

*Here is One from Pat L. Courtesy of allfoods.com*

## **Mac 'n Cheese**

1lb package elbow macaroni

10 Tbsp butter-divided

6 Tbsp flour

1 Tsp salt

6 cups milk

1 ½lbs sharp shredded cheddar cheese

¾ cup dry bread crumbs

1lb thick sliced bacon, diced and cooked'

- Cook macaroni according to package direction until almost tender. Mean while, in a large kettle, melt 8 Tbsp butter. Stir in flour and salt until smooth. Gradually stir in milk. Bring to a boil: cook and stir for 2 minutes or until thickened. Reduce heat. Add cheese and bacon, stirring until melted. Drain macaroni; stir into sauce.
- Transfer into greased 13 x 9 inch baking dish. Melt remaining butter; toss with bread crumbs. Sprinkle over casserole. Bake, uncovered at 350 degrees for 35-40 minutes or until golden brown.

Be sure your baking pan has high sides as this will fill it to the top.

Try using different cheeses in with the cheddar. I used 8oz of a Mexican blend.

**Check under the recipe tab on the  
home page for more.**



# CLUBS



## **NORTH AMERICAN MYSTERY QUILTS**

Dawn Pedersen

Sunday July 29, Minnesota, Sept. 23, Kansas

Time: 12p-4p

Skill level: All Levels

Fun, fun, fun as we discover the pattern and solve the mystery of each quilt. You will learn multiple ways to use your blocks, as well as a bit of history about our United States. You will want to make more than one. Two color choices will be available for each quilt. See you in class.

Fee: \$25/per class

## **BYOP (Bring Your Own Project)**

Staff

Friday, July 13, August 10, Sept. 14

Skill level: All levels

Time: 5p-11p

Join us on a Friday night and bring a little project you have been meaning to get to but haven't, something that just needs a little finishing up, or maybe you just want to come visit with other quilters. We eat, play a game, have show-n-tell, and sometimes finish a UFO. The store is open from 5 to 7 p.m. for BYOP participants only. Bring a drink for yourself and a snack to share. Fee: \$10/per session

## **PAPER-PIECING CLUB**

Sharron Meyer

Wednesday, July 11, August 8, September 12

Skill level: All levels

Time: 1:30p-4:30p

So many of you have taken the beginning paper-piecing class and have come to love the process as much as I do. Our club got off to a great start this year and we'd love to have you join us. Bring a project you are currently working on or make the sampler blocks we are adding to each month. Don't forget a little show & share too!

Fee: \$8/month

## **AFFAIRS OF THE HEART**

Arlene Southworth

Thursday, July 19, August 16, Sept. 20

Skill Levels: Intermediate/Advanced Time: 10a-12p

These blocks are great for a "take along project" since they are only 10" each. You can make all 36 of them, or only three or four for a table runner. They can be done in needle turn or fusible and the color palette is endless.

Fee: \$15/ month

## **THIMBLEBERRIES CLUB**

Donna Travers

Tuesday, July 17, August 21, Sept. 18 10:30a-12:30p

or

Saturday, July 14, August 11, Sept. 8 10:30a-11:30p

Skill Level: All Levels

I would like to personally invite you to come and join Lynette Jensen's Thimbleberries Club. We are a group of ladies that come together to enjoy the art of quilting. We share ideas and new quilting techniques. Come and see if the Club is for you.

Fee: \$40 for the year

## **QUILTIES TRADING**

Sandie Jensen

Sunday, August 5, September 2

Skill Level: All Levels

Time:12p-2p

Wonder what to do with those leftover scraps? Like to create? Join us as we do our spin on Artist Trading Cards. Come and learn to make QUILTIES. These 4x6-inch original works will become small art quilts. Then you can trade with other students in the class to have a variety. Each month we will have a trading session that is optional to participate in and then learn a new trick (technique). This is a fun class for all skill levels. Fee: \$8.50/month

## **FLOWER BASKETS** Arlene Southworth

Monday, July 16, August 20, September 17

Skill Level: Intermediate/ Advanced

Time: 1p-3p

Let your imagination go wild with all those bits and pieces of fringe and trims from your stash. The more the better. This quilt can be made in many different color ways.

Fee: \$15/ month

## **ASK SUE**

Dates: Last Tuesday and Wednesday of the month

Skill Level: All Levels

Have you had problems understanding a pattern? Can't figure out how to use your serger or embroidery machine? Need a little guidance on how to assemble your latest project. Come to Ask Sue. I will be in the classroom during the day sewing but will help with any challenges and answer any questions that you have. Come and sew. Look for your new project and don't be afraid to tackle it. Fee: \$15/session



Sue Bushmaker

Time: Varies Check Calendar



# CLUBS - CONT...

## **EARTH TO QUILTERS - Hoopsisters Session I**

Saturday, July 28, August 25  
Skill level: All Levels

Jennifer Rossetti  
Time 4p-8p

DEPENDING ON CLASS AHEAD OF US WE MAY START A LITTLE LATER. Join us as we go outside the box during this eight-month series. The 2012 EmbroidaBlock of the Month by HoopSisters is, "Earth To Quilters"! This collection of quilts and projects takes quilting in the hoop of your embroidery machine to a whole new level! Explore traditional quilt blocks, created in a non-traditional way. EmbroidaBlock designs are quilt blocks created in the machine embroidery hoop. \$15/per month

## **WOOL OPEN SEW**

Thursday, July 5, Sept. 6

Donna Travers  
Time:10a-12p

Bring along the project you are currently working on or start a new one. Be sure to have all the supplies for your particular project such as floss, small scissors. Come and enjoy the friendship and the good time.

The August class may have to be cancelled or reschedule due to another private party using the class. Fee: \$5/month

## **WOOL APPLIQUE CLUB**

Monday, July 16, August 20, September 17  
Skill Level: Intermediate/ Advanced

Arlene Southworth  
Time: 10a-12p

Have fun with wool applique. No needle turning required. There is no end to the embellishments you can use - buttons, tassels, lots of floss and threads. This quilt can be any size you want. You can use all wool, or add flannels or brushed cottons (pre-shrunk, please) Bet you can't just make a few blankets. Fee: \$15/ month

## **CIVIL WAR BRIDE**

Saturday, July 7, August 4th, September 1  
Skill Level: Intermediate/Advanced

Arlene Southworth  
Time: 10a-12p

This quilt is based on an antique American quilt from the late 19<sup>th</sup> century now hanging in The Museum of American Folk Art. It is a collage of animals, flowers and people. The original quilt was done in cotton, wool, silk and velvet. It tells the story of a bride never wed. The quilt had twenty 16" blocks plus a border, but we stopped at 9 blocks. Ours measures 66" x 66", but you can make yours larger. Fee: \$15/ month

## **REDWORK CLUB**

Wednesday, July 11, August 8, Sept. 12  
Skill level: All levels Time: 1:30p-4:30p

Sharron Meyer

If you have a love of redwork hand embroidery and would like to spend some time on a monthly basis with ladies of a similar mindset, won't you consider joining us on the 2<sup>nd</sup> Wednesday afternoon of each month? This will be an opportunity to relax and enjoy meeting some new friends while stitching the time away. Just bring along the project you are working on or consider starting something new.

We will be sharing the classroom space with the monthly paper-piecing club so lots of creative vibes will be floating around! Fee: \$8/month

## **Clubs that meet regularly at Quiltz:**



Lunch Bunch - Meets 1<sup>st</sup> Friday  
Sunrise Stitchers - Meets 2<sup>nd</sup> Tuesday  
Smocking Guild - 2<sup>nd</sup> Thursday

## **STITCH YOUR OWN STORY** Arlene Southworth

Saturday, July 7, August 4, September 1  
Skill Level: Intermediate/Advanced Time: 1p-3p

This is a quilt that is all about you. There is a family tree, an engagement, a wedding and children. It could go on and on. You'd be surprised at how many things come to mind once you get started. Each quilt is unique, and it is fun to see what everyone else is creating. Fee: \$15/month



1	2	3 Basic Applique 6p-8p	4 CLOSED Happy 4th 	5 Open Sew -Wool 10-12	6 Lunch Bunch	7 Civil War Bride 10a-12p  Stitch Your Own Story 1p-3p
8	9	10 Sunrise Stitchers	11  Paper Piecing & Redwork Club 1:30p-4:30p	12 Christmas in July- wool- Table Mat 10:30-12:30	13  BYOP 5p-11p	14 Thimbleberries 10:30a-11:30a
15	16 Wool Applique Club 10a-12p  Flower Baskets 1p-3p	17 Thimbleberries 10:30a-12:30p  Basic Applique 6p-8p	18	19 Affairs of the Heart 10a-12p  Mariners Compass 12:30-4:30	20	21 Baja Travel Purse 10:00-3:00
22 Tri-Fold Portfolio 12:30p-3:30p	23	24	25 ADVANCED Beginning Quilting 10:30 - 12:30	26 Christmas in July Snowman pillow 10:30-1:30	27	28 Sew Charming 10:30-4:30  Earth to Quilters 5p-8p
29 CLOSED N. Amer. Mys. Quilt - 12p-4p	30	31 Ask Sue 12:30a-4:30p				

		1 ADVANCED Beginning Quilting 10:30 - 12:30  Ask Sue 1:30p-3:30p	2	3 Lunch Bunch	4 Civil War Bride 10a-12p  Stitch Your Own Story 1p-3p
5 Quilting Trading 12p-2p	6	7 Wool 10:30-12:30  Basic Applique 6p-8p  Quilting for the Clueless 5:45p-8p	8 ADVANCED Beginning Quilting 10:30 - 12:30  Paper Piecing & Redwork Club 1:30p-4:30p	9 Bridal Bouquet 12:30-4:30	10 Sew Kids - PJ 10:30a-4p  BYOP 5p-11p
12 Thread Play Made Simple 12:00-4	13	14 Sunrise Stitchers   Quilting for the Clueless 5:45p-8p	15 ADVANCED Beginning Quilting 10:30 - 12:30	16 Affairs of the Heart 10a-12p	17
19 Apron From A Kitchen Towel 12:#0p-3:30p	20 Wool Applique Club 10a-12p  Flower Baskets 1p-3p	21 Thimbleberries 10:30a-4  Basic Applique Club 6p-8p	22 ADVANCED Beginning Quilting 10:30 - 12:30	23 New York Beauty 12:30-4:30	24
26	27	28 Ask Sue 10a-4:30p  Quilting for the Clueless 5:45p-8p	29 ADVANCED Beginning Quilting 10:30 - 12:30 Ask Sue 10a-4:30p	30	31

Store Hours: Mon - Sat: 10-5; Sun: 12-4; Tuesday Open Until 8pm



<h1>September</h1>						1 Civil War Bride 10a-12p  Stitch Your Own Story 1p-3p
2 Quilties Trading 12p-2p	3 CLOSED Labor Day Happy Sewing! 	4 Basic Applique 6p-8p  Quilting for the Clueless 5:45p-8p	5 Wonderful One Fabric 10:30-3:30	6 Open Sew -Wool 10-12	7 Lunch Bunch	8 Thimbleberries 10:30a-11:30a
9 Baja Travel Purse 12-4:00	10 Instant Bargello 10:30-2:00	11 Sunrise Stitchers	12 Paper Piecing & Redwork Club 1:30p-4:30p	13 Luminous Landscapes 10:30-4:30 Smocking Guild 6:30p-9p	14  BYOP 5p-11p	15 From Our Hearts to Yours 10:30-4
16 iPhone Sleeve and Kleenex Pouch 12:30p-3:30p	17 Wool Applique Club 10a-12p  Flower Baskets 1p-3p	18 Thimbleberries 10:30a-12:30p  Basic Applique Club 6p-8p	19	20 Affairs of the Heart 10a-12p 0	21 Beginning Wool 10:30-12:30  <b>2012 SHOP HOP</b>	22 Shadow Trapunto 10:30-4  <b>2012 SHOP HOP</b>
23 N Amer Mys Quilt - 12p-4p <b>2012 SHOP HOP</b>	24 Let's Twist 10:30-1 <b>2012 SHOP HOP</b>	25 Ask Sue 10:30a-4:30p <b>2012 SHOP HOP</b>	26 Ask Sue 10:30a-4:30p <b>2012 SHOP HOP</b>	27 Bridal Bouquet 12:30-4:30 <b>2012 SHOP HOP</b>	28  <b>2012 SHOP HOP</b>	29 Sew Charming 10:30-1:30 <b>2012 SHOP HOP</b>
30 Meet The Teacher 12p-2p 						

## Basic Sewing Supplies List

- Thread
- Rotary Cutter (with sharp blades) and mat
- Scissors (paper and fabric, thread)
- Pins
- Seam Ripper
- Pencil/Pen and paper
- Ironing pad and small travel iron
- Thimble (for handwork if needed)
- Power strip – just in case

If your class supply list says to bring your machine:

- Sewing machine in good working order with all accessories, including manual, foot, and cord. Sewing machine feet required for class.
- Extra machine needles
- Good quality Thread

## Classroom Policies

Our Class Dos:

- \* **Do** pay ahead of time to ensure your spot. Payments may be made in the store, or by phone with a credit card.
- \* **Do** show your receipt of registration to receive 20% off on class supplies only (we are not able to give 20% off after class has occurred)
- \* **Do** bring your supplies to class.
- \* **Do** be on time.
- \* **Do** cancel a class ahead of time. You may do so up to 3 days prior to class and receive a store credit. You could also have someone else take your place in class. (unfortunately we will not be able to credit once the class has occurred)

# Quiltz Proudly Supports Many Charities

Here is one highlighted for you.  
Free Kits Available For Donations. Ask  
for more information.



## About the Beads of Courage® Program

Every bead tells a story of strength, honor and hope.

The Program is a resilience-based intervention designed to support and strengthen children and families coping with serious illness. Through the program members tell their story using colorful beads as meaningful symbols of courage that they receive to honor and acknowledge each step of their treatment journey. Beads are given according to a program specific program bead guide. For milestones in their treatment journey, they receive handmade one-of-a-kind glass beads that are donated by members of the International Society of Glass Beadmakers (ISGB).

## Program Areas

The Beads of Courage® Program is available for the following:

- Cancer and Blood Disorders
- Cardiac Conditions
- Burn injuries
- Neonatal Intensive Care Unit
- Chronic Illness

## Program Development

All Program bead guides were developed in collaboration with experts in the field (nurses, doctors, child life specialists and social workers) so that each bead guide would reflect meaningful acknowledgment of a member's treatment journey.

## Outcomes

Ongoing evaluation of the Beads of Courage® program indicates that the program helps to decrease illness-related distress, increase the use of positive coping strategies, helps members find meaning in illness, and restore sense of self in those coping with serious illness. The program also provides something tangible the member can use to tell about their experience during treatment and after.

## Current Programs

We currently provide the Beads of Courage program to 130+ sites in 6 countries. By the end of 2012, we will have 150+ member hospitals. [www.beadsofcourage.org](http://www.beadsofcourage.org)

## Christmas in July

Be watching your emails for further details  
Wednesday July 25<sup>th</sup> - Saturday July 28<sup>th</sup>



We will be closing early  
Saturday, July 28<sup>th</sup> at 4pm and reopen Monday, July 30<sup>th</sup>  
at 10am for our yearly inventory.

*North American Mystery Class, Sunday, July 29<sup>th</sup> will still meet 12p-4p.  
Come in and shop so we don't have to count it!*

### Water Drive

Donations Go To Local Charity



Bring in UNOPENED Water Bottles  
for your Chance to  
Win \$50 Quiltz Stash Cash

1 - Package equals 1 Chance  
1 Case equals 2 Chances

Wednesday July 25<sup>th</sup> - Saturday July 28<sup>th</sup>

# Next Meet The Teacher

## September 30th

### 12PM-2PM

**CRUSADERS RETREAT**  
Your Neighborhood Gaming Supplier

**Miniatures, Board Games, Card Games**

**602-482-3156**



customerservice@crusadersretreat.com  
13825 N. 32nd St., Phoenix, Az. 85032

#### **OPEN SEW**

When: Any day with no class

Time: Store hours

Cost: \$5

We have Sewing Machines **available to rent**.  
Call ahead and reserve so you don't have to bring yours from home.

Cost: \$10 – includes new needle and bobbin to take home

*Need a Meeting Place? Choose Quiltz!*

*Do you have a group of friends or a guild looking for a meeting place?*

*Contact: Cindy or Jennifer*

#### **Quiltz – Supports the Community:**

*We are drop off location for:*

*Quilts of Valor*

*Project Linus*

*AZ Blankets*

*Million Pillowcase Challenge*

*Along with donating scraps to various charities!*

### **STARTING THIS FALL – GARMENT SEWING and Kids Classes**

#### ***Sew Confident!***

Now you can confidently sew a garment in the right fabric, the right style, and the right fit! Sew Confident!—a new education program, provides you with everything you need to sew fashionably.

Sew Confident! classes take the guesswork out of garment sewing. Learn how to measure for a great fit, what fabric works with the pattern (order the classroom kit with quality fashion fabric in the color of your choice), and how to achieve those professional details (they aren't as hard as they look).

Good fit, gorgeous fabric, great fashion. Now you can sew with confidence! Great for Young Adults too! Scheduled to start in October continue on every third Saturday.

***Sewing Classes for Kids*** – Are you part of a homeschool group or have a small group of kids that want to learn to sew? We have a great program that will teach them with a learn and sew curriculum for students between the ages of 8 and 12 (teens and adults too). Sewing is a skill that will last for a lifetime that will boost your child's creativity; develop patience and problem solving skills. These fun and educational fashion sewing classes and camps will probably be one of your daughter's or son's absolute favorite hour of the week. Be watching for more details to come. Scheduling for this class is TBD.

Contact Jennifer at the shop if you are interested in either class. [Jennifer@quiltzonline.com](mailto:Jennifer@quiltzonline.com)